



BARROW COUNTY

— *Georgia* —



Historic Courthouse

FY2023
ANNUAL BUDGET

FY2023 APPROVED BUDGET



BARROW COUNTY
Georgia

BOARD OF COUNTY COMMISSIONERS

Pat Graham, Chairman
Joe Goodman, Chairman-pro tempore, District 1
William J. "Bill" Brown, District 2
Rolando Alvarez, District 3
Alex Ward, District 4
Billy Parks, District 5
Ben Hendricks, District 6

Kevin Little, County Manager

Rose K. Kisaalita, CPA, Chief Financial Officer

Vickie Short, Clerk of Commission



BARROW COUNTY
Georgia

TABLE OF CONTENTS

FY2022 Accomplishments.....	1
Barrow County History.....	4
Barrow County Organizational Chart.....	5
FY2023 Budget Calendar.....	6
FY2023 Budget Resolution.....	7
Budget Message.....	12
Moving Barrow County Forward.....	22

GENERAL FUND

Summary of Revenues.....	24
Summary of Expenditures.....	29
Departmental Budgets	
Board of County Commissioners (1110).....	33
Board of Equalization (1120).....	35
Clerk of Commission (1130).....	37
County Manager (1315).....	39
Operations Manager (1320).....	41
Elections (1400).....	43
Finance (1510).....	45
County Attorney (1530).....	47
Information Technology (1535).....	48
Human Resources (1540).....	50
Tax Commissioner (1545).....	52
Tax Assessor (1550).....	54
Non-Departmental (1556).....	56
Buildings & Grounds (1565).....	58
Superior Court (2150).....	60
Drug Court (2151).....	62
Clerk of Superior Court (2180).....	64
District Attorney (2200).....	66
State Court (2300).....	68
Solicitor General (2305)	70
Magistrate Court (2400).....	72
Probate Court (2450).....	74
Juvenile Court (2600).....	76
Public Defender (2800).....	78
Sheriff's Office (3300).....	80
Detention Center (3326).....	84
Emergency Services / EMS (3600).....	86
Coroner (3700).....	89
Animal Control (3910).....	91
Emergency Management Agency (EMA) (3920)	93
Transportation (4101).....	95
Roads & Bridges (4200).....	97

TABLE OF CONTENTS

GENERAL FUND (continued)

Departmental Budgets (Continued)

Senior Citizens Center (5404).....	100
Parks, Recreation, & Leisure Services (6100).....	102
Keep Barrow Beautiful (7101)	104
Cooperative Extension Service (7110).....	106
Economic Development (7515).....	108
Debt Service (8000).....	110
Other Financing Uses (9000).....	112

Outside Agencies Budgets

Northeast Georgia Regional Commission (1595).....	114
Barrow County Health Department (5101).....	114
Advantage Behavioral Health System Community Service Board (5102).....	114
Department of Family & Children Services (5401).....	114
Custom Industries/Barrow County MR Service Center (5405).....	114
Adult Literacy - Barrow (5410).....	115
Barrow County Library Board of Trustees (6500).....	115
Georgia Soil & Water Conservation Commission (7130).....	115
Barrow County Farmers Market (7131).....	115
Georgia Forestry Commission (7140).....	115
Barrow County Chamber of Commerce (7520).....	115
Summary of Expenditures for Outside Agencies Budget.....	116

SPECIAL REVENUE FUNDS

Summary of Revenues and Expenditures.....	117
County Law Library Fund (205).....	118
Confiscated Fund (210).....	120
School Camera - Safety Program (213).....	122
Planning & Community Development (214).....	124
Emergency Telephone System Fund (215).....	128
County Drug Abuse Treatment & Education Fund (216).....	132
Drug Court Participant Fees Fund (217).....	134
Special Programs Fund (218).....	136
County Supplemental Juvenile Services Fund (219).....	139
County Jail Fund (220).....	141
Inmate Commissary Fund (225).....	143
Grants Fund (250).....	145
American Rescue Plan Grant (255).....	150
Winder- Barrow Industrial Building Authority (260).....	152
Joint Development Authority of Winder-Barrow County (265).....	154
Barrow-Braselton Joint Economic Development Authority (267).....	156
Fire Fund (270).....	158
700 MHTZ Radio System Maintenance Fund (272).....	162
Subdivision Street Lights (275).....	164

TABLE OF CONTENTS

CAPITAL PROJECT FUNDS

Summary of Revenues and Expenditures	166
General Capital Project Fund (305).....	167
Economic Development Improvements Capital Project Fund (312).....	170
SPLOST – 2005 Fund (320).....	172
SPLOST – 2012 Fund (325).....	174
SPLOST – 2018 Fund (330).....	177
SPLOST – 2022 Fund (335).....	183

DEBT SERVICE FUND

Summary of Revenues and Expenditures	185
General Obligation Bonds Fund (410).....	186
Industrial Building Authority (IBA) Debt Service Fund (412).....	188

ENTERPRISE FUNDS

WATER & SEWER FUND

Financial Policies	190
Summary of Revenues	194
Revenue details.....	195
Summary of Expenses	196
Wastewater Department (4335).....	197
Water Department (4400/4401).....	201
Water & Sewer Capital Funds (4335/4401).....	206

STORMWATER UTILITY FUND

Stormwater	207
Summary of Revenues and Expenses	208
Stormwater Revenue & Expense Detail.....	209

LONG TERM DEBT SCHEDULE	212
--------------------------------------	-----

CAPITAL IMPROVEMENT PROGRAM

FY2023.....	216
FY2024.....	218
FY2025.....	220
FY2026.....	222
FY2027.....	224

TABLE OF CONTENTS

STATISTICAL INFORMATION

County Employees by Type.....	226
County Population Graph.....	227
Total County Tax Digest Value Graph.....	228
Annual Audited Expenditures - All Funds Graph.....	229
Annual Audited Expenditures - General Fund Graph.....	230
Millage Rate History Graph.....	231
General Fund- Fund Balance History Graph.....	232
1% SPLOST Revenue History Graph.....	233
Building Activity Graph.....	234
Principal Property Taxpayers for 2021.....	235
Principal Employers for 2021.....	235
Inventory of County-Owned Property.....	236
Inventory of County-Owned Vehicles and Equipment	237

FY2023 FEE SCHEDULES

Motor Vehicle Bill, Transfer, or Title Fees.....	250
Credit Card Processing Fees.....	251
Building Fees.....	252
Fire Life Safety Code Services Fees.....	254
Fire & Emergency Response Services Fees.....	256
Open Records Fee.....	257
Environmental Health Fees.....	258
Community Development Fees.....	262
Alcohol Fees.....	263
Business License, Occupation Tax, Sign Fees & Copy Fees.....	264
GIS Fees.....	266
Animal Control Shelter Fees.....	267
Parks, Recreation & Leisure Services Fees.....	268
Sanitary Sewer Rates.....	270
Water Rates.....	275
Stormwater Fees.....	281

FY2022 ACCOMPLISHMENTS

- 1) Purchased eighteen (18) vehicles for the following departments: Fifteen (15) Vehicles for the Sheriff's Office at \$852,531; A Ford Truck for Planning & Economic Development department at \$30,433; a Ford Truck F-150 for the Transportation department at \$36,090; a Ram 4500 Truck for the Roads & Bridges department at \$55,108.
- 2) Purchased various equipment for various departments as follows: Wastewater department – Influent Actuator for \$15,170; Stormwater department – John Deere 325G Compact for \$58,496, a Commercial Mower for \$9,319, Straw Blower attachment for \$11,961 and a Jet/Vac Truck for \$415,727; Roads & Bridges department - a Caterpillar Excavator for \$196,890; Animal Control department – Additional Storage for \$18,000; Upgraded the CAD/Records Management System for Public Safety for \$149,790; IT department – Network Switches for \$9,930 and Servers for \$89,834; Finance and Human Resources department upgraded the Kronos Payroll System for \$14,695; Wastewater department – SCADA System Replacement for \$24,254; Water department – Water meter vault improvement for \$8,862.
- 3) EMS successfully completed the transition of all ambulances to Northeast Georgia Barrow EMS. The department also received a \$10,600 grant to fund Para-tech Heavy Vehicle Extrication equipment.
- 4) Barrow County Emergency Services (BCES) – Fire Division: Graduated Recruit Class 114 with 6 Firefighters; Began the first ever In-House State Approved Advanced EMT Course with expected completion date in mid-March 2023; Secured property for the replacement fire station for Fire Station #3; Secured Equipment and completed a project that allowed BCES Fire/Rescue to Bluetooth the Public Safety Portable Radios to the department's SCBA (Self Contained Breathing Apparatus) increasing firefighter safety; Moved all plan review for the Fire Marshal's Office to electronic format as well as moving all applications for plan reviews and inspections to the Barrow County Website increasing efficiency.
- 5) Emergency Management (EMA): Received recognition from the National Weather Service as a Storm Ready County. The department is also in the process of developing the Continuity of Operation Plan (COOP).
- 6) E911: The department is in the process of doing CAD upgrades to be completed by 9/1/22; It has also started the Public Safety Radio needs Assessment program.
- 7) The Tax Assessors Department added approximately 963 new houses to the 2022 digest. The office staff reviewed approximately 25,281 properties for revaluation and added 1,506 new homestead exemptions in which 378 were senior exemptions and 36 disabled veterans. The 2022 digest increased approximately 27%. The 2021 overall sales ratio was 37.24 which is above the standard to bill public utilities for full taxes. For the year 2021, \$226,635 were sent to the Tax Commissioner to bill for Conservation use breaches. The 2021 average sale price for all home sales in Barrow County was \$302,141 up from \$244,368 in 2020. The amount of home sales that occurred in 2021 was 2,612, also increased from 2020 which was 2,364. The department also received a positive report from the three year Digest Review and working towards the Department of Revenue (DOR) suggestions. In addition, the department secured funding for the commercial and industrial revaluation.

FY2022 ACCOMPLISHMENTS

- 8) Department of Economic Development had a number of accomplishments during FY2022. The department worked very hard to resulting in the Spring Mountain Center at Park 53 South becoming a reality. Spring Mountain Center is a leading manufacturer of plumbing fixtures, home furniture and supplier to Hansgrohe, Wayfair and The Home Depot. The 250,000 square foot Phase I building that is nearing completion. Phase II will begin in early FY23 with a 500,000 square foot building. Once Phase II and III are completed, Spring Mountain Center will have added 205 new jobs and invested over \$45 million into the project.
- 9) Department of Economic Development also successfully sealed the deal with U.S. Lumber, a privately held distributor and light manufacturer of specialty building materials to relocate to Barrow County. The company has broken ground on their Bird Hammond Rd location. This \$31.5 million investment will bring 125 total jobs to Barrow County at full buildout. Also the DIV005, a structural steel company that opened late in FY21, is now operational and making a positive impact in the County's local economy. This \$22.85 million investment will bring 250 new jobs by 2029.
- 10) FY2022 brought some challenges to the Planning & Community Development with the extensive growth to the County. The department was able to implement online permitting and also revamped the Planning & Community webpage to allow more information to be accessible to the general public. The Department accepted, processed, and held public hearings for 79 Rezone or Special Use Permits and 23 Variances. There were 12 Administrative Variances accepted and processed. The department received, investigated and handled 275 code enforcement cases. There were 1072 Business Licenses that were issued or renewed, and 3,801 building permits (including electricity, HVAC, Plumbing) issued.
- 11) The Stormwater department had several accomplishments during FY2022. Some of them are: Completed 806 work orders; Completed 1,454 stormwater structure inspections; Replaced 24" cross drain at Hidden Acres Road; Replaced 24" cross drain at Lakeview Drive Trail; Completed requirements of the MS4 permit; Cut 54 Detention Ponds; Completed maintenance on 5 Watershed Dams; Completed water sampling for Watershed Assessment; Purchased a John Deere 325G Compact Loader for \$58,496; Purchased a Jet/Vac Truck for \$415,727.
- 12) The Water Department added 278 new water account customers, 10 new subdivisions to the Barrow County Water System and completed the Barrow County Water System model.
- 13) The Sewer Department added 9 new residential subdivisions and 11 new commercial/industrial connections to the Barrow County Wastewater System. The department also completed the Tanner's Bridge Wastewater Facility expansion to 1.5MGD, total cost \$15,841,296.
- 14) The Board of Elections Office successfully implemented the GA Senate and GA House redistricting changes that the GA Legislation put in place; successfully implemented local district changes to all Commission districts. The Elections Office had a successful Special SPLOST Referendum Election in November 2021 in conjunction with Municipal Elections. Also, a successful Special Election was held on March 15, 2022 to fill the unexpired term of Commissioner Isaiah "Coach" Berry, District as well as a successful May 24, 2022 General Primary.
- 15) Human Resources department had several accomplishments. Some of them are: Implementation of new Human Resources Information Systems (HRIS); Development of supervisory evaluation tool; Promotion of safe working environment resulting in a \$101,499 reimbursement check from ACCG.

FY2022 ACCOMPLISHMENTS

- 16) Roads & Bridges department completed a number of projects including: Graded and paved the remaining gravel portion of Jim Johnson Rd; Successfully kept roads free of ice/snow and tree debris during Winter Storm Izzy; Intersections upgrade by installing Flashing Stop Signs on Bowman Mill Rd. and Pleasant Hill Rd. and on Austin RD. at Smith Mill Rd. Prepared (Graded & Graveled) 13 miles of gravel roads for dust control application; Replaced cross drain on Jordan Cofer Rd; Reattached wing wall to the drainage structure on Pleasant Hill Rd; Graded and paved the newly aligned portion of City Pond Rd; Graded, curbed, and paved the Fire-Tower access road for the Parks & Rec department; Replaced the collapsed cross drain on Dee Kennedy Rd; Applied the HA5 application to City Pond Rd.
- 17) Roads & Bridges – Fleet Maintenance Division had several accomplishments. Some of them are: Created standard operating procedures for Fleet Maintenance; Re-introduced an in house full service Fleet Maintenance facility, resulting in several departments taking their vehicles to the Fleet shop to receive quick repairs and services; Began remodeling the Fleet Maintenance shop; Developed an asset inventory list for departments and introduced Hiperweb to track records and maintenance cost enabling the department to run reports to track efficiency, cost, and needs.
- 18) Parks & Recreation department had an increase in participation in youth sports offerings after some sports were postponed due to Covid-19. Three United States Tennis Association sanctioned tournaments were held at the park, along with various baseball, football, soccer and softball tournaments, with teams travelling as far as from California, New York, and Texas. A number of large events were held at the park and recreation center including community recycling events, a community job fair, a National Guard deployment ceremony, Chamber of Commerce and school system events.
- 19) Senior Center – The Senior Center reopened after a fifteen month closure due to Covid-19. The number of seniors receiving home delivered meals increased as did the number of seniors attending the center. The center received a grant from the Northeast Georgia Area Agency on Aging for educating seniors on pandemic-related health concerns.
- 20) The Barrow County Tax Commissioner's Office had several accomplishments. Some of them are: Collecting \$786,362.76 in delinquent taxes; processing over 69,160 motor vehicle transactions; Crossing training staff that resulted in cutting down wait times down on a busy day to less than 3 minutes.
- 21) Government Finance Officers Association of the United States and Canada (GFOA) awarded the Certificate of Achievement for Excellence in Annual Comprehensive Financial Reporting to Barrow County for its annual financial report for the fiscal year ended June 30, 2020. This was the tenth consecutive year that the government has achieved this prestigious award. In order to be awarded a Certificate of Achievement, a government must publish an easily readable and efficiently organized comprehensive annual financial report. This report must satisfy both generally accepted accounting principles and applicable legal requirements. The Finance department is confident that the County will also receive this award for the FY2021 annual financial report.


BARROW COUNTY HISTORY

That area that today is Barrow County was settled prior to the start of the 19th century. An Indian trail that ran through the county attracted settlers. To protect the settlers from the Cherokee and Creek Indians, the state built a frontier fort during 1792 called Fort Yargo, now a state park. Winder, the county seat, was known as Jug Tavern during this time.

Barrow County was the scene of one of the few Union defeats during Sherman's Atlanta Campaign known as Stoneman's Raid.

During the 1880s, rail was expanded and Barrow County played host to two railroads, the Seaboard Air Line and the Gainesville and Midland. One of the railroad builders for the Seaboard Air Line Railroad was John H. Winder of North Carolina. Jug Tavern's name was changed to Winder by the Georgia General Assembly on Dec. 20, 1893 to honor the railroad builder.

Barrow County was created from portions of Gwinnett, Jackson, and Walton counties when Georgia voters approved a constitutional amendment on November 3, 1914 making Barrow County the 149th county in Georgia out of 159. Barrow County was named after David Crenshaw Barrow, Jr., a University of Georgia mathematics and engineering professor who was later Chancellor serving in that position from 1906 to 1925. Barrow died on January 11, 1929 in Athens and is buried in Oconee Hill Cemetery in Athens.

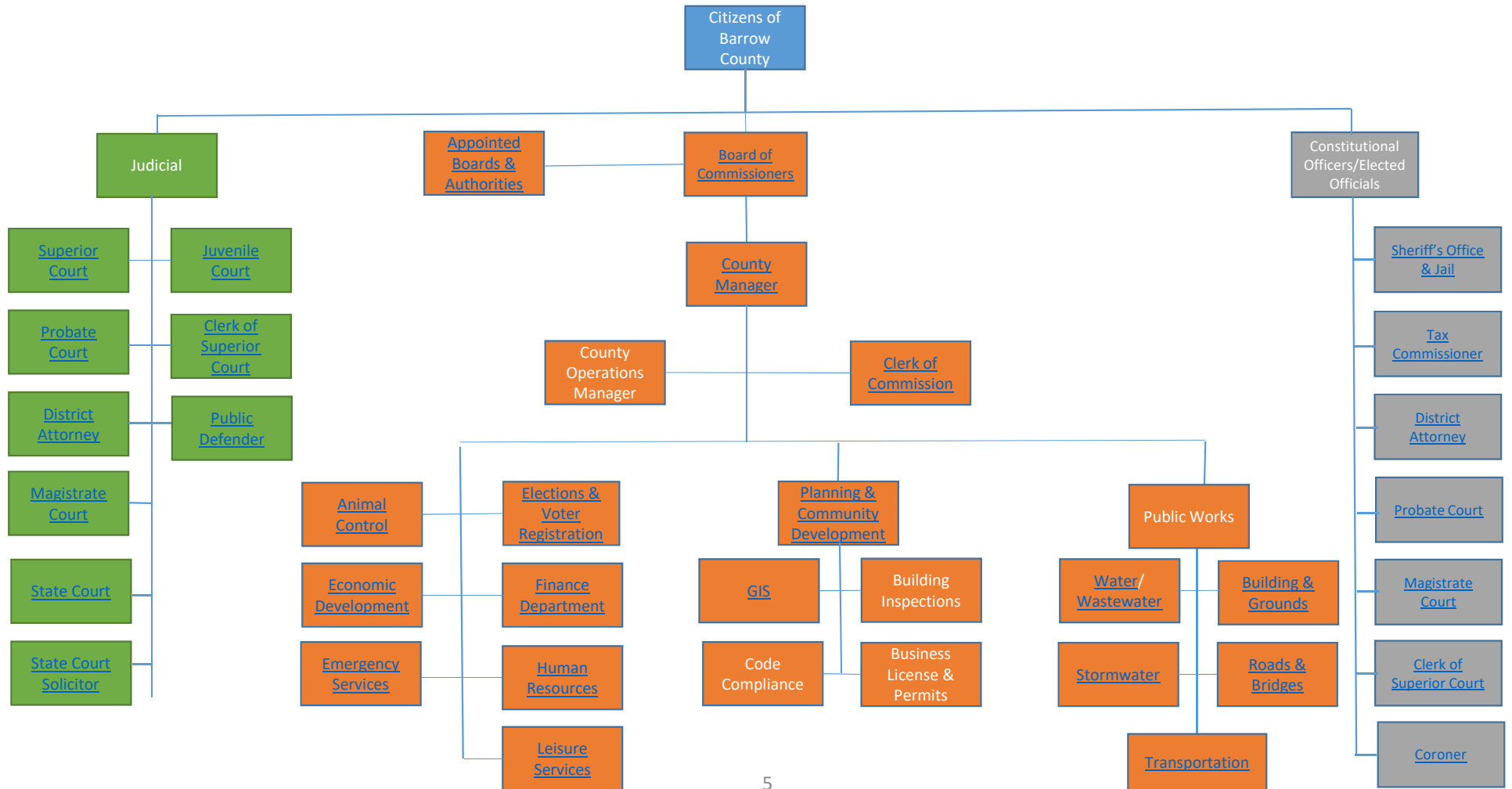


David Crenshaw Barrow, Jr.

BARROW COUNTY MISSION AND VISION STATEMENT AND CORE VALUES:

Barrow County's mission is to provide high quality essential services in a fiscally responsible manner which promotes economic opportunities for all in collaboration with community partners. The core values of the County are: honesty and integrity, trust and transparency, to be customer-focused, and to have effective leadership.

Barrow County Organizational Chart



FY2023 BUDGET CALENDAR

March 1, 2022	Budget instructions sent to department directors, elected officials, and outside agencies.
March 15, 2022	Deadline to enter the FY2022 Budget requests into the Munis Financial System
March 16, 2022	Deadline to submit budget request packages to Finance Department.
March 16 -April 8, 2022	Finance Department to check the accuracy of the information entered into the Munis System
April 12 - April 22, 2022	County Manager and Chief Financial Officer meet with department directors, elected officials, and outside agencies to review and discuss their budget requests.
April 12 - April 29, 2022	County Manager and Chief Financial Officer compile all budget requests and other budget information to prepare a preliminary budget.
May 4 - May 6, 2022	The County Manager and the CFO meet with Board to discuss the Budget
May 6 - May 11, 2022	County Manager and Chief Financial Officer compile all budget information gathered from the budget workshops to prepare the proposed budget.
May 12, 2022	Prepare the Balanced Proposed Budget Agenda item for the Board meeting
May 17, 2021	Proposed budget submitted to Board of Commissioners.
May 19, 2022	Copy of proposed budget displayed in the Clerk of Commission's Office, library, and on the county's web site for public review.
May 19, 2022	Copy of proposed budget sent to the Newspaper.
June 15, 2022	Newspaper advertisement notifying the public that the proposed budget is available for review and the time and date of the budget public hearing, and the date the budget will be adopted.
June 22, 2022	Newspaper advertisement to be in the paper notifying the public that the proposed budget will be adopted on 6/29/2021.
June 22, 2022	Budget public hearing to obtain citizen comments on the Proposed Budget at 5:00pm
June 22, 2022	Adoptioin of the millage rate of the 2022 Digest
June 29, 2022	Adoption of the FY2023 Budget Resolution
	FY2023 budget in effect through June 30, 2023.

FY 2023 BUDGET RESOLUTION

WHEREAS, the County's upcoming fiscal year (FY) 2023 begins on July 1, 2022, and will end on June 30, 2023; and

WHEREAS, state law requires that each county operate under an annual balanced budget adopted by ordinance or resolution, and

WHEREAS, once adopted, the annual budget may be amended during the fiscal year to adapt to changing governmental needs, and

WHEREAS, any increase in appropriation at the legal level of control of the local government (departmental level) shall require the approval of the governing authority, and

WHEREAS, County staff prepared a proposed balanced budget stating the anticipated revenues by source and expenditures by department for the proposed fiscal year, the current fiscal year, as well as the previous fiscal year, and

WHEREAS, the General Fund budget includes revenues totaling \$1,029,381 which are derived strictly within the unincorporated area of the County, and

WHEREAS, the General Fund includes expenditures related to local supplements paid as additional salary to the Superior Court officials and employees, which shall only be amended by future resolution of the Board of Commissioners in accordance with the other member counties of the Piedmont Judicial District, and

WHEREAS, the Special Revenue Fund includes revenue received through the County's tax levy in the Barrow County Fire District (which includes all property lying and being in Barrow County except that portion of Barrow County lying within the corporate limits of the City of Winder) for the purpose of affording fire protection within such District and which shall be no more than 3 mills; and

WHEREAS, in FY 2022, the County collected \$3,341,540.78 in Insurance Premium Taxes, which revenue will be used to rollback taxes in the unincorporated area in FY 2023, and

WHEREAS, \$3,341,540.78 was collected for Insurance Premium Taxes, this will be used to rollback taxes in the unincorporated areas, and

WHEREAS, the County Manager submitted the proposed budget to the Board of Commissioners on May 17, 2022, displayed a copy of the proposed budget in the Clerk of Commissioner's Office, at the library, and on the County's web site for public review, and provided the Barrow News - Journal newspaper (the County's legal organ) with a copy of the proposed budget, and

FY 2023 BUDGET RESOLUTION

WHEREAS, County staff notified the public, through a newspaper advertisement, that the proposed budget was available for review in the Clerk of Commissioner's Office, at the library, and on the County's web site and the time and day of the budget public hearing, and

WHEREAS, the Board of Commissioners conducted a public hearing on June 22, 2022, to discuss the proposed budget, and

WHEREAS, County staff notified the public, through a newspaper advertisement, of the date of the public meeting at which the budget resolution would be adopted, and

WHEREAS, the Board of Commissioners finds it to be in the public interest to adopt this resolution on June 29, 2022, approving the Barrow County FY 2023 Budget as follows:

General Fund Expenditures	\$ 52,765,715
Special Revenue Fund Expenditures	16,878,975
Capital Project Fund Expenditures	29,519,941
Debt Service Fund Expenditures	5,403,246
Enterprise Fund Expenditures	26,598,223
Less Transfers	<u>(7,762,250)</u>
Total Annual Budget	<u>\$ 123,403,850</u>

THEREFORE, BE IT RESOLVED, that the Barrow County Board of Commissioners hereby adopts the FY 2023 Budget as provided herein.

BE IT FURTHER RESOLVED, that in accordance with the official Code of Georgia Annotated Section 15-9-68, the Board of Commissioners caps the Probate Judge's fee at \$26,853 for calendar year 2023.


So resolved this 29th, day of June, 2022.

BARROW COUNTY BOARD OF COMMISSIONERS


Pat Graham, Chairman



Joe Goodman, Chairman-pro tempore, District 1



William J. "Bill" Brown, District 2



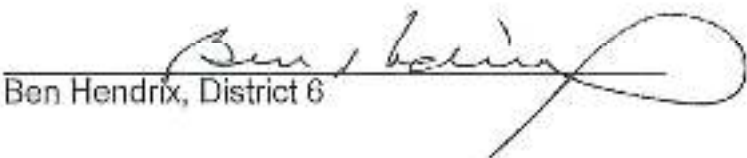
Rolando Alvarez, District 3



Alex Ward, District 4



Billy Parks, District 5



Ben Hendrix, District 6

Attest:

By: 

Vickie Short, Clerk



RESOLUTION FOR COMMITTED FUND BALANCE

A RESOLUTION OF THE BARROW COUNTY BOARD OF COMMISSIONERS, ESTABLISHING COMMITTED FUND BALANCE IN THE GENERAL FUND IN THE AMOUNT OF \$ 2,150,822 IN ACCORDANCE WITH GOVERNMENTAL ACCOUNTING STANDARDS BOARD STATEMENT NO. 54

WHEREAS, the Governmental Accounting Standards Board (“GASB”) issued Statement No. 54 establishing a hierarchy clarifying the constraints that govern how a government entity may use amounts reported as fund balance; and

WHEREAS, the Board of Commissioners is the highest level of decision-making authority within Barrow County (“County”), and has the authority to commit, assign, or evaluate existing fund balance classifications and identify the intended uses of committed or assigned funds; and

WHEREAS, the committed fund balance classification reflects amounts subject to internal constraints self-imposed by the Board of Commissioners; and

WHEREAS, once the committed fund balance constraints are imposed, such constraint must be removed by the Board of Commissioners prior to redirecting the funds for other purposes; and

WHEREAS, the Board of Commissioners has determined it will commit \$2,150,822 for the following projects:

- Cedar Creek and SR 211 Realignment improvement – \$1,250,000
- Annual LMIG Program - Local match - \$339,000
- Annual Road and Bridge Improvement Program (non LMIG) - \$149,322
- Traffic Line Re-Striping and Signs - \$100,000
- Countyline - Auburn RD. Bridge Engineering & Repair - \$250,000
- Comprehensive Transportation Plan (Local Match) - \$62,500

WHEREAS, the Board of Commissioners may commit additional funding for the above projects by official Board action;

NOW, THEREFORE, be is resolved, that the Board of Commissioners of Barrow County, in accordance with the provisions of GASB Statement No. 54, hereby commits \$2,150,822 of the fund balance to be used for the projects delineated above, subject to the Board of Commissioners adopting a subsequent resolution to remove or change the constraint.


PASSED AND ADOPTED THIS 29th day of June, 2022 by the Board of Commissioners of Barrow County.


BARROW COUNTY BOARD OF COMMISSIONERS


Pat Graham, Chairman

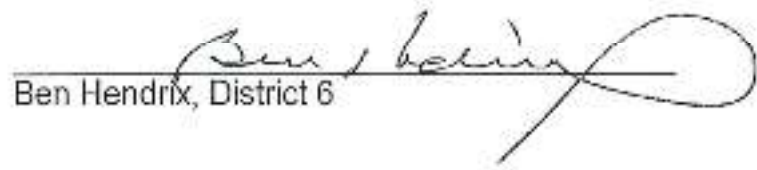


Joe Goodman, Chairman-pro tempore, District 1

William J. "Bill" Brown, District 2

Rolando Alvarez, District 3

Alex Ward, District 4

Billy Parks, District 5

Ben Hendrix, District 6

Attest:

By: 

Vickie Short, Clerk





BARROW COUNTY *Georgia*

TO: Chairman Graham and Commissioners

SUBJECT: FY2023 Recommended Annual Budget

DATE: June 22, 2022

Chairman Graham and Commissioners,

It is my pleasure to present to you the FY 2023 recommended Annual Budget. This budget represents the proposed plan of providing critically needed county services for the upcoming fiscal year that begins July 1, 2022 and ends June 30, 2023. This budget contains the collective input from all county department directors, elected officials, and outside agencies.

A copy of the recommended budget was filed with the Clerk to the Commission on May 19, 2022 and placed at the Winder Library and County Web site and has been available for public review and comment. One of the purposes of this budget document is to encourage greater transparency, open dialogue, and public deliberation as it relates to how citizen tax dollars can best be used to serve the Barrow County community and improve the overall quality of life of our citizens.

The FY2023 budget was prepared in accordance with section 36-81-(1-6) of the Official Code of Georgia Annotated. In addition, while developing the FY2023 Annual Budget the following priorities were taken into consideration:

- Continue to minimize the financial impact of county operations on its citizens through conservative budgeting practices that focus on achieving enhanced efficiency and effectiveness throughout the organization.
- A roll back or revenue-neutral millage rate has been applied to the 2022 Tax Digest.
- Implementation of the Compensated Study results for County-wide employees.
- Fund twenty twelve (12) full-time positions and two part-time position. Eight of these full-time positions and the two part-time positions are to be funded by the General Fund.

COUNTY MANAGER'S BUDGET MESSAGE HIGHLIGHTS

- Fund capital outlay as indicated in the adopted FY23 Capital Improvement Plan. Total cost is \$31,870,545, out of which \$3,054,822 is from the General Fund.
- Continue to provide outstanding government services at the level our citizens and local businesses expect and deserve.
- Maintain a healthy reserve fund balance in accordance with the GASB 54 Fund Balance Policy as adopted by the Board of Commissioners.

The 2022 economic forecast for the state of Georgia is positive, reflecting continuing recovery from the COVID-19 recession,” Benjamin C. Ayers, dean of the Terry College of Business, at the University of Georgia’s 39th annual Georgia Economic Outlook said, “Despite waves of infection, shortages of workers, and other supply constraints we’ve made tremendous progress in terms of getting back to normal.” The state should see an overall growth of its gross domestic product of about 4.3%. Despite risks posed by supply chain and labor shortages, inflation and the prospect of higher interest rates, the overall risk of recession in 2022 is very low — only about 20 percent. The 2022 forecast is positive with steady growth projected throughout the year; albeit slower than the initial recovery seen in 2021. Georgia’s GDP recovered fully in 2021, but the labor market did not. In 2022 the State is expected to surpass its pre-pandemic jobs count, signaling full recovery. At the local level, according to Bestplaces.net, Barrow County has seen the job market increase by 2.9% over the last year. Future job growth over the next ten years is predicted to be 49.3%, which is higher than the US average of 33.5%.

In preparation of the FY2023 Annual Budget, discussions were held with commissioners in small groups and also an advertised work session was held with the Board of Commissioners to discuss departmental budget requests as well as those of the outside agencies which the County funds. During this work session, the Board of Commissioners were provided with a Proposed Balances Budget details and recommendations concerning each funding request, as well as information pertaining to the Schedule of Fees that will be in effect for the period July 1, 2022 through June 30, 2023.

The Board of Commissioners were also provided recommendations concerning the the 5 Year CIP plan for period FY2023 through FY2027, the purpose of which is to ensure that the County’s capital needs, as detailed in the FY 2023 Capital Improvement Plan, are adequately met. In November 2021, County voters overwhelmingly approved the re-imposition of SPLOST for a six year period. This continuation of SPLOST revenue collections was critical and will ensure that the County has adequate resources to continue to meet its growing capital outlay needs, which include an emphasis upon improving critical infrastructure such as roads and sanitary sewer treatment, as well as the Jail and Justice Center expansion. The following is an overview of the FY 2023 recommended budget:

BUDGET OVERVIEW

The Total for all funds as proposed FY2023 Budget is: \$ 123,403,850

The proposed budget is detailed below:

Fund	FY2023 Proposed Budget	FY2022 Original Budget	FY2023/FY2022 % Change
General Fund	52,765,715	\$ 47,385,640	11.35%
Special Revenue Funds:			
County Law Library Fund (205)	30,800	30,800	0.00%
Confiscated Fund (210)	98,500	98,500	0.00%
School Camera - Safety Program (213)	501,000	-	100.00%
Planning & Community Development (214)	2,306,392.00	1,917,679	20.27%
Emergency Telephone System Fund (215)	2,070,718.00	1,818,647	13.86%
County Drug Abuse Treatment & Education Fund (216)	62,200.00	62,200	0.00%
Drug Court Participant Fees Fund (217)	72,440.00	72,440	0.00%
Special Programs Fund (218)	214,015.00	363,700	-41.16%
County Supplemental Juvenile Services Fund (219)	4,200.00	4,200	0.00%
County Jail Fund (220)	86,500.00	109,000	-20.64%
Inmate Commissary Fund (225)	110,120.00	90,120	22.19%
Grants Fund (250)	1,878,726.00	1,751,798	7.25%
Winder-Barrow Industrial Building Authority (260)	1,050.00	1,050	0.00%
Joint Development Authority of Winder – Barrow County (265)	1,050.00	1,050	0.00%
Barrow-Braselton Joint Economic Development Authority (267)	9,000.00	-	100.00%
Emergency Services / Fire Fund (270)	8,218,176.00	7,842,104	4.80%
700 MHTZ Radio System Maintenance Fund (272)	469,033.00	490,210	-4.32%
Subdivision Street Lights (275)	745,055.00	707,750	5.27%
Capital Project Funds			
General Capital Project Fund (305)	3,054,822.00	3,080,626	-0.84%
Economic Development Improvement Capital Project (312)	2,510.00	-	100.00%
SPLOST 2005 Fund (320)	40,550.00	40,550	0.00%
SPLOST 2012 Fund (325)	10,500.00	10,500	0.00%
SPLOST 2018 Fund (330)	8,646,669.00	13,250,100	-34.74%
SPLOST 2022 Fund (335)	17,764,890.00	-	100.00%
Debt Service Fund			
General Obligation Bond	4,354,525.00	4,365,900	-0.26%
Industrial Building Authority Debt Service Fund	1,048,721.00	1,022,573	2.56%
Enterprise Funds			
Water & Sewerage Fund	24,913,677.00	12,735,935	95.62%
Storm Water Utility Fund	1,684,546.00	1,378,403	22.21%
Interfund Transfers			
General Fund to General Capital Project Fund	3,054,822.00	3,080,626	-0.84%
General Fund to E911 Fund	319,668.00	187,597	70.40%
Planning & Community Development to General Fund	21,600	-	100.00%
SPLOST-2018 to Water & Sewer Fund	3,156,468.00	50,000	87.49%
SPLOST-2022 to Water & Sewer Fund	1,209,692.00	-	100.00%
Total for all funds less transfer out	123,403,850.00	\$ 95,313,252	29.47%

BUDGET OVERVIEW

MAJOR CHANGES IN THE FY2023 BUDGET

1. The proposed FY23, General Fund Expenditure Budget totals \$52,765,715 which represents an 11.35% increase as compared to the FY22 original budget of \$47,385,640 and a 9.57% increase as compared to the FY22 revised budget of \$48,156,409. Major drivers of the General Fund expense increase are:
 - Health insurance is estimated to increase by \$692,000.
 - General Insurance Liability is estimated to increase by \$150,570.
 - Implementation of the Compensated Study results:
 - County-wide employees excluding the Sheriff and Detention \$1,622,564 (including payroll taxes).
 - Sheriff and Detention employees \$1,312, 416 (including payroll taxes).
 - New positions requested in this budget are as follows: General Fund - 8 full-time & 2 part-time (\$600,696); Planning & Community Dev. - 2 positions (\$149,883); Water & Sewer Fund – 2 full-time positions (\$148,879).
 - General Fund contributions to the FY23 Capital Improvement Plan is \$3,054,822.
2. This proposed budget is based on rolling the millage rate back to revenue neutral at 5.494 mills for the Unincorporated and 7.084 mills for the Incorporated M&O
3. General Fund contributions to the FY2023 Capital Improvement Plan of \$3,080,626.
4. Retirement contribution decreased by \$257,259.
5. An Agreement for NE Georgia Physician Group, Inc. to provide emergency services within the boundaries of the County, was finalized in FY2022 costing \$2,931,548.

BUDGET OVERVIEW

MAJOR CHANGES IN THE FY2023 BUDGET

6. As a result of EMS agreement with NE Georgia, the EMS department has one employee.
7. The Budget is based on the 2022 Digest Millage Rates as follows: Unincorporated M&O – 5.494; Incorporated M&O – 7.084; GO Bonds – 1.35; Economic Dev. Bonds – 0.315; Fire District – 2.940.
8. County Manager:
 - \$25,000 – For Envisio Software.
9. Operations Manager – This is a new department. Total budget is \$149,892.
10. Financial Administration:
 - \$75,000 – For the new Assistant Chief Financial Assistant.
 - \$85,000 – Decrease in professional services due to outsourcing the EMS service.
11. Information Technology (IT) :
 - \$6,339 – Professional services increased by 5%.
 - \$36,000 – Decrease due to the new contract with Comcast.
12. Human Resources:
 - \$8,500 - increase in anticipated Neogov Software annual fees.
13. Tax Assessor:
 - \$163,334 – Decrease due to the completion of the Commercial revaluation and the startup of the mobile assessor tool.
 - \$56,784 – Increase in Salary and Wages and related taxes for the new Appraisal Assistant position.

BUDGET OVERVIEW

MAJOR CHANGES IN THE FY2023 BUDGET

14. Building & Grounds:

- \$175,000 – Increase in professional services for the Comprehensive Plan Study and engineering fees for Courthouse renovation.
- \$60,344 – Increase in Repairs & Maintenance due to the increase in price for the supplies, materials and labor.
- \$110,000 – Increase in utilities.
- \$15,000 – Increase in General Supplies due to an increase prices.
- \$98,058 - Increase in Salary and Wages plus benefits for the new service worker position and the conversion of a part-time position to a full-time position.

15.State Court:

- \$24,420 – Decrease in contracted services.

16. Solicitor General:

- \$56,785 – in Salary and Wages plus benefits for the new administrative assistant position.

17.Clerk of Superior Court

- \$26,700 – Increase for a new computer software.
- \$56,785 – Increase in Salary and Wages and related payroll taxes for the new Deputy Clerk Criminal Support position.

18.Drug Court:

- \$86,705 – Increase in Salary and Wages and related payroll taxes for the Drug Court Director position and the e

19. Probate Court:

- \$17,907 – Decrease in Repairs & Maintenance. \$17,908 was a one-time fee for CJT.

BUDGET OVERVIEW

MAJOR CHANGES IN THE FY2022 BUDGET

20. Juvenile Court:

- \$40,000 – Increase in Professional Services. These are increases in attorney fees which is partly driven by the population growth in Barrow County. This include: court-appointed attorneys. Georgia Code requirement of Legal Representation, entitles indigent parents and juveniles to Court-Appointed Legal representation.

21. Magistrate Court:

- \$22,908 – Decrease in Repairs & Maintenance. \$22,908 was a one-time fee for CJT.

22. Public Defender:

- \$51,000 – Increase in Professional Services for operating & personnel cost.

23. Sheriff:

- \$28,939 – Increase in Repairs & Maintenance for Microsoft annual maintenance fee.
- \$100,000 – Increase in Communication gasoline/diesel.
- \$34,625 – Increase in Professional Services due to price increases in contract and services.

24. Detention:

- \$205,500 – Increase in Repairs & Maintenance due to Housing Unit 7-Bupper & Lower repairs.

BUDGET OVERVIEW

MAJOR CHANGES IN THE FY2023 BUDGET

25. Animal Control:

- \$53,434 – Increase in Professional Services due to rising surgery cost, a number of animals being fixed, and a number of animals being seen at Winder Animal Hospital.
- \$35,000 – Increase in General Supplies & Materials for Combo Tests, Microchips, and Heartworm testing.
- \$18,000 – Increase Small Equipment for new office furniture, replacement exam table, replacement washer & dryer, security cameras, and new monitors.
- \$48,701 – Increase in Part-Time Salary & Wages for the two new positions.

26. Emergency Management (EMA):

- \$41,250 – Decrease in Dues and fees. This was the price for implementation and development of the COOP plan that started in FY2022.
- \$6,000 – Increase in Professional Services due to COOP costs for Year 2.

27. Transportation:

- \$55,000 – Increase in Professional Services for Engineering Design Fees for all Capital Design Projects.

28. Roads & Bridges:

- \$50,000 – Increase for General Supplies & Materials due to increasing material cost.
- \$25,000 – for On-Call pay.
- \$22,500 – Increase in Gasoline & Diesel.

29. Parks & Recreation:

- \$19,053 – Increase in General Supplies and Materials.
- \$21,209 – Increase in Utilities.
- \$50,624 – Increase in Salary & Wages and related payroll taxes for the new Parks Maintenance Worker position.

BUDGET OVERVIEW

MAJOR CHANGES IN THE FY2023 BUDGET

30. Senior Center:

- \$49,305 – Increase in Salary & Wages and related payroll taxes for the new Center Aide driver position.

31. Other Financing Uses:

- \$3,054,822 - Transfer out to capital project fund.
- \$319,668 – Transfer out to E911 Fund.

32. County Attorney:

- \$150,570 – Increased by \$125,423 for legal representation.

33. Emergency Management:

- \$536,434 – Increase in Professional Services for additional 12 hours of coverage and contractual increase.

34. Elections:

- \$18,000 – Increase in Printing and Binding for payment to the Fort Orange Press (Absentee Ballots).
- \$10,000 – Increase in General Supplies for new law that requires lockable storage for security paper.

35. Outside Agencies:

- \$5,000 – Increase for DFACS.
- \$15,000 – For Barrow County Farmers Market.
- \$2,020 – Increase for the Chamber of Commerce.
- \$20,000 – Increase for Library Board of Trustees.

36. Fire:

- \$168,160 – Increase in Salary and Wages partly due to additional 4 part-time positions to reduce unscheduled over-time. Cost will be eliminated with complete full-time staffing.

BUDGET OVERVIEW

MAJOR CHANGES IN THE FY2023 BUDGET (Continued):

37. Planning and Community Development:

- \$149,883 – Increase for Salary and Wages and related payroll taxes for the two new positions, a Development & Code Enforcement Supervisor and a Planning Administrative Assistant.
- \$105,000 – Increase for Professional Services due to an increase in demand for services.
- \$21,000 – Increase for Small Equipment for two additional computers, 3 desks, chairs & 7 iPads for the Board of Appeals (BOA).
- \$75,000 – Increase for Professional Services - County Attorney.

38. Wastewater Systems:

- \$272,266 – Increase in Professional Services due to increase in demand for the on-demand Engineering Services.
- \$97,642 – Increase in Cleaning/Garbage Services for sludge hauling, land fill, TB Sludge hauling, cleaning offices and labs at 3 buildings.
- \$88,000 – Increase in Repairs & Maintenance due to increase in maintenance and repair on existing, aging infrastructure; gravel for 2 pump station roads and the Tanners Bridge plant entrance road.
- \$88,266 – Increase in Other Supplies due to price increase for chemicals, Tanners Bridge Odor Solution, and Magnesium Hydroxide @ 2 Pump Stations.

39. Water Retail:

- \$1,358,505 – For funding CIP projects.

40. Stormwater:

- \$150,000 – Increase in Repairs and Maintenance for On-Call repairs.

Continuing to Move Barrow County Forward in 2024

LOOKING FORWARD TO FY2024

Looking towards the FY2024 budget process, County staff is projecting a year of more promising economic conditions at the local level. As State and Local governments complete the adjustment towards a “new normal” in the wake of the COVID-19 pandemic, it is generally accepted that economies at all levels will be in much stronger positions.

The County's tax digest and sales tax revenue are anticipated to continue to rebound sharply, as well as residential and retail/commercial building activity. County programs and services are expected to remain relatively constant in an effort to keep the cost of government as low as possible. Looking forward to FY2024 and beyond, we will have challenges- however they are good challenges which are a direct result of our continued success as a vibrant, growing, and resilient community.

In addition, the implementation of the FY2023-FY2027 Capital Improvement Program will continue to be addressed, including an emphasis on critical infrastructure projects such as roadway maintenance, transportation enhancements, sewer and water system improvements, and buildings and facilities.

As a community, we continue to experience the “growing pains” of an expanding region and we need to be prepared for the demand of public services in the areas of recreation, transportation, and sewer infrastructure expansion. The opening of the expanded Victor Lord Park in October 2020 added much needed recreational amenities such as new multi-purpose fields, a tennis complex, and dog park. These new facilities will enhance sports and recreational tourism in the county, and will attract outside visitors who will support our growing retail, commercial, and hotel markets.

The long anticipated West Winder Bypass transportation improvement project is currently under construction, with completion of Phase 1 and 2 in the fall of 2021. The Bypass will not only relieve unnecessary truck traffic in downtown Winder, but will also drive increased economic development as a result of the attractive commercial corridor it will create.

The new Tanners Bridge Wastewater Treatment Facility, adjacent to the existing Land Application System, was completed in the fall of 2021. It provides a minimum of an additional 1.5 million gallons per day (GPD) of sewer treatment in order to meet our commercial, industrial, and residential growth demands. The Capital Improvement Program is analogous to a roadmap, setting the course to being prepared to meet future growth. Without a map, direction, or plan we will waste precious time and resources critical for the future development of our community. As the county continues to grow, proper and strategic planning is very much the key to our future success.

The county continues to have strong General Fund reserve levels, resulting directly from a long tradition of conservatively sound financial and management practices. Our strong financial position provides the opportunity to continue to implement needed infrastructure improvements without taking on new debt through the use of proper strategic capital planning and guidance as to appropriate revenue sources.


We want to extend our thanks to all of Team Barrow who work so diligently to prepare each Annual Budget, and who are committed to continuing to collaborate and work tirelessly to provide outstanding levels of service to our community. In particular, we wish to extend our thanks to the staff of the Finance Department for the many hours they put into every budget preparation process.

Sincere thanks are also extended to the Board of Commissioners for their policy guidance and thoughtful deliberations throughout the budget preparation, work session, and formal adoption process. Working collaboratively and through a shared vision will ensure Barrow County's continued success.

Respectfully submitted,



Kevin Little
County Manager



Rose Kisaalita, CPA
Chief Financial Officer



BARROW COUNTY
Georgia



BARROW COUNTY

Georgia

GENERAL FUND

The General Fund is used to account for all financial transactions of a general nature which are not accounted for in other funds. The General Fund is supported by revenues derived from taxes, licenses, permits, charges for services, fines, investments, and other sources. Services funded by the General Fund include general government, law enforcement and courts, and health and human services.

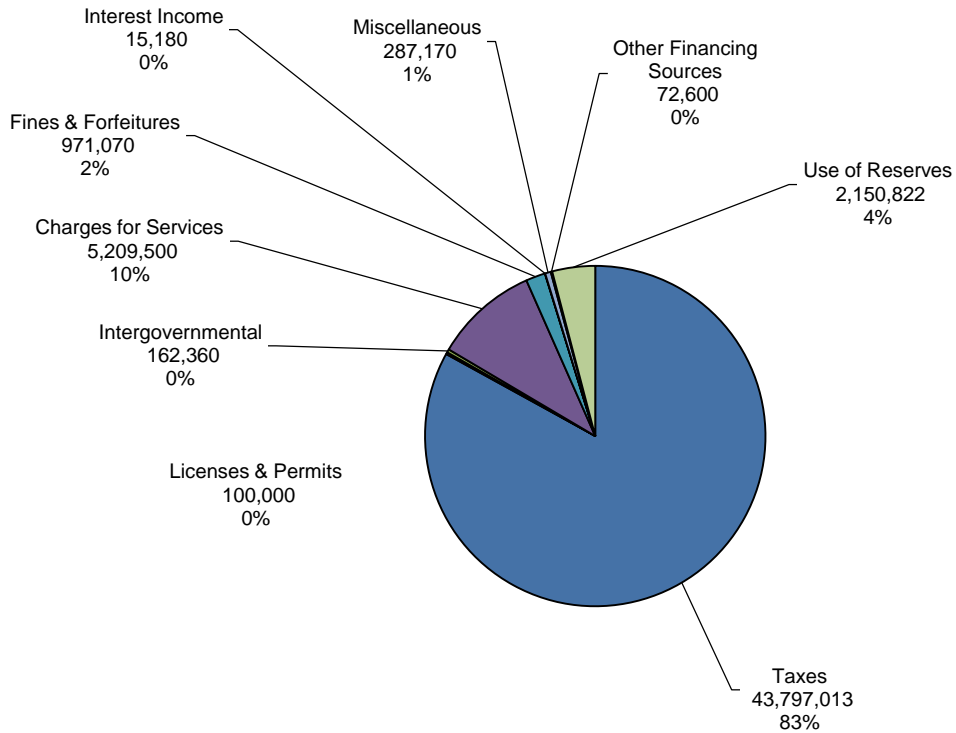
GENERAL FUND REVENUES

100

SUMMARY OF REVENUES

Account Description	FY2021 Actual	FY2022 Original Budget	FY2023 Manager's Recommended Budget	FY2023 Commission Approved Budget	% Change From FY 2022-23 Budget
Taxes	40,452,558	38,564,712	43,797,013	43,797,013	13.57%
Licenses & Permits	103,597	110,000	100,000	100,000	-9.09%
Intergovernmental	2,316,486	118,500	162,360	162,360	37.01%
Charges for Services	6,810,357	4,805,454	5,209,500	5,209,500	8.41%
Fines & Forfeitures	662,137	1,026,824	971,070	971,070	-5.43%
Interest Income	18,447	18,750	15,180	15,180	-19.04%
Miscellaneous	296,370	114,400	287,170	287,170	151.02%
Other Financing Sources	230,785	105,000	72,600	72,600	-30.86%
Use of Reserves	-	2,522,000	2,150,822	2,150,822	-14.72%
TOTAL GENERAL FUND REVENUES	50,890,737	47,385,640	52,765,715	52,765,715	11.35%

FY2023 Annual Budget



GENERAL FUND REVENUES

100

TAXES

Account Number			Account Description	FY2021 Actual	FY2022 Original Budget	FY2023 Department's Requested Budget	FY2023 Manager's Recommended Budget	FY2023 Commission Approved Budget
10000001	311100		REAL PROPERTY TAX	15,179,664	15,155,663	16,600,000	16,600,000	16,600,000
10000001	311110		PUBLIC UTILITY TAX	556,659	575,596	580,000	580,000	580,000
10000001	311120		TIMBER TAX	1,553	408	200	200	200
10000001	311200		REAL PROPERTY TAX-PRIOR	432,104	259,545	230,000	292,500	292,500
10000001	311300		PERSONAL PROP TAX-CURRENT	1,941,317	1,942,835	2,075,024	2,075,024	2,075,024
10000001	311310		MOTOR VEHICLE TAX	302,299	558,912	318,839	318,839	318,839
10000001	311315		TITLE AD VALOREM TAX MOTOR VEH	5,994,775	5,000,175	6,500,000	6,500,000	6,500,000
10000001	311320		MOBILE HOME TAX	(3,207)	66,672	72,000	72,000	72,000
10000001	311340		INTANGIBLE TAX	1,185,887	893,744	1,178,289	1,178,289	1,178,289
10000001	311350		RAILROAD EQUIPMENT TAX	11,572	9,000	5,000	5,000	5,000
10000001	311400		PERSONAL PROP TAX-PRIOR	23,995	50,000	20,000	20,000	20,000
10000001	311500		PROPERTY NOT ON TAX DIGEST	23,570	30,000	20,000	20,000	20,000
10000001	311600		REAL ESTATE TRANSFER TAX	310,159	251,627	350,000	350,000	350,000
10000001	311750		FRANCHISE TAX-TV CABLE	431,183	432,758	450,000	450,000	450,000
10000001	313100		LOCAL OPTION SALES TAX	9,942,186	9,197,271	11,000,000	11,000,000	11,000,000
10000001	314200		ALCOHOLIC BEVERAGE EXCISE	424,164	384,726	479,381	479,381	479,381
10000001	314500		ENERGY EXCISE TAX-MANUFACTURIN	267,615	275,780	275,780	275,780	275,780
10000001	316200		INSURANCE PREMIUM TAX	3,213,273	3,300,000	3,400,000	3,400,000	3,400,000
10000001	319000		PENALTIES & INTEREST-DELQ	213,791	180,000	180,000	180,000	180,000
TOTAL TAXES				40,452,558	38,564,712	43,734,513	43,797,013	43,797,013

LICENSES & PERMITS

Account Number			Account Description	FY2021 Actual	FY2022 Original Budget	FY2023 Department's Requested Budget	FY2023 Manager's Recommended Budget	FY2023 Commission Approved Budget
10000001	321201		BUSINESS LICENSE-BANKS	103,597	110,000	100,000	100,000	100,000
TOTAL LICENSES & PERMITS				103,597	110,000	100,000	100,000	100,000

INTERGOVERNMENTAL

Account Number			Account Description	FY2021 Actual	FY2022 Original Budget	FY2023 Department's Requested Budget	FY2023 Manager's Recommended Budget	FY2023 Commission Approved Budget
10000003	334116	SR006	DEPT OF TRANSPORTATION	170,021	-	-	-	-
10000003	334325		GEORGIA CARES RELIEF FUND-CRF	2,028,518	-	-	-	-
10000003	334325	SG051	GEORGIA CARES RELIEF FUND-CRF	3,493	-	-	-	-
10021501	337000		INTERGOV'T REVENUE-BANKS CO	17,097	17,500	17,000	17,000	17,000
10021501	337001		INTERGOV'T REVENUE-JACKSON CO	57,357	61,000	105,360	105,360	105,360
10021501	337004		INTERGOV'T REVENUE- ADR FUND	40,000	40,000	40,000	40,000	40,000
TOTAL INTERGOVERNMENTAL				2,316,486	118,500	162,360	162,360	162,360

GENERAL FUND REVENUES

100

CHARGES FOR SERVICES

Account Number		Account Description	FY2021 Actual	FY2022 Original Budget	FY2023 Department's Requested Budget	FY2023 Manager's Recommended Budget	FY2023 Commission Approved Budget
10000001	341102	55 MAYNARD ST. RESTRICTED	628	1,800	1,800	1,800	1,800
10000001	344160	SOLID WASTE RECYCLING FEES	5,977	1,000	1,000	1,000	1,000
10014002	341910	ELECTION QUALIFYING FEES	-	540	-	-	-
10014002	341915	AUBURN ELECTION REVENUE	5,321	5,000	5,000	5,000	5,000
10014002	341920	WINDER ELECTION REVENUE	11,902	11,000	11,000	11,000	11,000
10014002	341925	BETHLEHEM ELECTION REVENUE	1,000	1,000	1,000	1,000	1,000
10014002	341926	CARL ELECTION REVENUE	1,000	1,000	1,000	1,000	1,000
10014002	341927	STATHAM ELECTION REVENUE	1,782	1,250	15,000	15,000	15,000
10014002	341930	SALE OF MAPS & PUBLICATION	75	50	50	50	50
10015451	341600	MOTOR VEHICLE TAG COLL FEE	40,605	31,000	32,000	32,000	32,000
10015451	341940	TAX COLLECTION COMMISSION	1,375,166	1,350,000	1,500,000	1,500,000	1,500,000
10021802	341101	CLERK OF SUPERIOR COURT	209,582	178,179	194,246	194,246	194,246
10021802	341201	RECORDING-CLERK OF SUP CT	1,413,727	900,000	1,150,000	1,150,000	1,150,000
10021802	341400	PRINTING AND DUPLICATING	258	-	1,000	1,000	1,000
10022002	341400	PRINTING AND DUPLICATING	342	100	500	500	500
10023002	341204	JUDICIAL OPERATIONS FUND FEE	2,450	-	4,200	4,200	4,200
10023002	341400	PRINTING AND DUPLICATING	585	-	650	650	650
10024002	341105	MAGISTRATE COURT	154,549	210,000	186,447	186,447	186,447
10024502	341202	RECORDING-PROBATE	115,688	140,000	83,722	83,722	83,722
10024502	341400	PRINTING AND DUPLICATING	49,657	62,000	45,000	45,000	45,000
10028001	341106	FEES & CHARGES	5,670	6,000	5,000	5,000	5,000
10033002	342100	SPECIAL POLICE SERVICES	85,175	72,000	50,000	50,000	50,000
10033002	342140	BD OF EDU RESOURCE & SECURITY	296,585	220,000	253,286	253,286	253,286
10033002	346410	BACKGROUND CHECK FEES	2,550	4,000	3,000	3,000	3,000
10033262	342300	DETENTION & CORRECTION SVC	22,168	25,000	25,000	25,000	25,000
10033262	342330	PRISONER HOUSING FEES	88,155	20,000	3,000	3,000	3,000
10033262	342340	PHONE CARD PROCEEDS	66,157	45,000	38,000	38,000	38,000
10035002	341391	PLAN REVIEW FEES	17,213	10,000	-	-	-
10036002	341391	PLAN REVIEW FEES	10,200	6,500	-	-	-
10036002	341400	PRINTING AND DUPLICATING	3,711	4,000	4,000	4,000	4,000
10036002	341450	FIRE REPORTS/ BLUE SIGN FEES	2,280	1,000	-	-	-
10036002	342600	AMBULANCE FEES	1,295,667	-	-	-	-
10036002	342605	AMBULANCE FEES-UNITED	36,006	30,000	35,000	35,000	35,000
10039102	346100	REGISTRATION AND ADOPTION	30,203	33,252	35,000	35,000	35,000
10039102	346103	RESTITUTION-ANIMAL CONTROL	1,740	1,500	1,500	1,500	1,500
10041012	341386	DEVELOPMENT FEES - TRANSPORT.	-	-	22,000	22,000	22,000
10042002	341388	DEVELOPMENT FEES - ROADS	-	-	12,500	12,500	12,500
10043202	341702	INDIRECT COST ALLOCATIONS - PW	17,341	17,341	17,341	17,341	17,341
10044012	341702	INDIRECT COST ALLOCATIONS - PW	40,352	40,352	40,352	40,352	40,352
10061002	347000	RECREATION FEES	148,406	145,000	158,000	158,000	158,000
10061002	347900	RENTAL OF RECREATION FACIL	67,891	46,000	75,000	75,000	75,000
10061002	347901	RECREATION-CONCESSION SALE	-	750	4,000	4,000	4,000
10071011	344150	SOLID WASTE TIPPING FEES	1,181,454	1,183,840	1,193,406	1,193,406	1,193,406
10071011	344160	SOLID WASTE RECYCLING FEES	1,140	-	500	500	500
TOTAL CHARGES FOR SERVICES			6,810,357	4,805,454	5,209,500	5,209,500	5,209,500

GENERAL FUND REVENUES

100

FINES & FORFEITURES

Account Number	Account Description	FY2021 Actual	FY2022 Original Budget	FY2023 Department's Requested Budget	FY2023 Manager's Recommended Budget	FY2023 Commission Approved Budget
10015451 351140	LATE TAG PENALTY	21,562	45,000	20,000	20,000	20,000
10021801 351110	FINES&FORFEIT-SUPERIOR CT	199,610	226,620	210,000	210,000	210,000
10021801 351164	PRETRIAL DIVERSION	21,387	20,000	20,000	20,000	20,000
10022001 351164	PRETRIAL DIVERSION - DA	427	200	200	200	200
10022001 351165	CRIME VICTIMS ASST FUND-DA	32,033	40,000	32,000	32,000	32,000
10023001 351171	COURT FINES - STATE COURT	79,821	250,000	584,065	584,065	584,065
10024001 351130	FINES & FORFEIT-MAGISTRATE	14,570	24,387	20,000	20,000	20,000
10024001 351164	PRETRIAL DIVERSION	14,420	18,617	5,793	5,793	5,793
10024501 351150	FINES & FORFEIT-PROBATE	275,061	400,000	77,012	77,012	77,012
10026001 351160	FINES & FORFEIT-JUVENILE JUDGE	3,247	2,000	2,000	2,000	2,000
TOTAL FINES & FORFEITURES		662,137	1,026,824	971,070	971,070	971,070

INTEREST INCOME

Account Number	Account Description	FY2021 Actual	FY2022 Original Budget	FY2023 Department's Requested Budget	FY2023 Manager's Recommended Budget	FY2023 Commission Approved Budget
10000001 361000	INTEREST REVENUES	1,690	1,500	800	800	800
10000001 361002	GA FUND 1 INTEREST REVENUE	10,992	12,000	12,000	12,000	12,000
10000001 361003	INVESTMENT ACCT CS&B INTEREST	5,293	5,000	2,000	2,000	2,000
10021801 361000	INTEREST REVENUES	452	200	300	300	300
10023001 361000	INTEREST REVENUES	5	-	30	30	30
10024501 361000	INTEREST REVENUES	14	50	50	50	50
TOTAL INTEREST INCOME		18,447	18,750	15,180	15,180	15,180

MISCELLANEOUS

Account Number	Account Description	FY2021 Actual	FY2022 Original Budget	FY2023 Department's Requested Budget	FY2023 Manager's Recommended Budget	FY2023 Commission Approved Budget
10000001 383000	REIMB FOR DAMAGED PROPERTY	-	1,000	500	500	500
10000001 383002	REIM FOR DAMAGED PROP-VEHICLES	-	-	600	600	600
10000001 389004	MISCELLANEOUS REVENUE	6,096	10,000	10,000	10,000	10,000
10000001 389005	MISC. REV. - SALE OF NON-CAPITAL	-	500	500	500	500
10000001 389008	MISC. REV. - PERSCRIPT. REBATE	236,598	50,000	216,970	216,970	216,970
10000001 389009	MISC REV - CHILD SUPPORT FEES	720	1,000	500	500	500
10000001 389010	JURY PAY	-	100	-	-	-
10000001 389015	CREDIT CARD FEES	364	400	500	500	500
10000001 389021	VEG. CLEARING SVC- HWY 82 LAND	2,500	-	-	-	-
10000001 389023	EVERMOOR RENTAL - HWY 82 BLDG	2,400	2,400	2,400	2,400	2,400
10000001 389024	LEFTOVER PETS RENTAL	1,000	3,000	3,000	3,000	3,000
10000001 389026	MISC REVENUE-JACKSON EMC	12,117	10,000	10,000	10,000	10,000
10000001 389028	E.R. SNELL RENTAL FEE	16,800	16,800	16,800	16,800	16,800
10000001 389031	CATSNIP SPAY/NEUTER SVCS OF GA	1,500	-	700	700	700
10015451 389004	MISCELLANEOUS REVENUE	-	-	-	-	-
10015501 389004	MISCELLANEOUS REVENUE	-	500	500	500	500
10015561 389027	AMPHITHEATER RENTAL FEE	500	500	5,000	5,000	5,000
10033001 389002	MISC. REV. - SALE OF GUNS	-	1,000	5,000	5,000	5,000
10033001 389004	GENERAL REVENUES	-	100	100	100	100
10036001 389004	MISCELLANEOUS REVENUE	1,062	1,000	1,000	1,000	1,000
10036002 389015	CREDIT CARD FEES	-	50	50	50	50
10039101 371004	DONATIONS-ANIMAL CONTROL	9,008	8,000	8,000	8,000	8,000
10039101 371012	DONATIONS-ANIMAL CONT IMPROVEM	15	50	50	50	50
10054041 371010	DONATIONS - SENIOR CENTER	5,691	8,000	5,000	5,000	5,000
TOTAL MISCELLANEOUS		296,370	114,400	287,170	287,170	287,170

GENERAL FUND REVENUES

100

USE OF RESERVES

Account Number			Account Description	FY2021 Actual	FY2022 Original Budget	FY2023 Department's Requested Budget	FY2023 Manager's Recommended Budget	FY2023 Commission Approved Budget
10000001	392106		VEHICLE REPLACEMENT FUND	-	522,000	-	-	-
10000001	392108		COMMITTED FUND BALANCE	-	2,000,000	3,612,500	2,150,822	2,150,822
TOTAL USE OF RESREVES				-	2,522,000	3,612,500	2,150,822	2,150,822

OTHER FINANCING SOURCES

Account Number			Account Description	FY2021 Actual	FY2022 Original Budget	FY2023 Department's Requested Budget	FY2023 Manager's Recommended Budget	FY2023 Commission Approved Budget
10000001	392100		SALE OF FIXED ASSETS	-	5,000	1,000	1,000	1,000
10000001	392105		SALE OF FIXED ASSETS-VEHICLES	230,785	100,000	50,000	50,000	50,000
10000001	391227		TF IN - PLANN - PLANTING TREES	-	-	21,600	21,600	21,600
TOTAL OTHER FINANCING SOURCES				230,785	105,000	72,600	72,600	72,600

TOTAL GENERAL FUND REVENUES

Account Number			Account Description	FY2021 Actual	FY2022 Original Budget	FY2023 Department's Requested Budget	FY2023 Manager's Recommended Budget	FY2023 Commission Approved Budget
TOTAL GENERAL FUND REVENUES				50,890,737	47,385,640	54,164,893	52,765,715	52,765,715

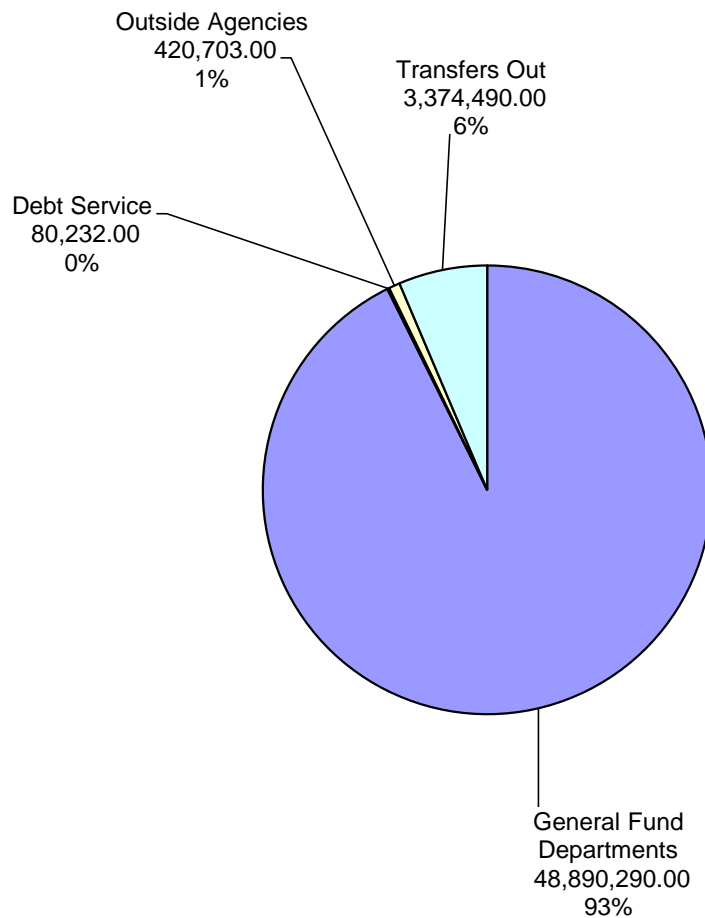
GENERAL FUND EXPENDITURES

100

SUMMARY OF EXPENDITURES

Account Description	FY2021 Actual	FY2022 Original Budget	FY2023 Manager's Recommended Budget	FY2023 Commission Approved Budget	% Change From FY 2022-23 Budget
General Fund Departments	38,072,335	43,643,403	48,890,290	48,890,290.00	12.02%
Debt Service	80,232	80,232	80,232	80,232.00	0.00%
Outside Agencies	370,684	393,782	420,703	420,703.00	6.84%
Transfers Out	2,575,942	3,268,223	3,374,490	3,374,490.00	3.25%
TOTAL GENERAL FUND EXPENDITURES	41,099,193	47,385,640	52,765,715	52,765,715.00	11.35%

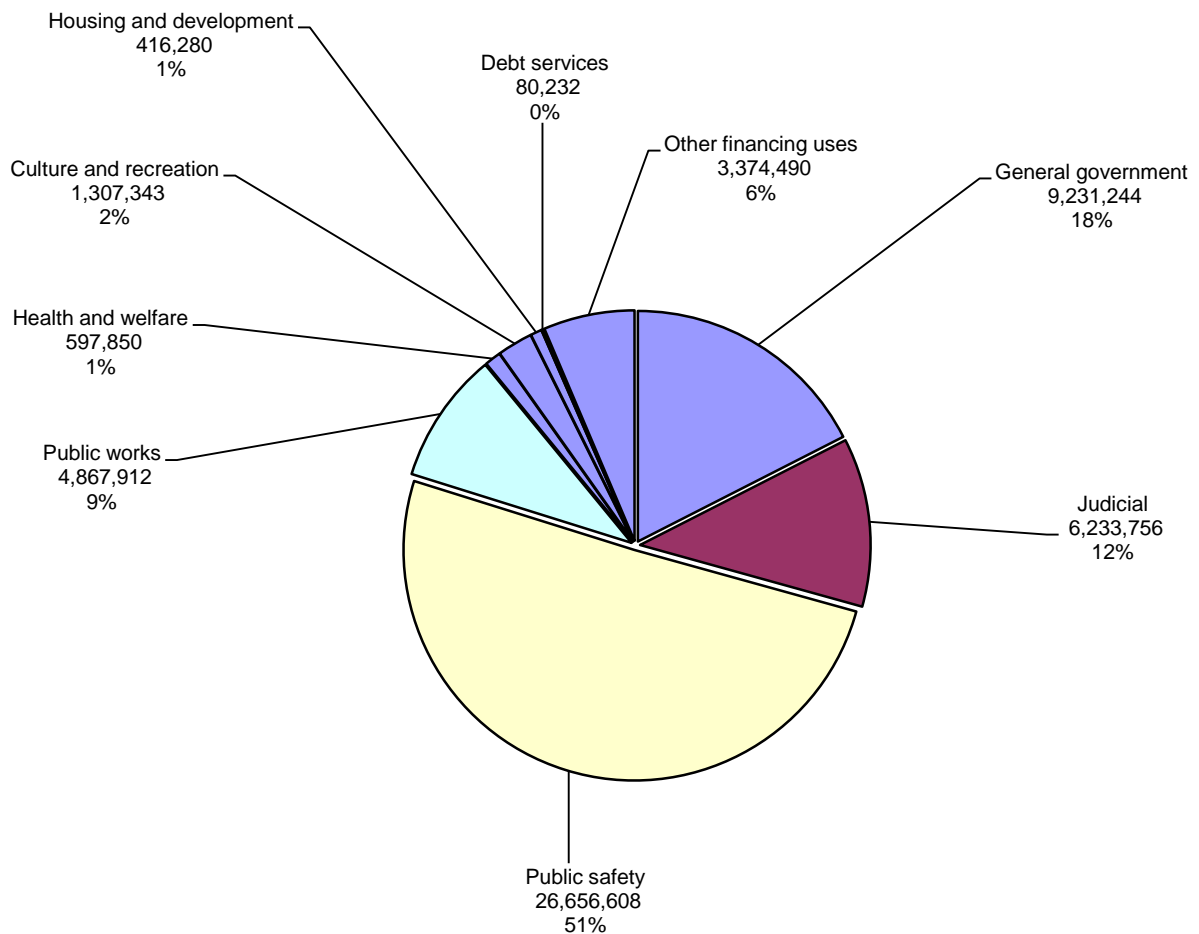
FY2023 Annual Budget



SUMMARY OF EXPENDITURES BY FUNCTION

Account Description	FY2021 Actual	FY2022 Original Budget	FY2023 Manager's Recommended Budget	FY2023 Commission Approved Budget	% Change From FY 2022-23 Budget
General government	6,965,001	9,283,839	9,231,244	9,231,244	-0.57%
Judicial	4,708,502	5,375,547	6,233,756	6,233,756	15.97%
Public safety	22,685,104	23,184,844	26,656,608	26,656,608	14.97%
Public works	2,541,702	4,304,204	4,867,912	4,867,912	13.10%
Health and welfare	349,476	461,110	597,850	597,850	29.65%
Culture and recreation	972,550	1,094,484	1,307,343	1,307,343	19.45%
Housing and development	220,685	333,157	416,280	416,280	24.95%
Debt services	80,232	80,232	80,232	80,232	0.00%
Other financing uses	2,575,942	3,268,223	3,374,490	3,374,490	3.25%
TOTAL GF EXPENDITURES	41,099,193	47,385,640	52,765,715	52,765,715	11.35%

FY2023 Annual Budget



GENERAL FUND EXPENDITURES

100

GENERAL FUND DEPARTMENTS

Dept Number	Account Description	FY2021 Actual	FY2022 Original Budget	FY2023 Manager's Recommended Budget	FY2023 Commission Approved Budget	% Change From FY 2022-23 Budget
1110	Board of County Commissioners	347,303	398,664	486,684	486,684	22.08%
1120	Board of Equalization	1,805	7,912	12,898	12,898	63.02%
1130	Clerk of Commission	120,901	190,939	199,648	199,648	4.56%
1315	County Manager	281,982	377,726	278,310	278,310	-26.32%
1320	Operations Manager	-	-	149,892	149,892	0.00%
1400	Elections	297,112	300,902	424,127	424,127	40.95%
1510	Finance	787,374	872,773	983,815	983,815	12.72%
1535	Information Technology	404,793	460,707	447,564	447,564	-2.85%
1540	Human Resources	333,743	377,371	421,432	421,432	11.68%
1545	Tax Commissioner	790,608	826,765	945,166	945,166	14.32%
1550	Tax Assessor	773,192	1,036,113	976,640	976,640	-5.74%
1556	Non-Departmental	1,266,358	2,620,893	1,634,403	1,634,403	-37.64%
1565	Buildings & Grounds	1,482,942	1,737,975	2,190,665	2,190,665	26.05%
2150	Superior Court	546,409	635,778	680,002	680,002	6.96%
2151	Drug Court	49,476	55,392	116,656	116,656	110.60%
2180	Clerk of Superior Court	1,007,558	1,078,621	1,326,217	1,326,217	22.95%
2200	District Attorney	994,665	1,119,082	1,395,164	1,395,164	24.67%
2300	State Court	107,032	200,874	192,086	192,086	100.00%
2305	Solicitor General	157,229	278,431	364,153	364,153	100.00%
2400	Magistrate Court	462,184	550,826	574,981	574,981	4.39%
2450	Probate Court	421,393	438,750	474,454	474,454	8.14%
2600	Juvenile Court	444,663	408,561	449,561	449,561	10.04%
2800	Public Defender	517,893	609,232	660,482	660,482	8.41%
3300	Sheriff's Office	10,350,727	11,187,219	12,812,872	12,812,872	14.53%
3326	Detention Center	7,237,342	8,112,744	9,134,901	9,134,901	12.60%
3600	Emergency Services / EMS	4,057,456	2,605,037	3,184,371	3,184,371	22.24%
3700	Coroner	95,199	109,076	122,628	122,628	12.42%
3910	Animal Control	851,990	983,919	1,264,738	1,264,738	28.54%
3920	Emergency Management	92,391	186,849	137,098	137,098	-26.63%
4101	Transportation	479,269	734,275	907,692	907,692	23.62%
4200	Roads & Bridges	2,062,433	3,569,929	3,960,220	3,960,220	10.93%
5404	Senior Citizens Center	76,754	168,332	300,072	300,072	78.26%
6100	Parks, Recreation, & Leisure Services	972,550	1,094,484	1,307,343	1,307,343	19.45%
7101	Keep Barrow Beautiful	7,627	21,350	21,850	21,850	2.34%
7110	Cooperative Extension	75,318	79,997	144,700	144,700	80.88%
7515	Economic Development	116,665	205,905	206,805	206,805	0.44%
TOTAL GF DEPARTMENTS		38,072,335	43,643,403	48,890,290	48,890,290	12.02%

DEBT SERVICE

Dept Number	Account Description	FY2021 Actual	FY2022 Original Budget	FY2023 Manager's Recommended Budget	FY2023 Commission Approved Budget	% Change From FY 2022-23 Budget
8000	Debt Service	80,232	80,232	80,232	80,232	0.00%
TOTAL DEBT SERVICE		80,232	80,232	80,232	80,232	0.00%

GENERAL FUND EXPENDITURES

100

OUTSIDE AGENCIES

Dept Number	Account Description	FY2021 Actual	FY2022 Original Budget	FY2023 Manager's Recommended Budget	FY2023 Commission Approved Budget	% Change From FY 2022-23 Budget
1595	NEGA Regional Commission	76,887	75,099	80,000	80,000	6.53%
5101	Health Department	202,778	202,778	202,778	202,778	0.00%
5102	Advantage Behavioral CSB	4,154	14,500	14,500	14,500	0.00%
5401	DFACS	47,790	50,000	55,000	55,000	10.00%
5405	Custom Industry - MR SVS Center	3,000	10,500	10,500	10,500	0.00%
5410	Adult Literacy Barrow	15,000	15,000	15,000	15,000	0.00%
7130	GA Soil & Water Conservation Commision	-	4,000	4,000	4,000	0.00%
7131	Barrow County Farmers Market	-	-	15,000	15,000	100.00%
7140	Georgia Forestry Commission	4,575	4,575	4,575	4,575	0.00%
7520	BC Chamber of Commerce	16,500	17,330	19,350	19,350	11.66%
	TOTAL OUTSIDE AGENCIES	370,684	393,782	420,703	420,703	6.84%

TRANSFERS OUT

Fund Number	Account Description	FY2021 Actual	FY2022 Original Budget	FY2023 Manager's Recommended Budget	FY2023 Commission Approved Budget	% Change From FY 2022-23 Budget
305	General Capital Project Fund	2,069,416	558,626	966,500	966,500	73.01%
305	General Capital Project Fund - Reserve	-	2,000,000	2,088,322	2,088,322	4.42%
305	Capital Project Fund-Motor Vehicle Reserve	363,000	522,000	-	-	-100.00%
215	E-911 Fund	-	187,597	319,668	319,668	70.40%
272	700 MHTZ Radio System Maintenance Fund	143,526	-	-	-	0.00%
	TOTAL TRANSFERS OUT	2,575,942	3,268,223	3,374,490	3,374,490	3.25%

TOTAL GENERAL FUND EXPENDITURES

Fund Number	Account Description	FY2021 Actual	FY2022 Original Budget	FY2023 Manager's Recommended Budget	FY2023 Commission Approved Budget	% Change From FY 2022-23 Budget
100	TOTAL GENERAL FUND EXPENDITURES	41,099,193	47,385,640	52,765,715	52,765,715	11.35%



BARROW COUNTY
Georgia



BARROW COUNTY
Georgia

**GENERAL FUND
DEPARTMENTAL BUDGETS
AND OUTSIDE AGENCIES**

DEPARTMENT PROFILE

The Board of County Commissioners is composed of seven part-time members. The chairman is elected county-wide and the other six commissioners are elected through district elections for four year staggered terms. The Board, as the county's governing authority, is responsible for establishing policy for county operations, enacting ordinances and resolutions to promote the county's health, safety, and welfare, and approving the annual budget and millage rate which funds the operations of the constitutional officers as well as the departments under the Board's jurisdiction. The county operates under a county manager form of government and appoints a county manager to supervise, direct, and control the day-to-day activities and business operations of the county government.

STAFFING PLAN

Position Title	FY 2021	FY 2022	FY 2023
Part Time:			
County Chairman (Elected)	1	1	1
County Commissioner (Elected)	6	6	6
TOTAL POSITIONS	7	7	7

FY2023 BUDGET HIGHLIGHTS

- Communications - \$500 for MIFI Monthly fee (Verizon)
- Advertising - \$3,500 for annual Peach State Publication Chamber Guide
- Travel- \$10,000
 - Increased by \$1,500 for additional newly elected officials.
- Dues and Fees - \$32,500:
 - \$9,453 for ACCG dues; \$11,678 for Agenda software annual fee;
 - \$750 for Oconee River RC&D Council fees; \$97 for various chamber events.
 - \$2,000 for NACo Annual fee.
 - \$5,300 for one time fee for upgrading the agenda software.
 - \$2,400 for additional software upgrade for e-comments for citizen sign-ups
 - \$1,500 for Granicus ClearCaster Software for timestamp video capability
- General Supplies & Materials - \$5,700:
 - \$5,000 for Courthouse holiday decorations.
- Benovolent - \$2,000.
- Small Equipment - \$10,500:
 - \$8,000 for upgrading TVs for the Boardroom

BOARD OF COUNTY COMMISSIONERS

1110

Account Number	Account Description	FY2021 Actual	FY2022 Original Budget	FY2023 Department's Requested Budget	FY2023 Manager's Recommended Budget	FY2023 Commission Approved Budget
----------------	---------------------	---------------	------------------------	--------------------------------------	-------------------------------------	-----------------------------------

PERSONNEL COSTS

1001110	511000	SALARIES & WAGES	94,227	91,418	90,730	90,730	90,730
1001110	512100	GROUP INSURANCE	42,019	78,052	138,252	138,252	138,252
1001110	512200	FICA	5,350	5,668	5,626	5,626	5,626
1001110	512300	MEDICARE	1,251	1,326	1,316	1,316	1,316
1001110	512400	RETIREMENT CONTRIBUTIONS	9,912	9,100	7,960	7,960	7,960
TOTAL PERSONNEL COSTS			152,759	185,564	243,884	243,884	243,884

CONTRACTED SERVICES

1001110	521200	PROFESSIONAL SERVICES	14,601	30,000	30,000	30,000	30,000
1001110	521210	PROF SVCS-COUNTY ATTORNEY	60,639	45,000	45,000	45,000	45,000
1001110	521214	SDS LEGAL EXPENSES	73,507	75,000	75,000	75,000	75,000
1001110	521400	TV RECORDING	18,812	15,000	15,000	15,000	15,000
1001110	523200	COMMUNICATIONS	456	500	500	500	500
1001110	523201	POSTAGE	68	200	200	200	200
1001110	523300	ADVERTISING	-	3,500	3,500	3,500	3,500
1001110	523400	PRINTING AND BINDING	-	300	300	300	300
1001110	523500	TRAVEL	766	8,500	10,000	10,000	10,000
1001110	523600	DUES AND FEES	22,212	23,300	32,500	32,500	32,500
1001110	523700	EDUCATION AND TRAINING	2,794	8,000	10,000	10,000	10,000
TOTAL CONTRACTED SERVICES			193,855	209,300	222,000	222,000	222,000

SUPPLIES

1001110	531100	GENERAL SUPPLIES & MATERIALS	182	700	5,700	5,700	5,700
1001110	531300	FOOD & BEVERAGES	507	600	2,600	2,600	2,600
1001110	531305	BENOVOLENT	-	-	2,000	2,000	2,000
1001110	531600	SMALL EQUIPMENT	-	2,500	10,500	10,500	10,500
TOTAL SUPPLIES			690	3,800	20,800	20,800	20,800

TOTAL BOARD OF COUNTY COMMISSIONERS			347,303	398,664	486,684	486,684	486,684
--	--	--	----------------	----------------	----------------	----------------	----------------

DEPARTMENT PROFILE

This six-member board (three members and three alternates) is appointed by the Grand Jury for three year terms. The Clerk of Superior Court serves as the tax appeal administrator.

The Clerk of Superior Court also provides oversight, facilities and administrative assistance to this board. The Board of Equalization hears taxpayer appeals from assessments made by the Board of Tax Assessors and can take necessary action to obtain uniformity. Board of Equalization decisions may be appealed to Superior Court.

STAFFING PLAN

Position Title	FY 2021	FY 2022	FY 2023
Per Meeting:			
Board of Equalization Member	3	3	3
Board of Equalization Alternate	3	3	3
TOTAL POSITIONS	6	6	6

FY2023 BUDGET HIGHLIGHTS

- Salary and wages - \$6,630
 - Increased by \$2,000 for the Tax Appeal Administrator Supplement.

BOARD OF EQUALIZATION

1120

Account Number	Account Description	FY2021 Actual	FY2022 Original Budget	FY2023 Department's Requested Budget	FY2023 Manager's Recommended Budget	FY2023 Commission Approved Budget
----------------	---------------------	---------------	------------------------	--------------------------------------	-------------------------------------	-----------------------------------

PERSONNEL COSTS

1001120	511000		SALARIES & WAGES	960	2,000	6,630	6,630	6,630
1001120	512200		FICA	67	124	412	412	412
1001120	512300		MEDICARE	16	29	97	97	97
TOTAL PERSONNEL COSTS				1,043	2,153	7,139	7,139	7,139

CONTRACTED SERVICES

1001120	523201		POSTAGE	155	1,200	1,200	1,200	1,200
1001120	523500		TRAVEL	-	2,500	2,500	2,500	2,500
1001120	523503		HEARING OFFICER EXPENSES	250	500	500	500	500
1001120	523700		EDUCATION AND TRAINING	357	1,359	1,359	1,359	1,359
TOTAL CONTRACTED SERVICES				762	5,559	5,559	5,559	5,559

SUPPLIES

1001120	531100		GENERAL SUPPLIES & MATERIALS	-	200	200	200	200
TOTAL SUPPLIES				-	200	200	200	200

TOTAL BOARD OF EQUALIZATION				1,805	7,912	12,898	12,898	12,898
------------------------------------	--	--	--	--------------	--------------	---------------	---------------	---------------

DEPARTMENT PROFILE

The County Clerk, recommended by the County Manager and appointed by the Board of County Commissioners, serves as Executive Assistant to the Board of County Commissioners and the County Manager. This position prepares the commission agendas and meeting minutes, notifies the media of all Board meetings, records all Board meetings, maintains county records such as contracts, responds to open record requests, supervises the Historic Courthouse's front desk clerk, and other duties as assigned.

The County Clerk also serves as the staff contact for the Board of Ethics. This five member board is responsible for receiving, hearing, investigating complaints, and taking appropriate action regarding possible violations of ethical standards by county employees and elected officials in accordance with the county's ethics ordinance. Violations include but are not limited to conflicts of interest, various disclosures, withholding information, unauthorized use of public property, improper political activity, timely payment of taxes, and improper acceptance of gifts.

The County Clerk also serves as the Barrow County Keep Barrow Beautiful (KBB) Director. KBB is a local affiliate of the Keep Georgia Beautiful and Keep America Beautiful. The program promotes environmental awareness and education through litter prevention, waste reduction, and beautification programs. KBB conducts annual recycling programs and other events. As the director, the County Clerk serves as the staff contact for the KBB Board and coordinates events for the program.

STAFFING PLAN

Position Title	FY 2021	FY 2022	FY 2023
Full Time:			
Clerk of Commission	1	1	1
Administrative Assistant	1	1	1
TOTAL POSITIONS	2	2	2

FY2023 BUDGET HIGHLIGHTS

- Supplemental Pay - \$2,400 - stipend for the deputy clerk
- Professional Services - \$18,000:
 - \$6,600 for Just FOIA Software; \$7,138 for MCCI; \$9,000 for Granicus Boards and Authorities
- Travel - \$4,000:
 - \$1,000 increase for the deputy clerk
- Dues and Fees- \$2,000:
 - \$250 for IIMC and \$25 for GCCA.
- Education and Training - \$4,000
 - \$1,000 increase for the deputy clerk

CLERK OF COMMISSION

1130

Account Number	Account Description	FY2021 Actual	FY2022 Original Budget	FY2023 Department's Requested Budget	FY2023 Manager's Recommended Budget	FY2023 Commission Approved Budget
----------------	---------------------	---------------	------------------------	--------------------------------------	-------------------------------------	-----------------------------------

PERSONNEL COSTS

1001130	511000		SALARIES & WAGES	66,725	107,180	139,056	139,056	139,056
1001130	511315		SUPPLEMENTAL PAY	-	-	2,400	2,400	2,400
1001130	512100		GROUP INSURANCE	23,956	43,192	13,023	13,023	13,023
1001130	512200		FICA	3,935	6,645	8,771	8,771	8,771
1001130	512300		MEDICARE	920	1,554	2,052	2,052	2,052
1001130	512400		RETIREMENT CONTRIBUTIONS	3,789	4,168	3,646	3,646	3,646
TOTAL PERSONNEL COSTS				99,324	162,739	168,948	168,948	168,948

CONTRACTED SERVICES

1001130	521200		PROFESSIONAL SERVICES	16,138	18,000	18,000	18,000	18,000
1001130	521210		PROF SVCS-COUNTY ATTORNEY	-	100	100	100	100
1001130	523201		POSTAGE	34	50	50	50	50
1001130	523400		PRINTING AND BINDING	-	50	50	50	50
1001130	523500		TRAVEL	-	3,000	4,000	4,000	4,000
1001130	523600		DUES AND FEES	513	2,000	2,000	2,000	2,000
1001130	523700		EDUCATION AND TRAINING	3,500	3,000	4,000	4,000	4,000
TOTAL CONTRACTED SERVICES				20,185	26,200	28,200	28,200	28,200

SUPPLIES

1001130	531100		GENERAL SUPPLIES & MATERIALS	1,392	2,000	2,500	2,500	2,500
TOTAL SUPPLIES				1,392	2,000	2,500	2,500	2,500

TOTAL CLERK OF COMMISSION				120,901	190,939	199,648	199,648	199,648
----------------------------------	--	--	--	----------------	----------------	----------------	----------------	----------------

DEPARTMENT PROFILE

The County Manager is appointed by and directly responsible to the Board of County Commissioners. This position supervises, directs, and controls the daily activities and business operations of the county government, supervises nine departments, and coordinates the activities among those departments, constitutional officers, and outside agencies. The County Manager implements and enforces Board policies, serves as the recommending authority to hire and fire all department directors under the Board's jurisdiction by official Board action, prepares commission agendas, develops the annual budget, prepares strategic plans, and responds to citizen complaints that cannot be resolved by department directors. This position also informs the Board of the county's financial condition and attends all county commission meetings.

STAFFING PLAN

Position Title	FY 2021	FY 2022	FY 2023
Full Time:			
County Manager	1	1	1
TOTAL POSITIONS	1	1	1

FY2023 BUDGET HIGHLIGHTS

- Supplemental Pay - \$3,600 - for someone to get the web site and social media up and going and also to keep the social media and website active.
- Professional Services - Attorney - \$9,000.
- Repairs and Maintenance - \$25,000 - for Envisio Solutions Inc.
- Dues and Fees - \$7,250.
- General Supplies - \$8,250.
\$7,500 - for annual meeting and service awards.

COUNTY MANAGER

1315

Account Number	Account Description	FY2021 Actual	FY2022 Original Budget	FY2023 Department's Requested Budget	FY2023 Manager's Recommended Budget	FY2023 Commission Approved Budget
----------------	---------------------	---------------	------------------------	--------------------------------------	-------------------------------------	-----------------------------------

PERSONNEL COSTS

1001315	511000		SALARIES & WAGES	199,895	256,200	155,700	155,700	155,700
1001315	511300		SALARIES - OVERTIME	11	-	-	-	-
1001315	511310		AUTOMOBILE ALLOWANCE	7,975	7,200	7,200	7,200	7,200
1001315	511315		SUPPLEMENTAL PAY	-	-	3,600	3,600	3,600
1001315	512100		GROUP INSURANCE	22,342	21,604	-	-	-
1001315	512200		FICA	11,147	16,331	10,323	10,323	10,323
1001315	512300		MEDICARE	3,048	3,819	2,415	2,415	2,415
1001315	512440		401A EXPENSE	-	28,083	28,083	28,083	28,083
TOTAL PERSONNEL COSTS				244,418	333,237	207,321	207,321	207,321

CONTRACTED SERVICES

1001315	521200		PROFESSIONAL SERVICES	99	4,500	4,500	4,500	4,500
1001315	521210		PROF SVCS-COUNTY ATTORNEY	722	9,000	9,000	9,000	9,000
1001315	521215		PROF SVCS-LEGAL	778	-	-	-	-
1001315	522200		REPAIRS AND MAINTENANCE	24,800	-	25,000	25,000	25,000
1001315	523200		COMMUNICATIONS	456	2,800	2,800	2,800	2,800
1001315	523201		POSTAGE	38	175	175	175	175
1001315	523300		ADVERTISING	60	100	100	100	100
1001315	523400		PRINTING AND BINDING	1,981	2,700	2,700	2,700	2,700
1001315	523450		COPIER CHARGES	4,313	5,664	5,664	5,664	5,664
1001315	523500		TRAVEL	54	2,000	500	2,500	2,500
1001315	523600		DUES AND FEES	2,178	7,250	7,250	7,250	7,250
1001315	523700		EDUCATION AND TRAINING	387	1,800	1,000	2,800	2,800
TOTAL CONTRACTED SERVICES				35,866	35,989	58,689	62,489	62,489

SUPPLIES

1001315	531100		GENERAL SUPPLIES & MATERIALS	1,698	8,250	8,250	8,250	8,250
1001315	531600		SMALL EQUIPMENT	-	250	250	250	250
TOTAL SUPPLIES				1,698	8,500	8,500	8,500	8,500

TOTAL COUNTY MANAGER				281,982	377,726	274,510	278,310	278,310
-----------------------------	--	--	--	----------------	----------------	----------------	----------------	----------------

DEPARTMENT PROFILE

The Operations Manager assist the County Manager in carrying out the operations of the County and overseeing functional departments in area of assignment. Directs and participates in the analysis of management information. Responsible for implementing strategies, managing economic development based County initiatives, land use planning, community development and recreation, performs administrative oversight, administers budgets and budget analysis, resolves problems within the County and with citizens, researches issues and writes reports for the County Manager and the Board of commissioners, and directs the employee evaluation program.

STAFFING PLAN

Position Title	FY 2021	FY 2022	FY 2023
Full Time:			
Operations Manager	-	1	1
TOTAL POSITIONS	-	1	1

FY2023 BUDGET HIGHLIGHTS

- This is a new department.
- Total budget is \$149,892.

OPERATIONS MANAGER

1320

Account Number	Account Description	FY2021 Actual	FY2022 Original Budget	FY2023 Department's Requested Budget	FY2023 Manager's Recommended Budget	FY2023 Commission Approved Budget
----------------	---------------------	---------------	------------------------	--------------------------------------	-------------------------------------	-----------------------------------

PERSONNEL COSTS

1001320	511000	SALARIES & WAGES	-	-	99,050	99,050	99,050
1001320	511310	AUTOMOBILE ALLOWANCE	-	-	7,200	7,200	7,200
1001320	512100	GROUP INSURANCE	-	-	13,023	13,023	13,023
1001320	512200	FICA	-	-	6,588	6,588	6,588
1001320	512300	MEDICARE	-	-	1,541	1,541	1,541
1001320	512440	401A EXPENSE	-	-	13,490	13,490	13,490
TOTAL PERSONNEL COSTS			-	-	140,892	140,892	140,892

CONTRACTED SERVICES

1001320	521210	PROF SVCS-COUNTY ATTORNEY	-	-	3,000	3,000	3,000
1001320	523500	TRAVEL	-	-	2,000	2,000	2,000
1001320	523600	DUES AND FEES	-	-	1,000	1,000	1,000
1001320	523700	EDUCATION AND TRAINING	-	-	2,000	2,000	2,000
TOTAL CONTRACTED SERVICES			-	-	8,000	8,000	8,000

SUPPLIES

1001320	531100	GENERAL SUPPLIES & MATERIALS	-	-	800	800	800
1001320	531600	SMALL EQUIPMENT	-	-	200	200	200
TOTAL SUPPLIES			-	-	1,000	1,000	1,000

TOTAL OPERATIONS MANAGER			-	-	149,892	149,892	149,892
---------------------------------	--	--	---	---	----------------	----------------	----------------

DEPARTMENT PROFILE

The Board of Elections & Voter Registration consists of five appointed members. One member is appointed by the Chief Judge of the Superior Court, two members are appointed by the Republican Party, and two members are appointed by the Democratic Party, all are four year terms. A Director of Elections and Voter Registration recommended by the County Manager and appointed by the Board of County Commissioners, oversee the day-to-day operations of the department. This office is responsible for conducting county elections, registration of voters, maintaining the list of registered voters, issuing absentee ballots, disseminating information to the public and keeping abreast of all state laws pertaining to elections and voter registration. The Director acts as the ethics filing officer for all local elected officials. In addition, this office also conducts city elections for Auburn, Bethlehem, Carl, Statham and Winder on a contractual basis whereby each city pays for the cost of their city elections. For FY2023, two major elections are scheduled to occur; November 8, 2022 General Election and December 6, 2023 General Runoff.

STAFFING PLAN

Position Title	FY 2021	FY 2022	FY 2023
Full Time:			
Elections Director	1	1	1
Elections Assistant & Voter Registrant	1	1	1
Elections Coordinator	-	1	1
Part Time:			
Poll Workers (Part Time, as needed)	5	5	5
Per Meeting:			
Board Members (Part Time)	5	5	5
TOTAL POSITIONS	12	13	13

FY2023 BUDGET HIGHLIGHTS

- Salary & Wages - Part-Time - \$110,000
 - Has gone up by \$42,000 due to More Election Day Workers and Increase in Pay as voted by the BOE
- Printing and Binding - \$30,000:
 - Has gone up by \$18,000 - to pay Fort Orange Press that prints Absentee Ballots
- General Supplies & Materials - \$22,500.
 - Has gone up by \$24,500 due to the new laws that requires lockable storage for security paper

ELECTIONS

1400

Account Number	Account Description	FY2021 Actual	FY2022 Original Budget	FY2023 Department's Requested Budget	FY2023 Manager's Recommended Budget	FY2023 Commission Approved Budget
----------------	---------------------	---------------	------------------------	--------------------------------------	-------------------------------------	-----------------------------------

PERSONNEL COSTS

1001400	511000	SALARIES & WAGES	82,549	124,131	144,409	144,409	144,409
1001400	511003	SALARIES & WAGES PART TIME	95,399	68,000	110,000	110,000	110,000
1001400	511300	SALARIES - OVERTIME	9,610	6,000	9,000	9,000	9,000
1001400	512100	GROUP INSURANCE	3,592	1,411	13,023	13,023	13,023
1001400	512200	FICA	9,657	12,284	16,332	16,332	16,332
1001400	512300	MEDICARE	2,259	2,873	3,820	3,820	3,820
1001400	512400	RETIREMENT CONTRIBUTIONS	10,750	11,825	10,343	10,343	10,343
1001400	512440	401A EXPENSE	-	600	600	600	600
TOTAL PERSONNEL COSTS			213,816	227,124	307,527	307,527	307,527

CONTRACTED SERVICES

1001400	521200	PROFESSIONAL SERVICES	5,957	6,568	12,100	12,100	12,100
1001400	521210	PROF SVCS-COUNTY ATTORNEY	1,831	2,000	10,000	10,000	10,000
1001400	522200	REPAIRS AND MAINTENANCE	-	2,000	2,000	2,000	2,000
1001400	522310	RENTALS	2,695	2,000	4,000	4,000	4,000
1001400	523200	COMMUNICATIONS	1,417	580	1,800	1,800	1,800
1001400	523201	POSTAGE	12,062	12,500	12,500	12,500	12,500
1001400	523300	ADVERTISING	1,120	3,000	5,000	5,000	5,000
1001400	523400	PRINTING AND BINDING	19,822	12,000	30,000	30,000	30,000
1001400	523450	COPIER CHARGES	2,498	2,650	3,000	3,000	3,000
1001400	523500	TRAVEL	664	2,500	2,500	2,500	2,500
1001400	523600	DUES AND FEES	-	100	200	200	200
1001400	523700	EDUCATION AND TRAINING	-	1,800	3,000	3,000	3,000
1001400	523850	CONTRACT LABOR	6,546	6,000	6,000	6,000	6,000
TOTAL CONTRACTED SERVICES			54,612	53,698	92,100	92,100	92,100

SUPPLIES

1001400	531100	GENERAL SUPPLIES & MATERIALS	22,514	12,500	22,500	22,500	22,500
1001400	531270	GASOLINE/DIESEL	123	500	500	500	500
1001400	531600	SMALL EQUIPMENT	6,048	7,080	1,500	1,500	1,500
TOTAL SUPPLIES			28,684	20,080	24,500	24,500	24,500

TOTAL ELECTIONS			297,112	300,902	424,127	424,127	424,127
------------------------	--	--	----------------	----------------	----------------	----------------	----------------

DEPARTMENT PROFILE

The Finance Department is responsible for the total accounting, finance, and payroll functions of the county including processing and recording account receivables and account payables, preparing and monitoring the annual budget, coordinating the annual audit, maintaining and adjusting the general ledger, and maintaining all payroll documents and related required payroll reports. This department is also responsible for preparing the annual financial statements and notes to the financial statements, preparing all financial reports required by federal, state, and other regulatory agencies, ensuring compliance with all financial related legal requirements, maintaining fixed asset records, and billing for all EMS activities. The Finance Department is also responsible for all **purchasing functions**, such as processing requisitions, issuing and maintaining the purchase order and encumbrance system, ensuring adherence to county-issued contracts, developing specifications and soliciting for bids and proposals for various purchases in accordance with legal and economic requirements to ensure fair and open competition, and maintaining vendors relations. . In addition, this department is in charge of the information technology division that is managed by a private outsourced company.

STAFFING PLAN

Position Title	FY 2021	FY 2022	FY 2023
Full Time:			
Chief Financial Officer	1	1	1
Assistant Chief Financial Officer	-	-	1
Accountant/Budget Analyst	1	1	1
Accountant	1	1	1
Payroll Specialist	1	1	1
Accounts Payable Specialist	1	1	1
Buyer	1	1	1
Senior Buyer	1	1	1
TOTAL POSITIONS	7	7	8

FY2023 BUDGET HIGHLIGHTS

- Professional Services - \$68,500
 - Auditing - \$43,500
 - Single audit - \$15,000.
 - OPEB Reports - \$10,000.
- Repairs and Maintenance - \$94,664:
 - Munis Annual Fee - \$43,4778.
 - Kronos - \$49,200; Monthly payment = \$4,100.
- Advertising - \$2,309:
 - Annual SPLOST Ad = 546.
 - Property tax Ad - \$500.
 - Budget Ad = 150.
- Other Purchasing Services - \$14,000: - This is for credit card fees.

FINANCE

1510

Account Number	Account Description	FY2021 Actual	FY2022 Original Budget	FY2023 Department's Requested Budget	FY2023 Manager's Recommended Budget	FY2023 Commission Approved Budget
----------------	---------------------	---------------	------------------------	--------------------------------------	-------------------------------------	-----------------------------------

PERSONNEL COSTS

1001510	511000	SALARIES & WAGES	389,024	418,746	525,012	525,012	525,012
1001510	511300	SALARIES - OVERTIME	-	-	10,000	10,000	10,000
1001510	512100	GROUP INSURANCE	82,650	66,625	131,350	131,350	131,350
1001510	512200	FICA	23,980	25,962	33,171	33,171	33,171
1001510	512300	MEDICARE	5,608	6,072	7,758	7,758	7,758
1001510	512400	RETIREMENT CONTRIBUTIONS	46,984	62,585	54,741	54,741	54,741
1001510	512440	401A EXPENSE	-	6,000	6,000	6,000	6,000
TOTAL PERSONNEL COSTS			548,246	585,990	768,032	768,032	768,032

CONTRACTED SERVICES

1001510	521200	PROFESSIONAL SERVICES	47,282	58,500	68,500	68,500	68,500
1001510	521206	PROF SVCS-AMBULANCE FEES	84,605	85,000	-	-	-
1001510	521210	PROF SVCS-COUNTY ATTORNEY	1,550	6,500	6,500	6,500	6,500
1001510	522200	REPAIRS AND MAINTENANCE	73,071	94,664	94,664	94,664	94,664
1001510	523200	COMMUNICATIONS	-	500	500	500	500
1001510	523201	POSTAGE	2,464	3,000	3,000	3,000	3,000
1001510	523300	ADVERTISING	1,500	2,309	2,309	2,309	2,309
1001510	523400	PRINTING AND BINDING	-	300	300	300	300
1001510	523450	COPIER CHARGES	2,888	3,960	3,960	3,960	3,960
1001510	523500	TRAVEL	183	4,300	4,300	4,300	4,300
1001510	523600	DUES AND FEES	1,679	1,750	2,750	2,750	2,750
1001510	523700	EDUCATION AND TRAINING	528	8,000	8,000	8,000	8,000
1001510	523850	CONTRACT LABOR	3,081	-	-	-	-
1001510	523900	OTHER PURCHASED SERVICES	13,922	12,000	14,000	14,000	14,000
TOTAL CONTRACTED SERVICES			232,756	280,783	208,783	208,783	208,783

SUPPLIES

1001510	531100	GENERAL SUPPLIES & MATERIALS	6,373	5,809	6,809	6,809	6,809
1001510	531600	SMALL EQUIPMENT	-	191	191	191	191
TOTAL SUPPLIES			6,373	6,000	7,000	7,000	7,000

TOTAL FINANCE DEPARTMENT			787,374	872,773	983,815	983,815	983,815
---------------------------------	--	--	----------------	----------------	----------------	----------------	----------------

DEPARTMENT PROFILE

The County Attorney is a service that is outsourced to a private law firm that provides legal research, representations, and opinions to the Board of Commissioners, elected officials, county departments, and Board appointed commissions. The County Attorney prepares ordinances, contracts, and other legal documents, conducts property acquisitions and closings for property transactions, and responds to insurance carrier questions regarding legal claims against the county. In addition, the county attorney also represents the county commissioners, county officials, and employees in court proceedings, and attends county commission meetings as needed.

STAFFING PLAN

Position Title	FY 2021	FY 2022	FY 2023
Contract:			
County Attorney	1	1	1
TOTAL POSITIONS	1	1	1

FY2023 BUDGET HIGHLIGHTS

- Legal expenses have been budgeted in all the departments that use the services.
- Total budgeted amount for attorney fees is \$428,796
- Total for SDS Legal Fees - \$75,000 for expected mitigation/ligation expenses
(this is housed in the BOC Budget)

DIVISION PROFILE

The Information Technology Division, under the direction of the Chief Financial Officer, is managed by a private outsourced company. That company maintains the county's entire computer infrastructure and network of computers, printers, software, high speed internet connection, e-mail system, VOIP telephone system, voice-mail, and network security.

STAFFING PLAN

Position Title	FY 2021	FY 2022	FY 2023
Contract:			
IT Consultants (Tech Optics)	1	1	1
TOTAL POSITIONS	1	1	1

FY2023 BUDGET HIGHLIGHTS

- Professional Services - IT - \$139,780. The cost of providing IT services to the County went up by 5%.
- Repairs and Maintenance - \$95,125. This include the following annual renewals:

Veeam Enterprise	\$ 15,000.00	Antivirus / EDR Solution
iLand	21,000	Mitel Phone System Maintenance Agreement
Cady / Mitel	6,000	Firewall Maintenance / Software Subscription
GFI Archiver	1,000	Video Streaming for Board Meetings
Panda AV	150	Video Conferencing for Board Meetings
WatchGuard	14,700	Email Filtering and Mailboxes
Vimeo	10,000	Backup Software Subscription and Support
Office 365 Email	3,500	Web Filtering Appliance Subscription
Zoom Conference	9,750	Email Phishing filter / Employee Security Awareness Training and Testing
	6,000	Office 365 Licensing
Repairs	<u>14,025</u>	Unexpected Repairs
Total	<u>\$ 101,125.00</u>	
- Communications - \$191,088. These are payments for telephone services and internet services for all departments except Water & Sewer, Stormwater, Fire and E911. Service providers include: AT&T, Windstream, and Comcast.

INFORMATION TECHNOLOGY

1535

Account Number	Account Description	FY2021 Actual	FY2022 Original Budget	FY2023 Department's Requested Budget	FY2023 Manager's Recommended Budget	FY2023 Commission Approved Budget
----------------	---------------------	---------------	------------------------	--------------------------------------	-------------------------------------	-----------------------------------

CONTRACTED SERVICES

1001535	521200		PROFESSIONAL SERVICES	-	5,370	5,370	5,370	5,370
1001535	521201		PROFESSIONAL SERVICES- IT	126,784	133,124	139,781	139,781	139,781
1001535	522200		REPAIRS AND MAINTENANCE	59,756	95,125	101,125	101,125	101,125
1001535	523200		COMMUNICATIONS	218,254	227,088	191,088	191,088	191,088
1001535	523201		POSTAGE	-	-	100	100	100
1001535	523300		ADVERTISING	-	-	100	100	100
TOTAL CONTRACTED SERVICES				404,793	460,707	437,564	437,564	437,564

SUPPLIES

1001535	531100		GENERAL SUPPLIES & MATERIALS	-	-	10,000	10,000	10,000
TOTAL SUPPLIES				-	-	10,000	10,000	10,000

TOTAL INFORMATION TECHNOLOGY				404,793	460,707	447,564	447,564	447,564
-------------------------------------	--	--	--	----------------	----------------	----------------	----------------	----------------

DEPARTMENT PROFILE**Department Description:**

The Human Resources Department is responsible for recruitment and candidate selection, employee relations, compensation, employee record's retention, and organizational development for Barrow County Government. The Human Resources staff primary responsibilities are as follows:

Manage day-to-day activities in areas of Recruitment and Selection, Employee Relations, Compensation, Position Classifications, Employee Records, Organizational Development, and Benefits Administration; Provide exceptional customer service to both internal and external customers; Build business partner relationships with other county departments; Development and compliance of policies and procedures including the Barrow County Employee Handbook and Civil Service Handbook, federal and state employment and labor laws, and all other policies deemed appropriate and necessary by the County Manager and Board of Commissioners; Prepare and oversee special projects, performance analysis and other various management reports, and analysis of statistical data; Implement the Board of Commissioners' goals and objectives.

Mission Statement:

To provide quality Human Resources services to attract, develop, motivate, and retain a strategically-aligned workforce within a supportive work environment. Through collaborative efforts and excellent customer service, we will continue to build a culturally diverse and high-caliber workforce that contributes to the overall success of Barrow County Government.

Goals and Objectives:**1. Ensure the County remains compliant with State and Federal Laws related to employment laws.**

- * Keep abreast of evolving employment law through research, professional HR literature, and conferences hosted by HR affiliated associations.

2. Retain and attract high quality and productive employees.

- * Ensure all job descriptions accurately reflect the nature of work required.
- * Attend job fairs and research and implement new and innovative recruitment tactics.
- * Invest in professional development programs to aide current employees in their professional development.

3. Efficiently and accurately maintain employee records and HR processes.

- * Regularly audit internal procedures to ensure accuracy and efficiency.
- * Continue to educate and enhance employee's utilization of current HRIS.

			Thru 4/1/2022	
Performance Measures	FY-20	FY-21	FY-22	BUDGET FY-23
Turnover Rate	12.86%	13.80%	16.81%	
% of employee handbook review	100%	25%	25%	

STAFFING PLAN

Position Title	FY 2021	FY 2022	FY 2023
Full Time:			
Human Resources Director	1	1	1
Human Resources Analyst	1	1	1
Human Resources Generalist	1	1	1
TOTAL POSITIONS	3	3	3

FY2023 BUDGET HIGHLIGHTS

- Professional Services - \$35,000:
 - \$3,750 for SeamlessDocs annual fee.
 - \$14,189 for Neogov software
- Repairs & Maintenance - \$300 - this is for annual maintenance fee for the post machines
- Education & Training - \$19,000:
 - \$10,000 - Incorporate leadership development training facilitated by outside vendor
 - \$9,000 - for continuing education opportunities for HR staff to maintain professional certifications and stay abreast of HR trends, laws, and regulations.

HUMAN RESOURCES

1540

Account Number	Account Description	FY2021 Actual	FY2022 Original Budget	FY2023 Department's Requested Budget	FY2023 Manager's Recommended Budget	FY2023 Commission Approved Budget
----------------	---------------------	---------------	------------------------	--------------------------------------	-------------------------------------	-----------------------------------

PERSONNEL COSTS

1001540	511000		SALARIES & WAGES	207,127	219,448	292,196	239,307	239,307
1001540	512100		GROUP INSURANCE	52,901	43,759	63,297	63,297	63,297
1001540	512200		FICA	12,424	13,606	18,117	14,838	14,838
1001540	512300		MEDICARE	2,906	3,182	4,237	3,470	3,470
1001540	512400		RETIREMENT CONTRIBUTIONS	23,614	25,976	22,720	22,720	22,720
1001540	512440		401A EXPENSE	-	15,000	7,500	7,500	7,500
TOTAL PERSONNEL COSTS				298,973	320,971	408,067	351,132	351,132

CONTRACTED SERVICES

1001540	521200		PROFESSIONAL SERVICES	18,918	26,500	35,000	35,000	35,000
1001540	521210		PROF SVCS-COUNTY ATTORNEY	2,180	5,000	5,000	5,000	5,000
1001540	522200		REPAIRS AND MAINTENANCE	7,095	300	300	300	300
1001540	522310		RENTALS	221	-	-	-	-
1001540	523200		COMMUNICATIONS	-	250	250	250	250
1001540	523201		POSTAGE	77	200	200	200	200
1001540	523300		ADVERTISING	-	600	5,000	5,000	5,000
1001540	523400		PRINTING AND BINDING	-	600	600	600	600
1001540	523450		COPIER CHARGES	1,495	550	550	550	550
1001540	523500		TRAVEL	-	1,000	2,000	2,000	2,000
1001540	523600		DUES AND FEES	1,167	1,300	1,300	1,300	1,300
1001540	523700		EDUCATION AND TRAINING	2,449	19,000	19,000	19,000	19,000
TOTAL CONTRACTED SERVICES				33,602	55,300	69,200	69,200	69,200

SUPPLIES

1001540	531100		GENERAL SUPPLIES & MATERIALS	1,167	1,100	1,100	1,100	1,100
TOTAL SUPPLIES				1,167	1,100	1,100	1,100	1,100

TOTAL HUMAN RESOURCES				333,743	377,371	478,367	421,432	421,432
------------------------------	--	--	--	----------------	----------------	----------------	----------------	----------------

DEPARTMENT PROFILE

The Tax Commissioner is elected by the voters for four year term. Our office is a billing and collection office. Sending out 33,300 property tax bills and 60,000 motor vehicle tag pre-bills and collecting all county, county Board of Education, and State property taxes and motor vehicle taxes. This elected official also issues executions against delinquent taxpayers, sells motor vehicle license plates, transfers vehicle titles, and issues mobile home decals.

STAFFING PLAN

Position Title	FY 2021	FY 2022	FY 2023
Full Time:			
Tax Commissioner (Elected)	1	1	1
Chief Deputy Tax Commissioner	1	1	1
Office Manager	-	-	1
Property Tax Supervisor	-	-	1
Motor Vehicle Supervisor	-	-	1
Senior Tag and Tax Clerk	1	1	1
Tax Clerk	6	8	5
Part-Time:			
Tax Clerk	1	1	1
TOTAL POSITIONS	10	12	12

FY2023 BUDGET HIGHLIGHTS

No Significant Changes.

TAX COMMISSIONER**1545**

Account Number	Account Description	FY2021 Actual	FY2022 Original Budget	FY2023 Department's Requested Budget	FY2023 Manager's Recommended Budget	FY2023 Commission Approved Budget
----------------	---------------------	---------------	------------------------	--------------------------------------	-------------------------------------	-----------------------------------

PERSONNEL COST

1001545	511000		SALARIES & WAGES	413,367	454,125	533,634	533,634	533,634
1001545	511003		SALARIES & WAGES PART TIME	4,135	19,674	19,674	19,674	19,674
1001545	511300		SALARIES - OVERTIME	2,895	1,000	1,000	1,000	1,000
1001545	512100		GROUP INSURANCE	133,807	83,842	134,598	134,598	134,598
1001545	512200		FICA	25,857	29,438	34,368	34,368	34,368
1001545	512300		MEDICARE	6,047	6,885	8,038	8,038	8,038
1001545	512400		RETIREMENT CONTRIBUTIONS	50,390	55,429	48,482	48,482	48,482
1001545	512440		401A EXPENSE	-	500	500	3,000	3,000
TOTAL PERSONNEL COSTS				636,498	650,893	780,294	782,794	782,794

CONTRACTED SERVICES

1001545	521200		PROFESSIONAL SERVICES	15,884	775	775	775	775
1001545	521210		PROF SVCS-COUNTY ATTORNEY	14,488	3,497	3,497	3,497	3,497
1001545	522200		REPAIRS AND MAINTENANCE	18,981	34,000	25,000	25,000	25,000
1001545	523200		COMMUNICATIONS	788	1,000	1,000	1,000	1,000
1001545	523201		POSTAGE	38,221	50,000	54,000	54,000	54,000
1001545	523400		PRINTING AND BINDING	44,622	52,000	52,000	52,000	52,000
1001545	523450		COPIER CHARGES	1,904	2,000	2,000	2,000	2,000
1001545	523500		TRAVEL	2,394	1,400	2,500	2,500	2,500
1001545	523600		DUES AND FEES	1,089	600	1,000	1,000	1,000
1001545	523700		EDUCATION AND TRAINING	1,302	600	600	600	600
TOTAL CONTRACTED SERVICES				139,672	145,872	142,372	142,372	142,372

SUPPLIES

1001545	531100		GENERAL SUPPLIES & MATERIALS	9,572	11,000	11,000	11,000	11,000
1001545	531600		SMALL EQUIPMENT	4,866	19,000	9,000	9,000	9,000
TOTAL SUPPLIES				14,438	30,000	20,000	20,000	20,000

TOTAL TAX COMMISSIONER				790,608	826,765	942,666	945,166	945,166
-------------------------------	--	--	--	----------------	----------------	----------------	----------------	----------------

DEPARTMENT PROFILE

The five member Board of Tax Assessors is appointed by the Board of County Commissioners for six year terms. The Board of Assessors hires a Chief Appraiser to run the day-to-day operations of the department. The Chief Appraiser and his staff determine what property in the county is subject to taxation, prepares annual property tax assessments, prepares the annual tax digest, examines and corrects errors in all real and personal property tax returns, ensures that all property is returned for taxes at fair valuations, and the valuations between individual taxpayers are fairly equalized so that each pays as nearly as possible only his or her proportionate share of taxes. In addition, this department also hears taxpayer appeals regarding property tax valuations, maintains county tax records and maps of 34,972 real property parcels, 2,648 personal property accounts, and inspects 1,496 mobile homes to ensure that the proper decals are attached, compiles building costs schedules, adheres to policies set by the Georgia Department of Revenue, and provides staff support to the Board of Assessors. At the forefront of all the above duties, the Assessor's office provides excellent customer service to thousands of Barrow county citizens who visits the office yearly. Explanations, education, and data request for information plays an important role in each of the staff members' responsibilities.

STAFFING PLAN

Position Title	FY 2021	FY 2022	FY 2023
Full Time:			
Chief Appraiser	1	1	1
Assistant Chief Appraiser	1	1	1
Appraisal Technician	1	2	2
Appraisal Assistant	1	-	1
Real Property Appraiser	4	4	4
Personal Property Appraiser	1	1	1
GIS Appraisal Technician	1	1	1
Temporary Position	-	1	-
Per Meeting:			
Board of Assessors -Part-Time	5	5	3
TOTAL POSITIONS	15	16	14

FY2023 BUDGET HIGHLIGHTS

No Significant Changes.

TAX ASSESSOR

1550

Account Number	Account Description	FY2021 Actual	FY2022 Original Budget	FY2023 Department's Requested Budget	FY2023 Manager's Recommended Budget	FY2023 Commission Approved Budget
----------------	---------------------	---------------	------------------------	--------------------------------------	-------------------------------------	-----------------------------------

PERSONNEL COSTS

1001550	511000	SALARIES & WAGES	522,815	544,927	662,304	624,345	624,345
1001550	511001	PROMOTIONAL SALARY ADJUSTMENT	-	10,000	10,000	10,000	10,000
1001550	511003	SALARIES & WAGES PART TIME	81	-	-	-	-
1001550	511200	TEMPORARY EMPLOYEES	-	27,872	-	-	-
1001550	512100	GROUP INSURANCE	82,683	82,029	128,755	128,755	128,755
1001550	512200	FICA	32,414	36,134	41,683	39,330	39,330
1001550	512300	MEDICARE	7,581	8,451	9,749	9,198	9,198
1001550	512400	RETIREMENT CONTRIBUTIONS	48,652	53,517	46,809	46,809	46,809
1001550	512440	401A EXPENSE	-	1,000	3,040	3,040	3,040
TOTAL PERSONNEL COSTS			694,226	763,930	902,340	861,477	861,477

CONTRACTED SERVICES

1001550	521200	PROFESSIONAL SERVICES	28,936	208,797	45,463	45,463	45,463
1001550	521210	PROF SVCS-COUNTY ATTORNEY	5,740	3,600	3,600	3,600	3,600
1001550	522200	REPAIRS AND MAINTENANCE	-	300	300	300	300
1001550	523200	COMMUNICATIONS	-	1,920	1,920	1,920	1,920
1001550	523201	POSTAGE	14,790	18,000	20,000	20,000	20,000
1001550	523400	PRINTING AND BINDING	5,818	6,500	7,000	7,000	7,000
1001550	523450	COPIER CHARGES	3,375	4,506	5,000	5,000	5,000
1001550	523500	TRAVEL	66	6,000	6,000	6,000	6,000
1001550	523600	DUES AND FEES	4,383	2,750	3,280	3,280	3,280
1001550	523700	EDUCATION AND TRAINING	4,967	7,000	7,000	7,000	7,000
1001550	523800	LICENSES	3,000	3,000	3,000	3,000	3,000
TOTAL CONTRACTED SERVICES			71,075	262,373	102,563	102,563	102,563

SUPPLIES

1001550	531100	GENERAL SUPPLIES & MATERIALS	1,744	2,000	3,000	3,000	3,000
1001550	531118	FLEET MAINTENANCE REPAIRS	406	1,510	2,500	2,500	2,500
1001550	531150	UNIFORMS	942	700	800	800	800
1001550	531270	GASOLINE/DIESEL	1,325	1,500	2,000	2,000	2,000
1001550	531400	BOOKS AND PERIODICALS	1,464	1,600	1,800	1,800	1,800
1001550	531600	SMALL EQUIPMENT	2,010	2,500	2,500	2,500	2,500
TOTAL SUPPLIES			7,892	9,810	12,600	12,600	12,600

TOTAL TAX ASSESSOR			773,192	1,036,113	1,017,503	976,640	976,640
---------------------------	--	--	----------------	------------------	------------------	----------------	----------------

DEPARTMENT PROFILE

This department consists of several large expenditures that are not contained in other departmental budgets including county-wide unemployment insurance, general liability and property insurance, insurance claims, and workers compensation insurance. This department also include other expenses such as indigent burial expenses, energy excise tax payments to the cities, and the contingency account to fund unforeseen events and emergencies.

STAFFING PLAN

Position Title	FY 2021	FY 2022	FY 2023
No positions in this department	-	-	-
TOTAL POSITIONS	-	-	-

FY2023 BUDGET HIGHLIGHTS

- Group Insurance - 1129,512. This is medical insurance for retirees.
- 401A contributions - \$0; These expenses are going to be recorded in each department.
- Workers Compensation - \$368,529.
- General Insurance Liability - \$752,403 increased by 9% (\$64,735).
 - It includes Cyber Insurance Coverage for \$3 million.
 - Coverage for the Sheriff's vehicles is booked in the Sheriff's department budget.
- Employee Assist Program Fees - \$2,000. This is connected to Health Insurance.
- Dues & Fees - \$15,000:
 - \$800 for County stormwater fees.
 - \$8,000 - Winder stormwater fees.
 - \$2,000 - Winder stormwater fees.
 - \$3,000 - Attorney fees in other counties for petitions filed under Title 37, Official Code of Georgia Annotated.
- Payments to other agencies - \$110,000 - Payments to the cities for their share in the energy excise tax.
- Contingency Fund - \$331,459.

NON-DEPARTMENTAL**1556**

Account Number	Account Description	FY2021 Actual	FY2022 Original Budget	FY2023 Department's Requested Budget	FY2023 Manager's Recommended Budget	FY2023 Commission Approved Budget
----------------	---------------------	---------------	------------------------	--------------------------------------	-------------------------------------	-----------------------------------

PERSONNEL COSTS

1001556	512100	GROUP INSURANCE	49,562	158,856	229,512	129,512	129,512
1001556	512440	401A EXPENSE	207,437	-	-	-	-
1001556	512600	UNEMPLOYMENT INSURANCE	17,335	10,000	10,000	10,000	10,000
1001556	512700	WORKERS COMPENSATION	287,467	393,613	268,529	268,529	268,529
TOTAL PERSONNEL COSTS			561,801	562,469	508,041	408,041	408,041

CONTRACTED SERVICES

1001556	521205	INDIGENT BURIAL EXPENSE	3,695	8,000	8,000	8,000	8,000
1001556	523100	INSURANCE	584,505	687,668	752,403	752,403	752,403
1001556	523105	INSURANCE CLAIMS	-	5,000	5,000	5,000	5,000
1001556	523109	EMPLOYEE ASSIST. PRG. FEES	2,322	2,000	2,000	2,000	2,000
1001556	523600	DUES AND FEES	8,035	25,000	25,000	15,000	15,000
TOTAL CONTRACTED SERVICES			598,557	727,668	792,403	782,403	782,403

SUPPLIES

1001556	531201	UTILITIES - AMPHITHEATER	-	2,500	2,500	2,500	2,500
TOTAL SUPPLIES			-	2,500	2,500	2,500	2,500

OTHER COSTS

1001556	572000	PAYMENTS TO OTHER AGENCIES	106,000	120,000	120,000	110,000	110,000
1001556	579000	CONTINGENCIES	-	1,208,256	1,208,256	331,459	331,459
TOTAL OTHER COSTS			106,000	1,328,256	1,328,256	441,459	441,459

TOTAL NON-DEPARTMENTAL			1,266,358	2,620,893	2,631,200	1,634,403	1,634,403
-------------------------------	--	--	------------------	------------------	------------------	------------------	------------------

DIVISION PROFILE

Department Description:

The Buildings & Grounds Department, under the supervision of the Public Works Director, maintains County-owned buildings and facilities, provides custodial service for the courthouse, historic courthouse, courthouse annex, and other county facilities when needed. This division also supervises all lawn care services, performs minor renovations and assists with major renovations, ensures all elevators and fire extinguishers are inspected and resolves building related complaints, etc.

Mission Statement:

Maintain our County buildings and grounds at the highest level of repair in a cost-effective manner. Provide quality service to ensure a safe, accessible, and secure working environment for all County employees and visitors.

Goals and Objectives:

1. Implement Comprehensive Facility Plan C - Implement a Comprehensive Facility Plan to assess current buildings conditions and provide maintenance resource planning.
2. Increase Department Efficiency - Utilize both private contractors and in-house staff to ensure the maximum efficiency of resources to increase number of work orders completed each week in electrical, plumbing, HVAC systems, building inspections, etc.
3. To maintain cleanliness thorough out all County buildings in a timely manner.

Performance Measures	4/1/20-12/31/20 FY 2020	FY 2021	THRU 4/25/22 FY 2022	Prop. Budget FY 2023
Total number of Work Orders	427	1034	358	
Electrical/Plumbing/AC Work Orders	185	447	149	
Moving/Carpenter/Painting/Other	180	546	185	
General Installation/PM Inspections	62	41	24	
Total Budget	\$1,398,950	\$1,467,450	\$1,737,975	\$2,113,719

STAFFING PLAN

Position Title	FY 2021	FY 2022	FY 2023
Full Time:			
Buildings and Grounds Manager	1	1	1
Custodial Services Supervisor	1	1	1
Buildings Maintenance Technician	1	1	2
Building Service Worker	3	3	4
Part Time:			
Buildings Maintenance Technician	-	1	-
Building Service Worker	1	1	1
TOTAL POSITIONS	7	8	9

FY2023 BUDGET HIGHLIGHTS

- Professional Services - \$170,000. It increased by \$155,000.
 - \$40,000 for Comprehensive Plan Study.
 - \$130,000 for Engineering Fees for Courthouse Reno. \$150,000.
- Technical Services - \$10,000. This is for annual licences fee for Hyperweb software.
- Repairs & Maintenance - \$500,000 an increase of \$60,344.
 - Cost of materials and labor have gone up.
- Contract Labor - \$15,000 - for temporary help on certain projects during the year
- General Supplies & Materials - \$65,000. Increased by \$15,000 due to the increase cost in parts and materials.
- Utilities - \$930,000. It increased by \$110,000 due to increase in rates.
 - In FY2018, Georgia Power Energy Saving Project that was implemented.
 - The Savings are supposed to be used for the annual capital lease payments of \$82,233 for the next eight years.

BUILDINGS & GROUNDS**1565**

Account Number	Account Description	FY2021 Actual	FY2022 Original Budget	FY2023 Department's Requested Budget	FY2023 Manager's Recommended Budget	FY2023 Commission Approved Budget
----------------	---------------------	---------------	------------------------	--------------------------------------	-------------------------------------	-----------------------------------

PERSONNEL COSTS

1001565	511000		SALARIES & WAGES	165,374	218,692	317,748	302,148	302,148
1001565	511003		SALARIES & WAGES PART TIME	15,394	38,877	35,202	18,980	18,980
1001565	511300		SALARIES - OVERTIME	360	3,000	3,000	3,000	3,000
1001565	512100		GROUP INSURANCE	48,269	61,694	91,810	91,810	91,810
1001565	512200		FICA	11,078	16,155	22,131	20,096	20,096
1001565	512300		MEDICARE	2,591	3,778	5,176	4,700	4,700
1001565	512400		RETIREMENT CONTRIBUTIONS	19,021	27,523	24,074	24,074	24,074
1001565	512440		401A EXPENSE	-	1,400	1,900	3,257	3,257
TOTAL PERSONNEL COSTS				262,085	371,119	501,041	468,065	468,065

CONTRACTED SERVICES

1001565	521200		PROFESSIONAL SERVICES	9,498	15,000	190,000	170,000	170,000
1001565	521210		PROF SVCS-COUNTY ATTORNEY	1,772	2,000	5,000	5,000	5,000
1001565	521300		TECHNICAL SERVICES	-	8,000	10,000	10,000	10,000
1001565	522100		CLEANING/GARBAGE SERVICES	4,128	6,000	10,000	10,000	10,000
1001565	522200		REPAIRS AND MAINTENANCE	251,627	439,656	600,000	500,000	500,000
1001565	523200		COMMUNICATIONS	1,462	1,600	2,500	2,500	2,500
1001565	523201		POSTAGE	40	100	100	100	100
1001565	523450		COPIER CHARGES	1,009	1,000	1,500	1,500	1,500
1001565	523700		EDUCATION AND TRAINING	20	1,000	1,500	1,500	1,500
1001565	523850		CONTRACT LABOR	-	15,000	25,000	15,000	15,000
TOTAL CONTRACTED SERVICES				269,555	489,356	845,600	715,600	715,600

SUPPLIES

1001565	531100		GENERAL SUPPLIES & MATERIALS	29,160	50,000	65,000	65,000	65,000
1001565	531118		FLEET MAINTENANCE REPAIRS	2,772	4,500	6,000	6,000	6,000
1001565	531200		UTILITIES	917,808	820,000	902,000	930,000	930,000
1001565	531270		GASOLINE/DIESEL	1,562	3,000	6,000	6,000	6,000
TOTAL SUPPLIES				951,301	877,500	979,000	1,007,000	1,007,000

TOTAL BUILDINGS & GROUNDS				1,482,942	1,737,975	2,325,641	2,190,665	2,190,665
--------------------------------------	--	--	--	------------------	------------------	------------------	------------------	------------------

DEPARTMENT PROFILE

The Superior Court, in the Piedmont Judicial Circuit that consists of Barrow, Jackson, and Banks counties, is the highest ranking court in the county with original and general trial jurisdiction. This court, consisting of four Superior Court judges elected by the voters for four year terms, has original, exclusive, or concurrent jurisdiction of all civil, criminal, misdemeanor, and certain juvenile cases. Specifically, the Superior Court has exclusive jurisdiction in felony and domestic relations cases, cases concerning title to land, adoptions except for such authority granted to juvenile courts, and equity cases. The Superior Court judges also conduct probation revocation hearings and validate voter approved bond issues. The Superior Court possesses appellate jurisdiction from judgments of the Probate Court and Magistrate Court and over all certain courts to review and correct their judgments. This elected office also oversees Juvenile Court and Drug/Mental Health Court.

STAFFING PLAN

Position Title	FY 2021	FY 2022	FY 2023
Full Time:			
Law Clerks	3	3	3
Supplemental:			
Superior Court Judges (Elected)	4	4	4
Superior Court Judges (Senior)	2	2	2
Trial Court Administrator	1	1	1
Administrative Assistant -Judicial	1	1	1
State Paid:			
Secretaries	4	4	4
TOTAL POSITIONS	15	15	15

FY2023 BUDGET HIGHLIGHTS

- Technical Service - \$169,000. Increased by \$7,028.
This is mainly due to the increase in number of high profile trials - transcripts for appeals.
- Dues & Fees - \$52,000.

SUPERIOR COURT

2150

Account Number	Account Description	FY2021 Actual	FY2022 Original Budget	FY2023 Department's Requested Budget	FY2023 Manager's Recommended Budget	FY2023 Commission Approved Budget
----------------	---------------------	---------------	------------------------	--------------------------------------	-------------------------------------	-----------------------------------

PERSONNEL COSTS

1002150	511000		SALARIES & WAGES	296,002	320,983	377,195	377,195	377,195
1002150	511003		SALARIES & WAGES PART TIME	8,732	16,000	16,000	16,000	16,000
1002150	512100		GROUP INSURANCE	31,844	22,800	-	-	-
1002150	512200		FICA	17,382	20,893	24,379	24,379	24,379
1002150	512300		MEDICARE	4,065	4,886	5,702	5,702	5,702
1002150	512400		RETIREMENT CONTRIBUTIONS	18,266	20,092	17,574	17,574	17,574
1002150	512440		401A EXPENSE	-	1,800	1,800	1,800	1,800
TOTAL PERSONNEL COSTS				376,292	407,454	442,650	442,650	442,650

CONTRACTED SERVICES

1002150	521210		PROF SVCS-COUNTY ATTORNEY	100	1,124	1,124	1,124	1,124
1002150	521300		TECHNICAL SERVICES	125,966	162,000	169,028	169,028	169,028
1002150	522200		REPAIRS AND MAINTENANCE	-	1,000	1,000	1,000	1,000
1002150	523200		COMMUNICATIONS	-	500	500	500	500
1002150	523201		POSTAGE	573	1,800	1,800	1,800	1,800
1002150	523450		COPIER CHARGES	4,230	2,300	2,300	2,300	2,300
1002150	523500		TRAVEL	1,560	3,800	3,800	3,800	3,800
1002150	523600		DUES AND FEES	35,005	50,000	52,000	52,000	52,000
1002150	523700		EDUCATION AND TRAINING	-	2,500	2,500	2,500	2,500
TOTAL CONTRACTED SERVICES				167,433	225,024	234,052	234,052	234,052

SUPPLIES

1002150	531100		GENERAL SUPPLIES & MATERIALS	2,684	3,000	3,000	3,000	3,000
1002150	531300		FOOD	-	300	300	300	300
TOTAL SUPPLIES				2,684	3,300	3,300	3,300	3,300

TOTAL SUPERIOR COURT				546,409	635,778	680,002	680,002	680,002
-----------------------------	--	--	--	----------------	----------------	----------------	----------------	----------------

DIVISION PROFILE

The Specialty Courts of the Piedmont Judicial Circuit that consists of Barrow, Jackson, and Banks counties and under the supervision of Superior Court, are composed of two courts in Barrow County – felony drug court and mental health court. Both courts’ goal is to reduce recidivism through structured and cost effective programs. The **Felony Drug Court** provides a non-traditional approach to working with criminal offenders by offering a judicially supervised intensive outpatient substance use disorder treatment program instead of incarceration. The **Mental Health Court** provides an alternative to incarceration by working with offenders and having them follow a closely monitored personalized treatment plan for their mental health that may also be accompanied by treatment for substance use disorder.

STAFFING PLAN

Position Title	FY 2021	FY 2022	FY 2023
Full Time:			
Director	1	1	1
Coordinator (Partially Grant Funded)	-	-	1
TOTAL POSITIONS	1	1	2

FY2023 BUDGET HIGHLIGHTS

- Coordinator position (\$48,000):
 - This is a new position that reports to the Specialty Courts Director and Trial Court Administrator.
 - It is funded as follows:
 - \$18,724 from the Barrow County Drug Court grant.
 - \$4,491 from the Piedmont Circuit Mental Health Court grant.
 - \$24,755 to be funded by Barrow County (52%) and Jackson County (48%).
 - Specialty Courts Director (\$65,000)
 - It is funded as follows:
 - \$24,755 to be funded by Barrow County (52%) and Jackson County (48%).
- The County is to send Jackson County and invoice every month for Jackson's share of these payroll.

DRUG COURT

2151

Account Number	Account Description	FY2021 Actual	FY2022 Original Budget	FY2023 Department's Requested Budget	FY2023 Manager's Recommended Budget	FY2023 Commission Approved Budget
----------------	---------------------	---------------	------------------------	--------------------------------------	-------------------------------------	-----------------------------------

PERSONNEL COSTS

1002151	511000		SALARIES & WAGES	31,619	34,000	88,000	88,000	88,000
1002151	512100		GROUP INSURANCE	7,851	8,646	12,568	12,568	12,568
1002151	512200		FICA	2,036	2,108	5,456	5,456	5,456
1002151	512300		MEDICARE	476	493	1,276	1,276	1,276
1002151	512400		RETIREMENT CONTRIBUTIONS	5,723	6,295	5,506	5,506	5,506
1002151	512440		401A EXPENSE	1,769	1,850	1,850	1,850	1,850
TOTAL PERSONNEL COSTS				49,476	53,392	114,656	114,656	114,656

SUPPLIES

1002151	531100		GENERAL SUPPLIES & MATERIALS	-	2,000	2,000	2,000	2,000
TOTAL SUPPLIES				-	2,000	2,000	2,000	2,000

TOTAL DRUG COURT DIVISION				49,476	55,392	116,656	116,656	116,656
---------------------------	--	--	--	--------	--------	---------	---------	---------

DEPARTMENT PROFILE

Clerks of Superior Court have been elected county constitutional officers since 1798, when framers of Georgia's constitution created the office and provided for election of a clerk in each county of the state to serve 4-year terms.

The Clerk is accountable only to the people who elect him or her. He or she is not an employee or appointee of any county or state commission or any agent or agency of the judiciary. As an impartial county officer, the Clerk provides some of the most important check-and-balances needed in both local county government and the state's judicial system.

The Clerk's duties include, but are not limited to, running the business arm of the local court system; accounting for all monies arising from fines, fees, court costs, and fees required by law; arraying and managing county trial and grand juries, including summoning jurors for service; providing oversight and administrative support to the county Board of Tax Equalization; and processing, protecting, and permanently maintaining citizens' court, land, and other important vital records.

The Clerk of Superior Court's Office also maintains Superior, State and Juvenile Court records, transmits all appeals to the Georgia Court of Appeals and Georgia Supreme Court, and records real estate transactions such as warranty deeds, quit claim deeds, security deeds, assignments, right-of-way deeds, easements, property plats, and power of attorney documents. In addition, this office is also responsible for recording fifas, military discharges, trade names, UCCs (Uniform Commercial Code), and various sorts of liens including mechanic liens, property tax liens, and hospital/doctor liens. In addition, this office collects probation fines, child support payments, property transfer taxes and intangible taxes. This department is also responsible for filing criminal cases, maintaining criminal warrants, and transmitting documents to GCIC, DDS, and DOR. This elected office also files civil cases such as divorces/annulments, adoptions, child support, name changes, habeas corpus cases, suits for damages, garnishments, and repossessions. This office also issues notary public commissions, performs jury management, keeps election ballots for the statutory time limit of two years, and assists the general public with obtaining copies of various court records and any other vital records.

STAFFING PLAN

Position Title	FY 2021	FY 2022	FY 2023
Full Time:			
Clerk of Superior Court (Elected)	1	1	1
Chief Deputy Clerk- Civil	1	1	1
Senior Deputy Clerk -Accounting	1	1	1
Deputy Clerk	6	6	6
Court Clerk	4	4	4
Deputy Court Clerk-Criminal Support	-	-	1
Deputy Court Clerk-Traffic	1	1	1
Senior Deputy Clerk Traffic Coordinator	1	1	1
Part Time:			
Support Clerk Juvenile	1	1	1
TOTAL POSITIONS	16	16	17

FY2023 BUDGET HIGHLIGHTS

- Professional Services - Attorney - \$8,000.
- Dues & Fees - \$141,092, increased by \$26,700.
 - \$2400.00 to pay for a program in ICON to be used for criminal e-filing for both Superior and State court.
 - In FY2021 \$56,000 was budgeted in this line item to pay for a faster, more efficient program in Kofile for indexing, receipting, and e-filing deeds, liens, plats, & UCCs. This is now an annual fee.
- Small Equipment - \$500, decrease by \$9,577.

CLERK OF SUPERIOR COURT

2180

Account Number	Account Description	FY2021 Actual	FY2022 Original Budget	FY2023 Department's Requested Budget	FY2023 Manager's Recommended Budget	FY2023 Commission Approved Budget
----------------	---------------------	---------------	------------------------	--------------------------------------	-------------------------------------	-----------------------------------

PERSONNEL COSTS

1002180	511000		SALARIES & WAGES	524,822	575,304	712,230	712,230	712,230
1002180	511003		SALARIES & WAGES PART TIME	13,657	24,586	24,586	24,586	24,586
1002180	511300		SALARIES - OVERTIME	1,694	-	-	-	-
1002180	512100		GROUP INSURANCE	205,222	167,659	253,517	253,517	253,517
1002180	512200		FICA	31,970	37,069	45,683	45,683	45,683
1002180	512300		MEDICARE	7,477	8,669	10,684	10,684	10,684
1002180	512400		RETIREMENT CONTRIBUTIONS	56,213	61,835	54,085	54,085	54,085
1002180	512440		401A EXPENSE	-	3,800	4,702	4,702	4,702
TOTAL PERSONNEL COSTS				841,055	878,922	1,105,487	1,105,487	1,105,487

CONTRACTED SERVICES

1002180	521200		PROFESSIONAL SERVICES	-	55	1,615	1,615	1,615
1002180	521210		PROF SVCS-COUNTY ATTORNEY	8,716	8,000	8,000	8,000	8,000
1002180	522200		REPAIRS AND MAINTENANCE	693	1,000	1,000	1,000	1,000
1002180	523200		COMMUNICATIONS	-	500	500	500	500
1002180	523201		POSTAGE	11,052	15,500	15,500	15,500	15,500
1002180	523400		PRINTING AND BINDING	21,279	21,500	21,500	21,500	21,500
1002180	523450		COPIER CHARGES	7,803	9,100	9,100	9,100	9,100
1002180	523500		TRAVEL	6,480	5,775	5,775	5,775	5,775
1002180	523600		DUES AND FEES	95,753	114,392	141,092	141,092	141,092
1002180	523700		EDUCATION AND TRAINING	1,900	5,000	5,000	5,000	5,000
TOTAL CONTRACTED SERVICES				153,675	180,822	209,082	209,082	209,082

SUPPLIES

1002180	531100		GENERAL SUPPLIES & MATERIALS	7,788	8,800	11,148	11,148	11,148
1002180	531600		SMALL EQUIPMENT	5,040	10,077	500	500	500
TOTAL SUPPLIES				12,828	18,877	11,648	11,648	11,648

TOTAL CLERK OF SUPERIOR COURT				1,007,558	1,078,621	1,326,217	1,326,217	1,326,217
--------------------------------------	--	--	--	------------------	------------------	------------------	------------------	------------------

DEPARTMENT PROFILE

The District Attorney is elected by the voters of the Piedmont Judicial Circuit that consists of Barrow, Jackson, and Banks counties for four year terms. The District Attorney represents the state in all criminal cases in Superior Court and in all cases taken up from the Superior Court to the Court of Appeals and the Supreme Court. The District Attorney advises grand juries in relation to matters of law, prepares indictments or presentments when requested by the grand jury, prosecutes all indictable offenses, prosecutes or defends any civil action in which the state is interested, argues criminal cases on appeal, and assists the attorney general when certain prosecutions are moved to a U.S. District Court.

STAFFING PLAN

Position Title	FY 2021	FY 2022	FY 2023
Full Time:			
Office Clerk	1	1	1
Docket Clerk/Office Manager	1	1	1
Assistant District Attorney	5	5	5
Victim Assistance Investigator	5	6	6
Investigator II	1	1	1
Supplemental:			
Assistant District Attorney	5	5	5
State Paid:			
District Attorney (Elected)	1	1	1
State Paid Secretary/Investigator	2	2	2
Grant Funded:			
Victim Assistance Investigator	1	1	1
TOTAL POSITIONS	22	23	23

FY2023 BUDGET HIGHLIGHTS

- Professional Services - \$8,517. It has increased by \$1,000. Some of the services include:
 - \$2,498 for a Cell Hawk computer program that gives law enforcement the ability to upload vast amounts of cell phone information. This is half of the cost, the other half is paid by the Sheriff's office.
 - To partially fund the use of a transcription service.
 - Payment to Document Destruction Services to handle the destruction of the previously shredded documents.
- Technical Services - \$2,880 : - for Lexis Nexis for our office is \$240 a month x 12 = \$2880
Lexis Nexis is an essential legal research tool for the DA's Office.
- General Supplies - \$5,000:
 - Purchases include CD's, paper, DVD's, disk burners, and jump drives.
- Small equipment - \$4,000:
 - Evidence and other investigative information that is received by the DA's Office is both complex and large in size. Because of this, the DA's Office is constantly replacing equipment like CD drives, ports, computers, and disc burners. The size of the discovery in cases requires the purchasing of hard drives and flash drives to save and distribute information. This money is needed to keep the equipment that is currently in use in good working order and to replace the pieces that wear out.

DISTRICT ATTORNEY

2200

Account Number	Account Description	FY2021 Actual	FY2022 Original Budget	FY2023 Department's Requested Budget	FY2023 Manager's Recommended Budget	FY2023 Commission Approved Budget
----------------	---------------------	---------------	------------------------	--------------------------------------	-------------------------------------	-----------------------------------

PERSONNEL COSTS

1002200	511000		SALARIES & WAGES	638,288	776,509	935,525	935,525	935,525
1002200	512100		GROUP INSURANCE	206,386	154,531	260,699	260,699	260,699
1002200	512200		FICA	38,990	48,144	58,003	58,003	58,003
1002200	512300		MEDICARE	9,119	11,260	13,566	13,566	13,566
1002200	512400		RETIREMENT CONTRIBUTIONS	62,897	69,187	60,515	60,515	60,515
1002200	512440		401A EXPENSE	-	15,000	15,000	15,000	15,000
TOTAL PERSONNEL COSTS				955,679	1,074,631	1,343,308	1,343,308	1,343,308

CONTRACTED SERVICES

1002200	521200		PROFESSIONAL SERVICES	5,362	7,517	8,517	8,517	8,517
1002200	521210		PROF SVCS-COUNTY ATTORNEY	420	1,629	1,629	1,629	1,629
1002200	521300		TECHNICAL SERVICES	2,800	2,880	2,880	2,880	2,880
1002200	522200		REPAIRS AND MAINTENANCE	700	3,000	3,000	3,000	3,000
1002200	523200		COMMUNICATIONS	-	500	500	500	500
1002200	523201		POSTAGE	4,786	3,000	5,000	5,000	5,000
1002200	523300		ADVERTISING	-	100	100	100	100
1002200	523450		COPIER CHARGES	7,351	9,632	9,632	9,632	9,632
1002200	523500		TRAVEL	-	1,853	1,853	1,853	1,853
1002200	523600		DUES AND FEES	3,180	2,878	3,378	3,378	3,378
1002200	523700		EDUCATION AND TRAINING	745	2,000	4,050	4,050	4,050
TOTAL CONTRACTED SERVICES				25,343	34,989	40,539	40,539	40,539

SUPPLIES

1002200	531100		GENERAL SUPPLIES & MATERIALS	10,303	5,000	5,000	5,000	5,000
1002200	531118		FLEET MAINTENANCE REPAIRS	-	675	675	675	675
1002200	531400		BOOKS AND PERIODICALS	1,122	900	900	900	900
1002200	531600		SMALL EQUIPMENT	1,817	2,000	4,000	4,000	4,000
TOTAL SUPPLIES				13,241	8,575	10,575	10,575	10,575

INTERFUND / INTERDEPT.

1002200	551100	RS001	INDIRECT COST ALLOCATION	402	887	742	742	742
TOTAL OTHER COSTS				402	887	742	742	742

TOTAL DISTRICT ATTORNEY				994,665	1,119,082	1,395,164	1,395,164	1,395,164
--------------------------------	--	--	--	----------------	------------------	------------------	------------------	------------------

DEPARTMENT PROFILE

Barrow County State Court has jurisdiction over all misdemeanor criminal offenses alleged in Barrow County, traffic offenses in the unincorporated portions of Barrow County, traffic cases filed in any municipal court in Barrow County where a jury trial is demanded, and appeals from Magistrate Court civil decisions. Additionally, the Barrow County State Court will handle civil actions, regardless of the amount claimed, unless the Superior Court has exclusive jurisdiction. The State Court Judge is elected by the voters of Barrow County.

STAFFING PLAN

Position Title	FY 2021	FY 2022	FY 2023
Full Time:			
Secretary	1	1	1
Part Time:			
State Judge	1	1	1
TOTAL POSITIONS	2	2	2

FY2023 BUDGET HIGHLIGHTS

- Professional Services - \$10,000. It decreased by \$8,000. Moved Jury fee into a standalone line item.
 - \$4,000 - for interpreters.
 - \$4,000 - for indigent defense.
- Professional Services - Jury fees - \$5,000. It increased by \$4,500.
- Professional Services - Reporter's Fees - \$15,000. It decreased by \$5,000.
- Repairs & Maintenance - \$500. Recording cost for one courtroom.
- Dues & Fees - \$2,500. It decreased by \$15,500. This is for jury duty.

STATE COURT

2300

Account Number	Account Description	FY2021 Actual	FY2022 Original Budget	FY2023 Department's Requested Budget	FY2023 Manager's Recommended Budget	FY2023 Commission Approved Budget
----------------	---------------------	---------------	------------------------	--------------------------------------	-------------------------------------	-----------------------------------

PERSONNEL COSTS

1002300	511000		SALARIES & WAGES	13,371	38,811	39,976	39,976	39,976
1002300	511003		SALARIES & WAGES PART TIME	29,760	59,520	59,520	59,520	59,520
1002300	512100		GROUP INSURANCE	14,542	29,000	42,628	42,628	42,628
1002300	512200		FICA	2,357	6,097	6,169	6,169	6,169
1002300	512300		MEDICARE	551	1,426	1,443	1,443	1,443
1002300	512440		401A EXPENSE	269	1,000	1,000	1,000	1,000
TOTAL PERSONNEL COSTS				60,850	135,854	150,736	150,736	150,736

CONTRACTED SERVICES

1002300	521200		PROFESSIONAL SERVICES	1,900	18,000	10,000	10,000	10,000
1002300	521210		PROF SVCS-COUNTY ATTORNEY	1,943	1,000	500	500	500
1002300	521219		PROF SVCS-COURT COST-JURY FEES	-	500	5,000	5,000	5,000
1002300	521220		PROF SVC-CT COST-WITNESS FEES	-	100	100	100	100
1002300	521221		PROF SV-CT COST-REPORTERS FEES	2,543	20,000	15,000	15,000	15,000
1002300	522200		REPAIRS AND MAINTENANCE	-	1,320	500	500	500
1002300	523201		POSTAGE	548	500	1,000	1,000	1,000
1002300	523450		COPIER CHARGES	-	1,250	750	750	750
1002300	523500		TRAVEL	-	800	2,000	2,000	2,000
1002300	523600		DUES AND FEES	64	18,000	2,500	2,500	2,500
1002300	523700		EDUCATION AND TRAINING	320	800	500	500	500
TOTAL CONTRACTED SERVICES				7,318	62,270	37,850	37,850	37,850

SUPPLIES

1002300	531100		GENERAL SUPPLIES & MATERIALS	2,131	750	3,000	3,000	3,000
1002300	531600		SMALL EQUIPMENT	36,733	2,000	500	500	500
TOTAL SUPPLIES				38,864	2,750	3,500	3,500	3,500

TOTAL DISTRICT ATTORNEY				107,032	200,874	192,086	192,086	192,086
--------------------------------	--	--	--	----------------	----------------	----------------	----------------	----------------

DEPARTMENT PROFILE

The Solicitor General is elected by the voters of Barrow County and serves as the prosecuting attorney in the Barrow County State Court. The Solicitor General is responsible for the prosecution of all misdemeanor cases occurring in Barrow County, including crimes against persons, property crimes, and traffic violations. A misdemeanor crime is any crime that is punishable by a maximum of one year in jail, or less. The Solicitor General investigates and charges all assigned cases while working to ensure that all persons involved in the criminal process are treated in a courteous and professional manner.

STAFFING PLAN

Position Title	FY 2021	FY 2022	FY 2023
Full Time			
Secretary	1	1	1
Investigator	-	-	1
Assistant Solicitor	-	2	2
Part-Time			
Solicitor General	1	1	1
Assistant Solicitor	2	-	-
TOTAL POSITIONS	4	4	5

FY2023 BUDGET HIGHLIGHTS

- Salary & Wages - \$203,654
 - \$37,959 for a new position - Administrative Assistant (Investigator).

SOLICITOR GENERAL**2305**

Account Number	Account Description	FY2021 Actual	FY2022 Original Budget	FY2023 Department's Requested Budget	FY2023 Manager's Recommended Budget	FY2023 Commission Approved Budget
----------------	---------------------	---------------	------------------------	--------------------------------------	-------------------------------------	-----------------------------------

PERSONNEL COSTS

1002305	511000		SALARIES & WAGES	11,771	134,049	203,655	203,655	203,655
1002305	511003		SALARIES & WAGES PART TIME	64,600	50,592	50,592	50,592	50,592
1002305	512100		GROUP INSURANCE	33,191	58,000	59,660	59,660	59,660
1002305	512200		FICA	4,487	11,448	15,764	15,764	15,764
1002305	512300		MEDICARE	1,049	2,677	3,687	3,687	3,687
1002305	512440		401A EXPENSE	-	4,090	5,050	5,050	5,050
TOTAL PERSONNEL COSTS				115,098	260,856	338,408	338,408	338,408

CONTRACTED SERVICES

1002305	521200		PROFESSIONAL SERVICES	20	2,000	2,000	2,000	2,000
1002305	521210		PROF SVCS-COUNTY ATTORNEY	750	1,000	1,000	1,000	1,000
1002305	522200		REPAIRS AND MAINTENANCE	-	2,000	2,000	2,000	2,000
1002305	523201		POSTAGE	402	3,000	2,000	2,000	2,000
1002305	523450		COPIER CHARGES	1,003	900	3,200	3,200	3,200
1002305	523500		TRAVEL	-	1,000	2,000	2,000	2,000
1002305	523600		DUES AND FEES	29	1,000	2,095	2,095	2,095
1002305	523700		EDUCATION AND TRAINING	-	925	4,700	4,700	4,700
TOTAL CONTRACTED SERVICES				2,204	11,825	18,995	18,995	18,995

SUPPLIES

1002305	531100		GENERAL SUPPLIES & MATERIALS	4,370	750	1,750	1,750	1,750
1002305	531600		SMALL EQUIPMENT	35,556	5,000	5,000	5,000	5,000
TOTAL SUPPLIES				39,926	5,750	6,750	6,750	6,750

TOTAL DISTRICT ATTORNEY				157,229	278,431	364,153	364,153	364,153
--------------------------------	--	--	--	----------------	----------------	----------------	----------------	----------------

DEPARTMENT PROFILE

The Chief Magistrate of the Magistrate Court is elected by the voters for four year terms. A Magistrate Judge must be available 24/7, 365 days a year. Georgia Law sets the jurisdictional limits that the Court falls under. The Magistrate Court has criminal and civil jurisdictions.

The criminal division includes matters involving the following:

Criminal Warrants; Search Warrants; First Appearance Hearings; Bond Hearings; Extradition Hearings; Preliminary Hearings; Pre-Warrant Hearings; Good Behavior Warrants; Deposit Account Fraud Warrants; and County Ordinance Violations, including Animal Control violations, Code Enforcement Violations, Criminal Trespass, Disorderly Conduct, Public Indecency, Theft By Shoplifting, Possession of Marijuana less than one ounce, and Possession of Alcohol by a Minor.

The civil Division includes matters involving the following:

Civil Suits-Jurisdiction limit is under \$15,000; Dispossessories - Landlord/Tenant Disputes; Garnishments; Personal Property Foreclosures; Post-Judgement Interrogatories; FIFA-Liens; and Abandoned Motor Vehicles.

The Magistrate Court of Barrow County conducts Civil Court each Monday and Thursday. Criminal Court is held each Tuesday and Wednesday. Bond Hearings are held each Monday, Wednesday, Friday and one time over the weekend.

STAFFING PLAN

Position Title	FY2021	FY2022	FY2023
Full Time:			
Chief Magistrate Judge (Elected)	1	1	1
Chief Deputy Clerk Magistrate	1	1	1
Full Time Magistrate Judge	1	1	1
Deputy Magistrate Court Clerk	2	2	2
Front Desk Clerk	-	1	1
Supplemental:			
Assistant Magistrate Judge	2	2	2
TOTAL POSITIONS	7	8	8

FY2023 BUDGET HIGHLIGHTS

- \$14,400 - Expense allowance (\$300/month X 4 Judges) for all four Judges
- This is included in the Salary and Wages Line item.
- Repairs & Maintenance - \$10,950, decreased by \$22,908, this was a one time for for CJT in FY2022.

MAGISTRATE COURT**2400**

Account Number	Account Description	FY2021 Actual	FY2022 Original Budget	FY2023 Department's Requested Budget	FY2023 Manager's Recommended Budget	FY2023 Commission Approved Budget
----------------	---------------------	---------------	------------------------	--------------------------------------	-------------------------------------	-----------------------------------

PERSONNEL COSTS

1002400	511000		SALARIES & WAGES	302,345	327,913	290,316	352,158	352,158
1002400	511003		SALARIES & WAGES PART TIME	-	-	15,000	15,000	15,000
1002400	511300		SALARIES - OVERTIME	7	-	-	-	-
1002400	512100		GROUP INSURANCE	63,981	81,642	93,035	93,035	93,035
1002400	512200		FICA	18,322	20,331	18,930	22,764	22,764
1002400	512300		MEDICARE	4,285	4,755	4,428	5,324	5,324
1002400	512400		RETIREMENT CONTRIBUTIONS	33,201	36,521	31,944	31,944	31,944
1002400	512440		401A EXPENSE	-	2,260	2,260	2,260	2,260
TOTAL PERSONNEL COSTS				422,140	473,422	455,913	522,485	522,485

CONTRACTED SERVICES

1002400	521200		PROFESSIONAL SERVICES	17,615	19,342	19,342	19,342	19,342
1002400	521210		PROF SVCS-COUNTY ATTORNEY	3,616	7,132	5,132	5,132	5,132
1002400	522200		REPAIRS AND MAINTENANCE	4,564	33,828	10,920	10,920	10,920
1002400	523200		COMMUNICATIONS	1,825	1,356	1,356	1,356	1,356
1002400	523201		POSTAGE	1,068	2,800	2,800	2,800	2,800
1002400	523450		COPIER CHARGES	2,757	3,000	3,000	3,000	3,000
1002400	523500		TRAVEL	-	2,500	2,500	2,500	2,500
1002400	523600		DUES AND FEES	400	475	475	475	475
1002400	523700		EDUCATION AND TRAINING	-	1,830	1,830	1,830	1,830
TOTAL CONTRACTED SERVICES				31,845	72,263	47,355	47,355	47,355

SUPPLIES

1002400	531100		GENERAL SUPPLIES & MATERIALS	3,951	4,000	4,000	4,000	4,000
1002400	531400		BOOKS AND PERIODICALS	-	141	141	141	141
1002400	531600		SMALL EQUIPMENT	4,248	1,000	1,000	1,000	1,000
TOTAL SUPPLIES				8,199	5,141	5,141	5,141	5,141

TOTAL MAGISTRATE COURT				462,184	550,826	508,409	574,981	574,981
-------------------------------	--	--	--	----------------	----------------	----------------	----------------	----------------

DEPARTMENT PROFILE

The Probate Court Judge is elected by the voters for four year terms. The Probate Court is responsible for probating wills, appointing guardians of minors and incompetent persons, mental health issues, issuing marriage licenses, and issuing firearm, fireworks, and explosive permits. In addition, this elected office also records birth, death, and marriage certificates as the state appointed custodian of vital records for the county. This office also administers oaths to public officers, files, approves, and records bonds of public officers, and administers estate matters.

STAFFING PLAN

Position Title	FY2021	FY2022	FY2023
Full Time:			
Probate Court Judge (Elected)	1	1	1
Chief Probate Court Clerk	-	1	1
Chief Deputy Probate Court Clerk	1	-	-
Traffic Coordinator	1	-	-
Probate Court Clerk-Traffic	1	-	-
Probate Coordinator	1	2	2
Probate Court Clerk-Probate	1	-	-
Probate Court Clerk	1	1	1
TOTAL POSITIONS	7	5	5

FY2023 BUDGET HIGHLIGHTS

- \$10,000 - supplemental pay for the assistant judge.
 - This is included in the salaries and wages line item.
- Professional Services - \$10,800.
 - Probate Court no longer need to use interpreters. Don't handle traffic fines.
- Repairs & Maintenance - \$7,615, decreased by \$17,908.
 - This was a one time fee for CJT in FY2022.

PROBATE COURT

2450

Account Number	Account Description	FY2021 Actual	FY2022 Original Budget	FY2023 Department's Requested Budget	FY2023 Manager's Recommended Budget	FY2023 Commission Approved Budget
----------------	---------------------	---------------	------------------------	--------------------------------------	-------------------------------------	-----------------------------------

PERSONNEL COSTS

1002450	511000		SALARIES & WAGES	265,702	253,492	292,778	292,778	292,778
1002450	511003		SALARIES & WAGES PART TIME	2,773	-	-	-	-
1002450	511300		SALARIES - OVERTIME	71	-	-	-	-
1002450	512100		GROUP INSURANCE	62,752	58,826	75,598	75,598	75,598
1002450	512200		FICA	16,460	15,717	18,153	18,153	18,153
1002450	512300		MEDICARE	3,850	3,676	4,246	4,246	4,246
1002450	512400		RETIREMENT CONTRIBUTIONS	31,853	43,500	38,048	38,048	38,048
1002450	512440		401A EXPENSE	-	4,000	4,000	4,000	4,000
TOTAL PERSONNEL COSTS				383,461	379,211	432,823	432,823	432,823

CONTRACTED SERVICES

1002450	521200		PROFESSIONAL SERVICES	14,385	10,800	10,800	10,800	10,800
1002450	521210		PROF SVCS-COUNTY ATTORNEY	-	1,000	1,000	1,000	1,000
1002450	522200		REPAIRS AND MAINTENANCE	3,000	25,523	7,615	7,615	7,615
1002450	523201		POSTAGE	4,286	2,664	2,664	2,664	2,664
1002450	523450		COPIER CHARGES	3,100	2,500	2,500	2,500	2,500
1002450	523500		TRAVEL	2,690	5,027	5,027	5,027	5,027
1002450	523600		DUES AND FEES	650	450	450	450	450
1002450	523700		EDUCATION AND TRAINING	1,245	1,860	1,860	1,860	1,860
1002450	523900		OTHER PURCHASED SERVICES	-	1,915	1,915	1,915	1,915
TOTAL CONTRACTED SERVICES				29,356	51,739	33,831	33,831	33,831

SUPPLIES

1002450	531100		GENERAL SUPPLIES & MATERIALS	8,576	5,800	5,800	5,800	5,800
1002450	531600		SMALL EQUIPMENT	-	2,000	2,000	2,000	2,000
TOTAL SUPPLIES				8,576	7,800	7,800	7,800	7,800

TOTAL PROBATE COURT				421,393	438,750	474,454	474,454	474,454
----------------------------	--	--	--	----------------	----------------	----------------	----------------	----------------

DEPARTMENT PROFILE

The Juvenile Court Judge is appointed by the four Superior Court judges of the Piedmont Judicial Circuit for a four year term. This court, operating through an intergovernmental agreement between Barrow County (47%), Jackson County (41%), and Banks County (12%) hears juvenile delinquency cases, child abuse and negligent cases, and juvenile traffic offense cases. The Juvenile Court is served by the Piedmont CASA (Court Appointed Special Advocate) that is an organization of private volunteer citizens appointed by the Juvenile Court Judge who monitors, evaluates, and provides reports about a child's case. Probation and Delinquency Intake Services are provided by the Georgia Department of Juvenile Justice.

STAFFING PLAN

Position Title	FY 2021	FY 2022	FY 2023
Intergovernmental Agreement:			
Juvenile Court Judge (Appointed)	1	1	1
Associate Judge	1	1	1
Legal Secretary (Jackson)	1	1	1
Law Clerk/Civil Intake Officer	2	2	2
Program Coordinator	1	1	1
Deputy Program Coordinator	1	1	1
Part-Time:			
Legal Secretary	1	1	1
TOTAL POSITIONS	8	8	8

FY2023 BUDGET HIGHLIGHTS

- Professional Services - \$225,000. Increased by \$40,000.
 - For Attorney fees - partly driven by the population growth in Barrow County. This include: court-appointed attorneys. Georgia Code requirement of Legal Representation, entitles indigent parents and juveniles to Court-Appointed Legal representation.
- Technical Services - \$6,000.
 - The increase is mainly due to the increase in number of termination of parental rights cases and the number of these cases going to full hearing/trials.
- Repairs & Maintenance - \$2,640: - For Court Recorder annual maintenance fee for 2 court rooms.

JUVENILE COURT

2600

Account Number	Account Description	FY2021 Actual	FY2022 Original Budget	FY2023 Department's Requested Budget	FY2023 Manager's Recommended Budget	FY2023 Commission Approved Budget
----------------	---------------------	---------------	------------------------	--------------------------------------	-------------------------------------	-----------------------------------

CONTRACTED SERVICES

1002600	521200		PROFESSIONAL SERVICES	216,471	185,000	200,000	225,000	225,000
1002600	521300		TECHNICAL SERVICES	-	6,000	6,000	6,000	6,000
1002600	522200		REPAIRS AND MAINTENANCE	2,541	2,640	2,640	2,640	2,640
1002600	523201		POSTAGE	328	500	500	500	500
1002600	523450		COPIER CHARGES	1,652	4,195	4,195	4,195	4,195
TOTAL CONTRACTED SERVICES				220,992	198,335	213,335	238,335	238,335

SUPPLIES

1002600	531100		GENERAL SUPPLIES & MATERIALS	-	-	1,000	1,000	1,000
TOTAL SUPPLIES				-	-	1,000	1,000	1,000

OTHER COSTS

1002600	571000		INTERGOVERNMENTAL PAYMENTS	223,671	210,226	210,226	210,226	210,226
TOTAL OTHER COSTS				223,671	210,226	210,226	210,226	210,226

TOTAL JUVENILE COURT				444,663	408,561	424,561	449,561	449,561
-----------------------------	--	--	--	----------------	----------------	----------------	----------------	----------------

OFFICE PROFILE

The Public Defender's Office is an independent agency within the judicial branch of state government. The Public Defender for the Piedmont Judicial Circuit, operating through an intergovernmental agreement between Barrow County (47%), Jackson County (41%), and Banks County (12%) provides legal representation to indigent defendants in various cases. Those cases include cases prosecuted in the Superior Court where there is a possibility that a sentence of imprisonment or probation or suspension of sentence of imprisonment may be adjudged, hearings in the Superior Court on revocation of probation, cases prosecuted in the Juvenile Court where a child may face a disposition in a delinquency case of confinement, commitment, or probation, represents indigent defendants in Probate Court, and direct appeals from the above cases. This office also provides a team member for the Accountability Courts. The county, by state law, must provide this office with office space, utilities, telephone, supplies, interpreters, and other expenses.

STAFFING PLAN

Position Title	FY 2023
Full Time:	
Attorneys	6
Paralegal/Investigator	3
Shared Across Circuit:	
Attorneys (CPD, APD, Juvenile Court APD)	3
Investigator	1
Part-time rehab coordinator	1
TOTAL POSITIONS	14

FY2023 BUDGET HIGHLIGHTS

- Contracted Services - \$660,482:
 - \$318,716 for July 2021- December 2021 and
 - \$341,766 for January 2022 - June 2022.
 - The above payments include \$138,000 for services rendered to the State Court.
- The contract price include the following:
 - Non-Personnel include office expenses, interpreters, transcripts, including 5% GPDSC fees
 - Total prorated among counties - Barrow - 47% - \$39,010 for calendar year 2023.
 - Personnel costs including 5% GPDSC fee - Barrow - 47% - \$644,522.
(\$506,522 + \$138,000 State Court) for calendar year 2023.
 - Grand Total - Barrow - 47% + 138,000 including Juvenile Court representation of children
\$683,532 for calendar year 2023.

PUBLIC DEFENDER

2800

Account Number	Account Description	FY2021 Actual	FY2022 Original Budget	FY2023 Department's Requested Budget	FY2023 Manager's Recommended Budget	FY2023 Commission Approved Budget
-------------------	------------------------	------------------	------------------------------	---	--	--

CONTRACTED SERVICES

1002800	521200		PROFESSIONAL SERVICES	517,893	609,232	660,482	660,482	660,482
TOTAL CONTRACTED SERVICES				517,893	609,232	660,482	660,482	660,482

TOTAL PUBLIC DEFENDERS OFFICE				517,893	609,232	660,482	660,482	660,482
-------------------------------	--	--	--	---------	---------	---------	---------	---------

SHERIFF'S OFFICE

3300

OFFICE PROFILE

The Sheriff is elected by the voters for a four year term. This full service office has a Uniform Patrol Division, Criminal Investigation Division, Training Division, Crime Prevention Division, Records Division, Office of Professional Standards and an Administrative Division. This office enforces all state and county laws enacted for the protection of property, health and welfare of all county citizens and its visitors. The Sheriff's Office also provides security for all courts, processes warrants, provides school resource officers for all county schools and operates a 372 bed detention facility.

STAFFING PLAN

Position Title	FY 2021	FY 2022	FY 2023
Full Time:			
Sheriff (Elected)	1	1	1
Administrative Clerk	3	3	3
Administrative Coordinator	1	1	1
Administrative Secretary	2	2	2
Detention Officer	1	1	1
Captain	3	3	3
Chief Deputy	1	1	1
Crime Analyst	1	1	1
Crime Scene Specialist	1	1	1
Deputy Sheriff	42	45	45
Deputy Sheriff/FTO/Senior Deputy	14	14	14
Investigator	14	12	12
Lieutenant	16	16	16
Major	3	3	3
Manager's IT Sheriff	1	1	1
Records Supervisor	1	1	1
Records Technician	2	2	2
Sergeant	10	10	10
IT Tech	-	1	1
Health & Wellness Manager	-	1	1
TOTAL POSITIONS	117	120	120

FY2023 BUDGET HIGHLIGHTS

- **Salary & Wages - \$7,472,629** increased by \$911,545. The increase include:
 - \$756,037 due to Condrey Study & Hiring & Retention Implementation.
- **General Insurance Liability for Vehicles - \$299,349, decreased by \$26,436.**

FY2023 BUDGET HIGHLIGHTS

Amount:	Vendor:	Reason:
• Communications - \$220,597, increased by \$9,037 due to fiber line upgrade and replacement of old fax lines:		
\$84,000	AT & T	Cell phones/hot spots & mobile connectivity for cars.
\$3,031	Efax instead of Windstream	annually.
\$6,000	Windstream	500 x 12
\$56,406	Comcast (\$1000 increase per	Broadband fiber line /RMS Connectivity 3690 x 12 month for FY23)
\$2,160	Jackson EMC	Cameras Bethlehem/County Line/AHS/ Bramlett/Holsenbeck/Kennedy/West
\$69,000	Motorola	Hand held Radios
• Repairs & Maintenance - \$373,921, increased by \$28,939 due to increases in contract prices.		
\$26,000 for WatchGuard & \$1,000 for roll off :		
\$2,340	Glenn Company	Portajons at Range
\$3,000	Roll Off	4 yard container at Range & Adm Bldg.
\$1,800	GTA	GCIC License for officers
\$9,600	West Payment	CLEAR for CID
\$600	Laser Recert	Laser Certification TMDE Calibrations
\$2,000	Radar Recert	Radar Certification TMDE Calibrations
\$1,200	Selex ES Inc.	Annual Maintenance on Tag Reader Software
\$78,758	Tyler	Annual Maintenance on System (formerly New World)
\$1,200	Tyler	Annual Maintenance on IBM Maintenance Proposal
\$5,000	Tyler	Annual Maintenance on BRAZOS interface - Excitations
\$8,000	Sex Offender	Annual fee for Sex offender location software 9/9/22- 9/8/23
\$600	Baker Group	Voice Stress Recerts for 2 officers @ 300 each
\$4,500	Cellebrite	Annual Maintenance on phone dumping software
\$6,000	Power DMS	Annual Maintenance on agency wide communication
\$1,000	Go To Assist	Annual Maintenance on remote access software
\$3,500	Laser fiche	Annual Maintenance on laser fiche software
\$1,800	Environmental Systems	Mapping Software
\$3,000	Law Enforcement Tech	Annual Maintenance on CID Bug Camera
\$8,400	Net Motion	License & Annual Maintenance
\$2,500	Landauer	Radiation Badges for Courts
\$500	Blue Host	Web Hosting Annual Renewal
\$400	RITE Weight	Scales Calibrated and recertified
\$6,800	Eagle Advantage	Finger Print Life Scan
\$5,000	Leads On Line	Annual Maintenance on software
\$2,500	Hawk Analytics	Cell Hawk Subscription (1/2 us plus DA pays 1/2) total is \$4,995
\$153,682	Microsoft 365	Annual Maintenance
\$9,300	Fleetio	Vehicle Record Maintenance
\$900	Susteen	Cell phone download CID
\$50,000	WatchGuard	Annual Maintenance on vehicle cameras 48 units x \$500

FY2023 BUDGET HIGHLIGHTS (Continued)

Amount:	Vendor:	Reason:
• Professional Services - \$46,625, increased by \$34,625 due to increases in contract prices/cleaning services:		
\$5,000	Psychological Resources	Psychological for new hire/Fit for Duty Exams
\$3,500	Project Adam	Random Drug Testing
\$300	materials for employee health	materials to help health and wellbeing coach with employees
\$1,000	App for phones	maintain physical fitness
\$1,200	Lindsay & Associates	Shredding
\$3,625	POST	Fees for training/jailer school/radar/laser/academy
\$32,000	Spotless Solutions Cleaning	twice per week
• Dues - \$2,450:		
\$300	Constitutional Officers	
\$150	Ga Police Accreditation	
\$100	Georgia Records	
\$500	Ga Assoc Chiefs of Police - State Certification Annual Fee	
\$1,400	Ga Sheriff's Association	
• Ammunition - \$60,000, increased by \$7,000.		
• Uniforms - \$55,000, increased by \$9,2789:		
\$55,000	Uniforms Unlimited/Strongpoint	
• Vests - \$40,000. Replace expired vests.		
• Gasoline/Diesel- \$410,000, increased by \$100,000		
• Indirect Cost Allocation - \$213,5535:		
- For the Radio Fund. This is based on the number of radios the department has.		

SHERIFF'S OFFICE

3300

Account Number	Account Description	FY2021 Actual	FY2022 Original Budget	FY2023 Department's Requested Budget	FY2023 Manager's Recommended Budget	FY2023 Commission Approved Budget
----------------	---------------------	---------------	------------------------	--------------------------------------	-------------------------------------	-----------------------------------

PERSONNEL COSTS

1003300	511000		SALARIES & WAGES	5,883,180	6,561,084	7,472,629	7,472,629	7,472,629
1003300	511300		SALARIES - OVERTIME	127,414	81,220	81,220	81,220	81,220
1003300	511301		SALARIES-BUILT-IN OVERTIME	-	140,797	154,724	154,724	154,724
1003300	512100		GROUP INSURANCE	1,717,431	1,319,455	1,917,515	1,867,515	1,867,515
1003300	512200		FICA	374,725	420,552	477,932	477,932	477,932
1003300	512300		MEDICARE	87,637	98,355	111,775	111,775	111,775
1003300	512400		RETIREMENT CONTRIBUTIONS	563,965	620,362	542,602	542,602	542,602
1003300	512440		401A EXPENSE	-	58,000	58,000	58,000	58,000
TOTAL PERSONNEL COSTS				8,754,353	9,299,825	10,816,397	10,766,397	10,766,397

CONTRACTED SERVICES

1003300	521200		PROFESSIONAL SERVICES	9,491	12,000	46,625	46,625	46,625
1003300	521210		PROF SVCS-COUNTY ATTORNEY	7,825	30,000	30,000	30,000	30,000
1003300	522200		REPAIRS AND MAINTENANCE	463,488	344,982	373,921	373,921	373,921
1003300	523100		INSURANCE	267,724	325,785	299,349	299,349	299,349
1003300	523108		DEPUTY-BONDING	-	4,600	4,600	4,600	4,600
1003300	523200		COMMUNICATIONS	136,690	211,560	220,597	220,597	220,597
1003300	523201		POSTAGE	1,452	2,900	2,900	2,900	2,900
1003300	523300		ADVERTISING	1,030	1,100	1,100	1,100	1,100
1003300	523450		COPIER CHARGES	10,836	10,400	10,400	10,400	10,400
1003300	523500		TRAVEL	1,236	2,500	2,500	2,500	2,500
1003300	523600		DUES AND FEES	2,339	2,450	2,450	2,450	2,450
1003300	523700		EDUCATION AND TRAINING	3,975	3,480	3,480	3,480	3,480
TOTAL CONTRACTED SERVICES				906,086	951,757	997,922	997,922	997,922

SUPPLIES

1003300	531100		GENERAL SUPPLIES & MATERIALS	26,814	50,000	50,000	50,000	50,000
1003300	531103		AMMUNITION	50,238	53,000	60,000	60,000	60,000
1003300	531118		FLEET MAINTENANCE REPAIRS	208,237	215,000	215,000	215,000	215,000
1003300	531150		UNIFORMS	37,465	45,722	55,000	55,000	55,000
1003300	531151		VESTS	20,627	31,000	40,000	40,000	40,000
1003300	531200		UTILITIES	5,293	3,000	3,000	3,000	3,000
1003300	531270		GASOLINE/DIESEL	226,409	310,000	410,000	410,000	410,000
1003300	531600		SMALL EQUIPMENT	-	2,000	2,000	2,000	2,000
TOTAL SUPPLIES				575,083	709,722	835,000	835,000	835,000

INTERFUND / INTERDEPT.

1003300	551100	RS001	INDIRECT COST ALLOCATION	115,205	225,915	213,553	213,553	213,553
TOTAL OTHER COSTS				115,205	225,915	213,553	213,553	213,553

TOTAL SHERIFF'S OFFICE				10,350,727	11,187,219	12,862,872	12,812,872	12,812,872
-------------------------------	--	--	--	-------------------	-------------------	-------------------	-------------------	-------------------

DEPARTMENT PROFILE

The Detention Center, under the direction of the elected Sheriff, manages the 372 bed county jail. This law enforcement center is primarily a holding facility for men and women charged with a criminal offense waiting for a court appearance and for persons already sentenced but waiting for a transfer to a state or federal facility. This facility also holds persons found guilty of certain misdemeanors and sentenced to one year or less. The facility does not hold juveniles, as they are transferred to a regional youth detention center in Gainesville. A work detail, using county inmate labor, is operated from this facility to perform litter control along county and state roads and landscape duties at certain county facilities.

STAFFING PLAN

Position Title	FY 2021	FY 2022	FY 2023
Full Time:			
Administrative Assistant	2	2	2
Captain	2	2	2
Deputy	17	15	15
Deputy Sheriff FTO/Senior Deputy	-	5	5
Detention Officer	53	42	42
Detention Officer FTO/Senior Deputy	-	8	8
Lieutenant	5	5	5
Jail Maintenance Supervisor	1	1	1
Jail Maintenance Technician	1	1	1
Major- Detention	1	1	1
Sergeant	5	5	5
TOTAL POSITIONS	87	87	87

FY2023 BUDGET HIGHLIGHTS

- **Salary & Wages - \$4,570,844**, increased by \$490,846. The increase include:
 - \$463,113 due to Condrey Study & Hiring & Retention Implementation.
- **Professional Services - \$52,068.**
 - \$24,000 is to fund a space needs and jail staffing study that the BOC requested at their retreat in March 2019.
 - \$13,068 for DAKOTA training (Maintenance fees Jail base software)
- **Medical Expenses - Prisoners - \$850,522.**
- **Prisoner Medical - Outside services - \$175,000.**
- **Cleaning/Garbage Services - \$17,000.**
- **Repairs & Maintenance - \$390,168.** Increased by \$205,500. Some of the repairs are:
 - \$180,000 for Housing Unit (7B) for upper and lower repairs.
 - \$25,000 for Storage cabinets and area sinks for units H2-H5.
- **General Supplies & Materials - \$158,000.**
 - The increase is mainly due to COVID required supplies.
- **Food - \$755,407**, same as in FY2022.

DETENTION CENTER

3326

Account Number	Account Description	FY2021 Actual	FY2022 Original Budget	FY2023 Department's Requested Budget	FY2023 Manager's Recommended Budget	FY2023 Commission Approved Budget
----------------	---------------------	---------------	------------------------	--------------------------------------	-------------------------------------	-----------------------------------

PERSONNEL COSTS

1003326	511000		SALARIES & WAGES	3,473,062	4,079,998	4,543,112	4,570,844	4,570,844
1003326	511300		SALARIES - OVERTIME	363,371	166,604	166,604	166,604	166,604
1003326	511301		SALARIES-BUILT-IN OVERTIME	-	98,462	98,462	103,185	103,185
1003326	512100		GROUP INSURANCE	1,011,534	796,014	1,156,949	1,126,277	1,126,277
1003326	512200		FICA	236,415	269,394	298,108	300,120	300,120
1003326	512300		MEDICARE	55,291	63,003	69,719	70,190	70,190
1003326	512400		RETIREMENT CONTRIBUTIONS	341,515	375,666	328,578	328,578	328,578
1003326	512440		401A EXPENSE	-	44,000	44,000	44,000	44,000
TOTAL PERSONNEL COSTS				5,481,186	5,893,141	6,705,532	6,709,798	6,709,798

CONTRACTED SERVICES

1003326	521200		PROFESSIONAL SERVICES	7,916	52,068	52,068	52,068	52,068
1003326	521200	ST001	PROFESSIONAL SERVICES	7,684	-	-	-	-
1003326	521203		MEDICAL EXPENSE-PRISONERS	765,459	850,522	850,522	850,522	850,522
1003326	521204		PRISONER MEDICAL-OUTSIDE SERVICE	156,341	175,000	175,000	175,000	175,000
1003326	521210		PROF SVCS-COUNTY ATTORNEY	558	-	-	-	-
1003326	522100		CLEANING/GARBAGE SERVICES	14,029	17,000	17,000	17,000	17,000
1003326	522200		REPAIRS AND MAINTENANCE	155,870	184,668	390,168	390,168	390,168
1003326	523450		COPIER CHARGES	13,130	12,000	12,000	12,000	12,000
1003326	523500		TRAVEL	-	3,000	3,000	3,000	3,000
1003326	523600		DUES AND FEES	46	1,000	1,000	1,000	1,000
1003326	523700		EDUCATION AND TRAINING	644	9,438	9,438	9,438	9,438
TOTAL CONTRACTED SERVICES				1,121,678	1,304,696	1,510,196	1,510,196	1,510,196

SUPPLIES

1003326	531100		GENERAL SUPPLIES & MATERIALS	139,144	158,400	158,400	158,400	158,400
1003326	531270		GASOLINE/DIESEL	340	1,100	1,100	1,100	1,100
1003326	531300		FOOD	491,826	755,407	755,407	755,407	755,407
TOTAL SUPPLIES				631,311	914,907	914,907	914,907	914,907

CAPITAL OUTLAY

1003326	542000		CAPITAL OUTLAY-MACH&EQUIP	3,167	-	-	-	-
TOTAL DEBT SERVICE				3,167	-	-	-	-

TOTAL DETENTION CENTER				7,237,342	8,112,744	9,130,635	9,134,901	9,134,901
-------------------------------	--	--	--	------------------	------------------	------------------	------------------	------------------

DEPARTMENT PROFILE

Barrow County is the license holder for EMS services in the Barrow County Primary 911 Coverage Area. This is accomplished through a public private partnership between Barrow County and Northeast Ga Physicians Group. BCES has responsibilities to oversee, provide Quality Assurance and Quality Improvement to the service, and to ensure that the citizens and visitors of Barrow County receive high quality pre-hospital emergency medical care. Within BCES these responsibilities have been assigned to the Emergency Medical Service Division.

The Emergency Medical Services Division is the contract administrator for the agreement with Northeast Ga Physicians Group. This division of Northeast Ga Physicians group is now known as Barrow County EMS. Barrow County EMS operates six strategically placed ambulances, and one EMS Supervisor (EMS1) throughout Barrow County. Five of the six ambulances are currently based in BCES Emergency Response Facilities, and one ambulance is based at NGHS Barrow.

The Emergency Medical Services Division utilizes the Office of Professional Staff Development who is responsible for providing learning opportunities to staff of all divisions to ensure a highly trained and qualified workforce.

The Emergency Medical Services Division also utilizes the Office Services Support Staff for the coordination of the essential administrative functions.

The Emergency Medical Services Division places emphasis on community risk reduction education (Stop the Bleed, Hands Only CPR) to Barrow County citizens through schools, civic organizations, station tours, and other venues.

STAFFING PLAN

Position Title	FY 2021	FY 2022	FY 2023
Full Time:			
Chief of Emergency Services	1	-	-
Captain	1	1	1
Lieutenant	11	-	-
Firefighter/Paramedic	13	-	-
Firefighter/EMT	8	-	-
Part Time:			
Firefighter/EMT or Paramedic	8	-	-
TOTAL POSITIONS	42	1	1

FY2023 BUDGET HIGHLIGHTS

- **Total Personnel Costs - \$147,629.** This is a one person department.
The agreement with NE Georgia Physician Group, Inc. to provide emergency services within the boundaries of the County was finalized during FY2022.
- **Professional Services - \$2,931,548.** It has increased by \$216,548.
 - This is the annual fee to be paid to NGPG. The additional \$216,548 is for the additional 12 hours of coverage and contractual increase.

FY2021 BUDGET HIGHLIGHTS (Continued)

- **Dues & Fees - \$3,950, increased by \$3,450.**
 - **\$3,450 for Tyler New World CAD Intergration**
 - \$250 for Region 10 Banquet
 - \$50 for ICISF Membership (CISM)
 - \$240 for InDesign Adobe Software
- **Licenses - \$7,500 for personnel license renewal.**
- **Indirect Cost - \$7,000.**
 - This is for the Radio Fund contribution.

EMERGENCY SERVICES / EMS**3600**

Account Number	Account Description	FY2021 Actual	FY2022 Original Budget	FY2023 Department's Requested Budget	FY2023 Manager's Recommended Budget	FY2023 Commission Approved Budget
----------------	---------------------	---------------	------------------------	--------------------------------------	-------------------------------------	-----------------------------------

PERSONNEL COSTS

1003600	511000		SALARIES & WAGES	1,604,414	62,023	72,564	72,564	72,564
1003600	511300		SALARIES - OVERTIME	410,684	10,000	10,000	10,000	10,000
1003600	512100		GROUP INSURANCE	358,326	8,646	20,992	20,992	20,992
1003600	512200		FICA	126,779	4,465	5,119	5,119	5,119
1003600	512300		MEDICARE	29,650	1,044	1,198	1,198	1,198
1003600	512400		RETIREMENT CONTRIBUTIONS	311,713	6,808	37,756	37,756	37,756
1003600	512401		EMMA RETIREMENT CONTRIBUTION	-	600	-	-	-
TOTAL PERSONNEL COSTS				2,841,566	93,586	147,629	147,629	147,629

CONTRACTED SERVICES

1003600	521200		PROFESSIONAL SERVICES	769,822	2,395,114	2,715,000	2,931,548	2,931,548
1003600	521210		PROF SVCS-COUNTY ATTORNEY	2,140	7,426	15,000	15,000	15,000
1003600	522100		CLEANING/GARBAGE SERVICES	3,774	-	-	-	-
1003600	522200		REPAIRS AND MAINTENANCE	19,025	8,414	-	25,096	25,096
1003600	522202		STATION MAINTENANCE	9,950	-	-	-	-
1003600	523100		INSURANCE	8,891	-	-	-	-
1003600	523200		COMMUNICATIONS	9,637	1,555	1,875	1,875	1,875
1003600	523201		POSTAGE	113	300	-	-	-
1003600	523300		ADVERTISING	-	360	-	-	-
1003600	523400		PRINTING AND BINDING	201	950	450	450	450
1003600	523450		COPIER CHARGES	2,478	3,321	-	-	-
1003600	523500		TRAVEL	2,284	7,230	11,790	9,500	9,500
1003600	523600		DUES AND FEES	4,629	500	3,950	3,950	3,950
1003600	523700		EDUCATION AND TRAINING	30,659	10,890	10,025	7,325	7,325
1003600	523800		LICENSES	18,658	20,000	20,500	7,500	7,500
TOTAL CONTRACTED SERVICES				882,261	2,456,060	2,778,590	3,002,244	3,002,244

SUPPLIES

1003600	531100		GENERAL SUPPLIES & MATERIALS	11,596	-	-	-	-
1003600	531101		MEDICAL SUPPLIES & MATERIALS	64,638	10,500	1,000	1,000	1,000
1003600	531118		FLEET MAINTENANCE REPAIRS	41,402	5,000	1,000	1,000	1,000
1003600	531150		UNIFORMS	14,389	500	500	500	500
1003600	531152		PERSONAL PROTECTIVE EQUIPMENT	82,942	3,000	6,000	-	-
1003600	531200		UTILITIES	43,757	-	21,898	21,898	21,898
1003600	531270		GASOLINE/DIESEL	41,170	1,500	3,100	3,100	3,100
1003600	531600		SMALL EQUIPMENT	17,614	750	-	-	-
TOTAL SUPPLIES				317,508	21,250	33,498	27,498	27,498

INTERFUND / INTERDEPT.

1003600	551100	RS001	INDIRECT COST ALLOCATION	16,121	34,141	31,000	7,000	7,000
TOTAL OTHER COSTS				16,121	34,141	31,000	7,000	7,000

TOTAL EMERGENCY SERVICES / EMS				4,057,456	2,605,037	2,990,717	3,184,371	3,184,371
---------------------------------------	--	--	--	------------------	------------------	------------------	------------------	------------------

DEPARTMENT PROFILE

The Coroner is elected by the voters for four year terms. The Coroner, with the assistance from the Georgia Bureau of Investigations and other state and local agencies, investigates the cause and manner of death where a person dies under four situations: (1) as a result of violence, suicide, or accident, (2) suddenly when in apparent good health, (3) when unattended by a physician, or (4) in any suspicious manner.

STAFFING PLAN

Position Title	FY 2021	FY 2022	FY 2023
Per Unit Basis:			
Coroner (Elected)	1	1	1
Deputy Coroner	2	3	3
TOTAL POSITIONS	3	4	4

FY2023 BUDGET HIGHLIGHTS

- No significant changes

Account Number	Account Description	FY2021 Actual	FY2022 Original Budget	FY2023 Department's Requested Budget	FY2023 Manager's Recommended Budget	FY2023 Commission Approved Budget
----------------	---------------------	---------------	------------------------	--------------------------------------	-------------------------------------	-----------------------------------

PERSONNEL COSTS

1003700	511000		SALARIES & WAGES	45,661	38,000	60,000	60,000	60,000
1003700	512100		GROUP INSURANCE	14,328	27,070	12,568	12,568	12,568
1003700	512200		FICA	2,753	2,356	3,720	3,720	3,720
1003700	512300		MEDICARE	644	551	870	870	870
TOTAL PERSONNEL COSTS				63,385	67,977	77,158	77,158	77,158

CONTRACTED SERVICES

1003700	521200		PROFESSIONAL SERVICES	13,877	18,000	18,000	25,000	25,000
1003700	521210		PROF SVCS-COUNTY ATTORNEY	-	2,000	2,000	2,000	2,000
1003700	523400		PRINTING AND BINDING	-	100	100	100	100
1003700	523500		TRAVEL	5,136	3,865	3,865	3,865	3,865
1003700	523600		DUES AND FEES	300	300	300	300	300
1003700	523700		EDUCATION AND TRAINING	2,040	1,680	1,680	1,680	1,680
TOTAL CONTRACTED SERVICES				21,353	25,945	25,945	32,945	32,945

SUPPLIES

1003700	531100		GENERAL SUPPLIES & MATERIALS	2,456	4,500	4,500	4,500	4,500
1003700	531118		FLEET MAINTENANCE REPAIRS	49	1,000	1,000	1,000	1,000
1003700	531150		UNIFORMS	-	500	500	1,000	1,000
1003700	531270		GASOLINE/DIESEL	626	800	800	800	800
1003700	531600		SMALL EQUIPMENT	6,150	6,000	6,000	3,000	3,000
TOTAL SUPPLIES				9,281	12,800	12,800	10,300	10,300

INTERFUND / INTERDEPT.

1003700	551100	RS001	INDIRECT COST ALLOCATION	1,179	2,354	2,225	2,225	2,225
TOTAL OTHER COSTS				1,179	2,354	2,225	2,225	2,225

TOTAL CORONER				95,199	109,076	118,128	122,628	122,628
----------------------	--	--	--	---------------	----------------	----------------	----------------	----------------

DEPARTMENT PROFILE

The Animal Control Department enforces the county's animal control ordinance on a county-wide basis including all municipalities. This department responds to complaints regarding stray and nuisance animals, animal cruelty, animal bites, and rabies exposure. The department also provides temporary shelter for stray, unwanted, and homeless animals at the animal shelter, and manages a volunteer program and animal adoption program.

STAFFING PLAN

Position Title	FY 2021	FY 2022	FY 2023
Full Time:			
Animal Control Director	1	1	1
Animal Control Supervisors	2	2	2
Animal Control Officer	5	5	5
Foster and Volunteer Coordinator	-	1	1
Kennel Technician	2	2	2
Part Time:			
Dispatcher	-	-	1
Kennel Technician	2	2	3
TOTAL POSITIONS	12	13	15

FY2023 BUDGET HIGHLIGHTS

- **Salary & Wages - \$463,113.** Increased by \$54,882.
 - \$45,240 for two new part-time positions, a dispatcher and a Kennel Technician.
- **Professional Services - \$185,000,** increased by \$53,000.
 - The increase is due to: rising cost in surgery cost; rising numbers of animals being fixed; and rising numbers of animals being seen at Winder Animal Hospital.
- **Repairs and Maintenance - \$7,300,** increased by \$4,000.
 The increase is due to adding tablets for officers use in the field.
- **General Supplies & Materials - \$89,100,** increased by \$35,000.
 - To cover Combo Tests, Microchips, and Heartworm testing and rise in cost of supplies.
- **Small Equipment - \$19,000, increased by \$18,000.**
 This increase is for: new office furniture; replacement of exam table; replacement of washer & dryer; security cameras and replacement monitors and also the purchase of additional new monitors.
- **Indirect Cost Allocation - \$10,382.**
 - This is for the Radio Fund contribution.

ANIMAL CONTROL

3910

Account Number	Account Description	FY2021 Actual	FY2022 Original Budget	FY2023 Department's Requested Budget	FY2023 Manager's Recommended Budget	FY2023 Commission Approved Budget
----------------	---------------------	---------------	------------------------	--------------------------------------	-------------------------------------	-----------------------------------

PERSONNEL COSTS

1003910	511000		SALARIES & WAGES	366,833	408,231	463,113	463,113	463,113
1003910	511001		PROMOTIONAL SALARY ADJUSTMENT	-	11,455	-	-	-
1003910	511003		SALARIES & WAGES PART TIME	25,731	32,723	154,307	104,181	104,181
1003910	511300		SALARIES - OVERTIME	13,826	11,000	32,000	32,000	32,000
1003910	512100		GROUP INSURANCE	124,992	133,482	154,199	154,199	154,199
1003910	512200		FICA	24,494	28,731	40,264	37,157	37,157
1003910	512300		MEDICARE	5,728	6,719	9,417	8,690	8,690
1003910	512400		RETIREMENT CONTRIBUTIONS	33,958	37,353	32,671	32,671	32,671
1003910	512440		401A EXPENSE	-	7,000	7,000	7,000	7,000
TOTAL PERSONNEL COSTS				595,563	676,694	892,971	839,011	839,011

CONTRACTED SERVICES

1003910	521200		PROFESSIONAL SERVICES	140,669	132,000	185,000	185,000	185,000
1003910	521210		PROF SVCS-COUNTY ATTORNEY	10,595	8,000	8,000	8,000	8,000
1003910	521300		TECHNICAL SERVICES	801	2,200	2,552	2,552	2,552
1003910	522100		CLEANING/GARBAGE SERVICES	2,485	1,966	1,966	1,966	1,966
1003910	522200		REPAIRS AND MAINTENANCE	-	750	750	750	750
1003910	523200		COMMUNICATIONS	2,888	3,300	7,300	7,300	7,300
1003910	523201		POSTAGE	57	300	300	300	300
1003910	523400		PRINTING AND BINDING	631	4,000	4,000	4,000	4,000
1003910	523450		COPIER CHARGES	5,171	5,500	5,500	5,500	5,500
1003910	523500		TRAVEL	-	2,512	2,512	2,512	2,512
1003910	523600		DUES AND FEES	463	610	610	610	610
1003910	523700		EDUCATION AND TRAINING	-	2,600	2,600	2,600	2,600
TOTAL CONTRACTED SERVICES				163,761	163,738	221,090	221,090	221,090

SUPPLIES

1003910	531100		GENERAL SUPPLIES & MATERIALS	30,327	54,100	89,100	89,100	89,100
1003910	531118		FLEET MAINTENANCE REPAIRS	6,154	3,500	3,500	3,500	3,500
1003910	531150		UNIFORMS	5,663	6,405	9,405	9,405	9,405
1003910	531200		UTILITIES	20,227	24,000	24,000	24,000	24,000
1003910	531270		GASOLINE/DIESEL	11,777	18,500	20,500	20,500	20,500
1003910	531300		FOOD	13,015	25,000	28,750	28,750	28,750
1003910	531600		SMALL EQUIPMENT	-	1,000	19,000	19,000	19,000
TOTAL SUPPLIES				87,162	132,505	194,255	194,255	194,255

INTERFUND / INTERDEPT.

1003910	551100	RS001	INDIRECT COST ALLOCATION	5,504	10,982	10,382	10,382	10,382
TOTAL OTHER COSTS				5,504	10,982	10,382	10,382	10,382

TOTAL ANIMAL CONTROL				851,990	983,919	1,318,698	1,264,738	1,264,738
-----------------------------	--	--	--	----------------	----------------	------------------	------------------	------------------

DEPARTMENT PROFILE

One of the most basic and fundamental responsibilities of government is to provide for the safety and welfare of its citizens before, during and after major emergencies and disasters. An effective County-wide Emergency Management Program is vital in providing these services.

The Emergency Management Agency (established under O.C.G.A 38-3-27 and following guidance of The Stafford Act) is the lead organization providing management and coordination of mitigation, preparedness, response, and recovery activities within Barrow County.

This is accomplished via hazard mitigation as well as preparation and response planning done in partnership with city/county agencies, regional and state level partners, non-profit entities, schools and the private sector.

The Emergency Management Agency works to enhance the preparedness and resiliency of our communities by coordinating and integrating activities necessary to build, sustain and improve the capability to mitigate against, prepare for, respond to and recover from natural or man-made disasters through an all-hazards approach.

Barrow County Emergency Management Agency (EMA) is the local branch of the Georgia Emergency Management/Office of Homeland Security at the state level and the Federal Emergency Management Agency / Office of Homeland Security at the Federal level. Barrow County Emergency Management works with these agencies and other local, state and federal agencies before, during and after an emergency or disaster.

Barrow County EMA's commitment to meeting and/or exceeding the requirements for a qualified emergency management program, not only makes us eligible for grants, funding and other reimbursements. Barrow County EMA has achieved a level of preparation which qualifies Barrow County for a reduced local match requirement for Public Assistance Programs subsequent to a major Presidential Disaster Declaration.

STAFFING PLAN

Position Title	FY 2021	FY 2022	FY 2023
Full Time:			
Emergency Management Director	1	1	1
TOTAL POSITIONS	1	1	1

FY2023 BUDGET HIGHLIGHTS

- This division is funded by two funds:
 - (1) • **\$137,098 from the General Fund.**
 - **Professional Services - \$8,000**, has increased by \$6,000. This to fund the COOP Plan Year 2.
 - **Insurance - \$6,000.** This is the insurance for the CERT members.
 - **Dues and Fees - \$26,125.** Decreased by \$41,2503,175.

EMERGENCY MANAGEMENT

3920

Account Number	Account Description	FY2021 Actual	FY2022 Original Budget	FY2023 Department's Requested Budget	FY2023 Manager's Recommended Budget	FY2023 Commission Approved Budget
----------------	---------------------	---------------	------------------------	--------------------------------------	-------------------------------------	-----------------------------------

PERSONNEL COSTS

1003920	511000		SALARIES & WAGES	43,007	67,128	94,683	56,724	56,724
1003920	512100		GROUP INSURANCE	10,653	7,816	-	-	-
1003920	512200		FICA	2,408	4,162	5,871	3,517	3,517
1003920	512300		MEDICARE	563	973	1,373	823	823
1003920	512400		RETIREMENT CONTRIBUTIONS	7,318	8,049	7,041	7,041	7,041
1003920	512401		EMMA RETIREMENT CONTRIBUTION	287	1,800	1,800	1,800	1,800
1003920	512440		401A EXPENSE	-	-	932	932	932
TOTAL PERSONNEL COSTS				64,235	89,928	111,700	70,837	70,837

CONTRACTED SERVICES

1003920	521200		PROFESSIONAL SERVICES	-	2,000	8,000	8,000	8,000
1003920	521210		PROF SVCS-COUNTY ATTORNEY	-	1,000	3,000	3,000	3,000
1003920	523100		INSURANCE	-	6,276	6,000	6,000	6,000
1003920	523200		COMMUNICATIONS	1,283	1,380	1,356	1,356	1,356
1003920	523201		POSTAGE	-	-	100	100	100
1003920	523300		ADVERTISING	-	180	180	180	180
1003920	523500		TRAVEL	-	7,300	6,300	6,300	6,300
1003920	523600		DUES AND FEES	25,080	67,375	26,125	26,125	26,125
1003920	523700		EDUCATION AND TRAINING	125	2,000	1,600	1,600	1,600
TOTAL CONTRACTED SERVICES				26,488	87,511	52,661	52,661	52,661

SUPPLIES

1003920	531100		GENERAL SUPPLIES & MATERIALS	1,245	6,810	9,500	9,500	9,500
1003920	531118		FLEET MAINTENANCE REPAIRS	49	100	500	500	500
1003920	531150		UNIFORMS	-	500	500	500	500
1003920	531270		GASOLINE/DIESEL	374	2,000	2,500	2,500	2,500
TOTAL SUPPLIES				1,668	9,410	13,000	13,000	13,000

INTERFUND / INTERDEPT.

1003920	551100	RS001	INDIRECT COST ALLOCATION-RADIO	-	-	600	600	600
TOTAL OTHER COSTS				-	-	600	600	600

TOTAL ANIMAL CONTROL				92,391	186,849	177,961	137,098	137,098
-----------------------------	--	--	--	---------------	----------------	----------------	----------------	----------------

DEPARTMENT PROFILE**Department Description:**

The Transportation Department oversees major county road and bridge construction and improvement projects, prepares the annual LMIG list of resurfacing needs, and keeps the County Road Improvement Program updated. This division also issues driveway, utility, and timber harvest permits, performs preliminary & final plan & field reviews regarding new roads for county acceptance, performs traffic studies, and assists in updating the county's roadway speed limits for radar permit purposes. Additionally, the division maintains operation of traffic signals on county roads, participates in the development of internal construction plans, and coordinates with the Road and Bridges Division for in-house work. The staff also maintains roadway mileage & inventory and the county's sidewalk inventory. The division also manages the subdivision streetlight program, and responds to citizen complaints regarding traffic safety issues.

Mission Statement:

The Transportation Department works to enhance the quality of life in Barrow County by facilitation the mobility of people and goods safely and efficiently.

Goals and Objectives:

- 1. Implement Road Management System** - Successfully implement the StreetSaver program for road rating and management. Staff will need to complete training programs as a part of implementation.
- 2. Increase Department Efficiency** - Use recent staff additions to ensure development reviews, rezones, driveway permits, utility permits and the like are processed in an efficient and timely manner.
- 3. Organize Current and Historical Project and Development Files** - Organize and begin digitalizing project files, development files, and permit records for easier access within the department and countywide.

Performance Measures	Actual	THRU-3/18		BUDGET
	FY-20	FY-21	FY-22	FY-23
Road Miles Paved	14.82	15	22.71	
Driveway Permits Reviews		61	57	
Utility Permits Reviews		43	66	
Rezone Reviews	56	73	75	
Development Reviews	37	42	49	

STAFFING PLAN

Position Title	FY 2021	FY 2022	FY 2023
Full Time:			
Public Works Director	1	1	1
Transportation and Construction Manager	1	1	1
Transportation Project Coordinator	1	1	1
Administrative Assistant	1	1	1
Transportation Inspector	-	1	1
Part Time:			
Engineering Assistant	1	-	1
TOTAL POSITIONS	5	5	6

The Public Works Director is responsible for the management and oversight of the day-to-day operations of Transportation department. In addition to this function, the Public Works Director is also responsible for overseeing the operations of the following departments: Water & Sewer, Stormwater, Building & Grounds, and Roads & Bridges. The salaries of the Public Works Director and Public Works Administrative Assistant are properly allocated across each of the following functions as follows:

	Water	Sewer	Stormwater	Transportation	Roads & Bridges	Buildings & Grounds
Director	20%	20%	10%	20%	20%	10%
Administrative Assistant			15%	35%	15%	35%

FY2023 BUDGET HIGHLIGHTS

- Professional Services - \$250,000.** Increased by \$55,000.
 - This is for engineering Design Fees for all Capital Design Projects
- Professional Services(FG103) - \$62,500.**
 - This is for the Comprehensive Transportation Plan - County's portion.

TRANSPORTATION

4101

Account Number	Account Description	FY2021 Actual	FY2022 Original Budget	FY2023 Department's Requested Budget	FY2023 Manager's Recommended Budget	FY2023 Commission Approved Budget
----------------	---------------------	---------------	------------------------	--------------------------------------	-------------------------------------	-----------------------------------

PERSONNEL COSTS

1004101	511000		SALARIES & WAGES	256,947	322,596	319,459	319,459	319,459
1004101	511003		SALARIES & WAGES PART TIME	4,039	-	39,593	39,593	39,593
1004101	512100		GROUP INSURANCE	96,648	75,606	57,394	57,394	57,394
1004101	512200		FICA	15,731	20,001	22,262	22,262	22,262
1004101	512300		MEDICARE	3,679	4,678	5,207	5,207	5,207
1004101	512400		RETIREMENT CONTRIBUTIONS	13,692	13,700	11,983	11,983	11,983
1004101	512440		401A EXPENSE	-	5,094	5,094	5,094	5,094
TOTAL PERSONNEL COSTS				390,737	441,675	460,992	460,992	460,992

CONTRACTED SERVICES

1004101	521200		PROFESSIONAL SERVICES	19,754	195,000	250,000	250,000	250,000
1004101	521200	FG103	PROFESSIONAL SERVICES	-	-	-	62,500	62,500
1004101	521210		PROF SVCS-COUNTY ATTORNEY	7,147	10,000	20,000	20,000	20,000
1004101	521300		TECHNICAL SERVICES	-	10,500	10,500	10,500	10,500
1004101	523200		COMMUNICATIONS	974	2,200	2,200	2,200	2,200
1004101	523201		POSTAGE	103	300	300	300	300
1004101	523300		ADVERTISING	180	400	1,000	1,000	1,000
1004101	523400		PRINTING AND BINDING	-	100	100	100	100
1004101	523450		COPIER CHARGES	2,054	2,000	3,100	3,100	3,100
1004101	523500		TRAVEL	1,066	2,000	4,000	4,000	4,000
1004101	523600		DUES AND FEES	789	1,000	1,500	1,500	1,500
1004101	523700		EDUCATION AND TRAINING	550	2,000	10,000	10,000	10,000
TOTAL CONTRACTED SERVICES				32,619	225,500	302,700	365,200	365,200

SUPPLIES

1004101	531100		GENERAL SUPPLIES & MATERIALS	4,838	8,000	12,000	12,000	12,000
1004101	531118		FLEET MAINTENANCE REPAIRS	923	2,000	2,000	2,000	2,000
1004101	531200		UTILITIES	48,604	50,000	56,000	56,000	56,000
1004101	531270		GASOLINE/DIESEL	449	3,000	5,000	5,000	5,000
1004101	531600		SMALL EQUIPMENT	1,100	4,100	6,500	6,500	6,500
TOTAL SUPPLIES				55,913	67,100	81,500	81,500	81,500

TOTAL PUBLIC WORKS ADMINISTRATION				479,269	734,275	845,192	907,692	907,692
--	--	--	--	----------------	----------------	----------------	----------------	----------------

ROADS & BRIDGES

4200

DIVISION PROFILE

Department Description:

The Roads & Bridges Department is used for activities connected with the development, operation and maintenance of roads and right of ways in Barrow County. This is a general fund, operated in a budgeted manner under the director's discretion. Funds are used to provide services such as patching and paving, upgrade and maintain signage, gravel road maintenance, and the upkeep of the right of ways. Such funds are also allotted to upkeep and replace vehicles and equipment to provide these services.

Mission Statement:

The mission of the Road and Bridge Department is to provide high quality and efficient services in order to protect and improve the road infrastructure of Barrow County.

Goals and Objectives:

- Identify and strategically use available funding sources at the Federal, State, and local level to improve County infrastructure.
- Utilize both private contractors and in-house staff to ensure the maximum efficiency of resources for the repair and resurfacing of County roadways.
- Hire more qualified staff to fill vacancies and retain staff, continue the HA5 pavement preservation in evaluated areas, continue training and certifications, replace aging and deteriorating bridge/drainage structure on Countyline - Auburn RD., begin using thermo plastic in-house for stop bars & crosswalks, and continue upgrading safety materials to improve the safety of staff and citizens of Barrow County.

Performance Measures	Actual		THRU-3/15	BUDGET
	FY-20	FY-21	FY-22	
Signalized Intersection Maintained	1	1	1	1
Road Sign Upgrades	71	203	256	400
Miles of County Roads Litter Control	1168	1460	1800	2500
Miles of Patching & Resurfacing	2	2.25	4.75	6
Number of Work Orders Completed	1400	2300	1509	2600

STAFFING PLAN

Position Title	FY 2021	FY 2022	FY 2023
Full Time:			
Road, Bridges & Fleet Maintenance Director	1	1	1
Road & Bridges Foreman	1	1	1
Administrative Assistant	1	1	1
Roads & Bridges Crew Leader	2	2	2
Senior Sign Technician	1	1	1
Sign Technician	-	1	1
Senior Heavy Equipment Operator	-	2	2
Heavy Equipment Operator	9	7	7
Equipment Operator	2	2	2
Laborer	1	1	1
Fleet Maintenance Tech II	-	1	1
Fleet Maintenance Tech III	1	1	1
TOTAL POSITIONS	19	21	21

FY2023 BUDGET HIGHLIGHTS

- Technical Service - \$13,000. For Hyperweb fees and Fleet module software fees.
- Rentals - \$12,000. Increased by \$5,000.

FY2023 BUDGET HIGHLIGHTS CONTINUED

- Contract Labor - \$500,000.
 - Covers grass cutting and liter pick up and also other contract labor such as concrete repairs etc.,
- Contract Labor - On Call Tree Trimming - \$45,000.
- General Supplies & Material - \$150,000.
 - For salt, pipes, stones, pea gravel, sand, dirt, landfill usage, daily supplies.
- Supplies-Traffic Sign - \$150,000.
 - For new sign regs, ordinances, and sign changes requested by the sheriffs dept., and every day sign repairs.
- Supplies-Dirty Roads - \$250,000.
 - For dust control, gravel and maintenance of dirt roads
- Supplies-Paving & Patching - \$850,000
 - For asphalt patching & paving.
- Fleet Maintenance Repairs - \$200,000.
- Indirect Allocation Cost - \$22,246. This is the contribution to the Radio System Fund.

ROADS & BRIDGES

4200

Account Number	Account Description	FY2018 Actual	FY2019 Original Budget	FY2023 Department's Requested Budget	FY2023 Manager's Recommended Budget	FY2023 Commission Approved Budget
----------------	---------------------	---------------	------------------------	--------------------------------------	-------------------------------------	-----------------------------------

PERSONNEL COSTS

1004200	511000		SALARIES & WAGES	635,795	823,901	976,383	976,383	976,383
1004200	511300		SALARIES - OVERTIME	3,650	10,000	10,000	10,000	10,000
1004200	511302		ON-CALL PAY	-	-	25,000	25,000	25,000
1004200	512100		GROUP INSURANCE	303,712	222,228	355,662	355,662	355,662
1004200	512200		FICA	37,985	51,702	62,706	62,706	62,706
1004200	512300		MEDICARE	8,884	12,092	14,666	14,666	14,666
1004200	512400		RETIREMENT CONTRIBUTIONS	111,807	122,988	107,572	107,572	107,572
1004200	512440		401A EXPENSE	-	7,756	7,756	7,756	7,756
TOTAL PERSONNEL COSTS				1,101,833	1,250,667	1,559,745	1,559,745	1,559,745

CONTRACTED SERVICES

1004200	521200		PROFESSIONAL SERVICES	600	2,000	2,000	2,000	2,000
1004200	521210		PROF SVCS-COUNTY ATTORNEY	1,720	10,000	10,000	10,000	10,000
1004200	521300		TECHNICAL SERVICES	-	13,000	13,000	13,000	13,000
1004200	522100		CLEANING/GARBAGE SERVICES	9,436	15,000	15,000	15,000	15,000
1004200	522200		REPAIRS AND MAINTENANCE	350	3,929	3,929	3,929	3,929
1004200	522310		RENTALS	11,066	7,000	12,000	12,000	12,000
1004200	523200		COMMUNICATIONS	6,463	13,000	13,000	13,000	13,000
1004200	523201		POSTAGE	1	-	-	-	-
1004200	523300		ADVERTISING	-	500	500	500	500
1004200	523450		COPIER CHARGES	1,081	1,500	1,500	1,500	1,500
1004200	523600		DUES AND FEES	225	300	300	300	300
1004200	523700		EDUCATION AND TRAINING	-	5,000	10,000	10,000	10,000
1004200	523850		CONTRACT LABOR	379,743	500,000	500,000	500,000	500,000
1004200	523851		CT LBR - ON CALL TREE TRIMMING	15,250	45,000	45,000	45,000	45,000
				425,933	616,229	626,229	626,229	626,229

SUPPLIES

1004200	531100		GENERAL SUPPLIES & MATERIALS	54,296	150,000	150,000	150,000	150,000
1004200	531106		SUPPLIES-TRAFFIC SIGN	28,474	150,000	150,000	150,000	150,000
1004200	531107		SUPPLIES-DIRTY ROADS	70,275	200,000	250,000	250,000	250,000
1004200	531108		SUPPLIES-PAVING & PATCHING	100,954	850,000	850,000	850,000	850,000
1004200	531118		FLEET MAINTENANCE REPAIRS	127,501	200,000	200,000	200,000	200,000
1004200	531150		UNIFORMS	22,312	47,000	47,000	47,000	47,000
1004200	531200		UTILITIES	1,444	-	-	-	-
1004200	531270		GASOLINE/DIESEL	55,906	77,500	100,000	100,000	100,000
1004200	531700		OTHER SUPPLIES	20	5,000	5,000	5,000	5,000
TOTAL SUPPLIES				461,182	1,679,500	1,752,000	1,752,000	1,752,000

CAPITAL OUTLAY

1004200	542000		CAPITAL OUTLAY-MACH&EQUIP	7,377	-	-	-	-
1004200	542000	EQ081	JOHN DEERE 333G	54,312	-	-	-	-
TOTAL SUPPLIES				61,689	-	-	-	-

INTERFUND / INTERDEPT.

1004200	551100	RS001	INDIRECT COST ALLOCATION	11,795	23,533	22,246	22,246	22,246
TOTAL SUPPLIES				11,795	23,533	22,246	22,246	22,246

TOTAL ROADS & BRIDGES				2,062,433	3,569,929	3,960,220	3,960,220	3,960,220
----------------------------------	--	--	--	------------------	------------------	------------------	------------------	------------------

DEPARTMENT PROFILE

The Senior Citizens Center, under the supervision of the Parks, Recreation, and Leisure Services Director, provides activities & programs for county resident senior citizens including daily lunch, exercise classes, day & overnight trips, bingo, evening activities, health screenings, guest speakers and various seminars. The center has an outdoor pickleball court, computer lab, pool table, and card tables with operating hours from 8:00 a.m. to 4:00 p.m. Monday through Friday. The center is also used to host a number of community meetings and gatherings.

Senior Center staff members deliver meals to homebound county resident senior citizens on weekdays through the Meals on Wheels program. The Senior Center partners with the Northeast Georgia Area Agency on Aging to refer senior county residents to available programs and resources provided by the AAA and other agencies.

STAFFING PLAN

Position Title	FY 2021	FY 2022	FY 2023
Full Time:			
Senior Center Supervisor	1	1	1
Senior Center Aide	1	1	1
Senior Center Van Driver	2	2	3
Part Time:			
Center Aide	1	1	1
TOTAL POSITIONS	5	5	6

FY2023 BUDGET HIGHLIGHTS**• This department is funded by two funds:**

- \$168,332 - from the General Fund . This funds the personnel costs and the County Attorney services.
- Salary and wages - \$187,411.
 - This include \$\$31,200 for the new a Center Aide Driver position.
- \$196,847 - from the Grants Fund. This funds mainly the food and transportation services.

SENIOR CITIZENS CENTER

5404

Account Number	Account Description	FY2021 Actual	FY2022 Original Budget	FY2023 Department's Requested Budget	FY2023 Manager's Recommended Budget	FY2023 Commission Approved Budget
----------------	---------------------	---------------	------------------------	--------------------------------------	-------------------------------------	-----------------------------------

PERSONNEL COSTS

1005404	511000		SALARIES & WAGES	5,853	101,620	187,411	187,411	187,411
1005404	511003		SALARIES & WAGES PART TIME	9,005	16,362	16,362	16,362	16,362
1005404	511300		SALARIES - OVERTIME	299	500	1,000	1,000	1,000
1005404	512100		GROUP INSURANCE	38,907	21,939	62,735	62,735	62,735
1005404	512200		FICA	6,345	7,346	12,696	12,696	12,696
1005404	512300		MEDICARE	1,484	1,718	2,970	2,970	2,970
1005404	512400		RETIREMENT CONTRIBUTIONS	14,860	16,347	14,298	14,298	14,298
1005404	512440		401A EXPENSE	-	500	600	600	600
TOTAL PERSONNEL COSTS				76,754	166,332	298,072	298,072	298,072

CONTRACTED SERVICES

1005404	521210		PROF SVCS-COUNTY ATTORNEY	-	2,000	2,000	2,000	2,000
TOTAL CONTRACTED SERVICES				-	2,000	2,000	2,000	2,000

TOTAL SENIOR CITIZENS CENTER				76,754	168,332	300,072	300,072	300,072
-------------------------------------	--	--	--	---------------	----------------	----------------	----------------	----------------

DEPARTMENT PROFILE

The Leisure Services Department provides recreational programming and services to all county residents. Equal access and convenience is ensured by providing programs and services in the geographic center of the county. This department manages the Senior Citizens Center, the 104 acre Victor Lord Park and the Barrow County Leisure Services Center with a gymnasium, classrooms and offices.

The Department manages several facilities including a dog park, a pickleball court, ten baseball/softball fields, four multipurpose fields including a synthetic turf field, fourteen lighted tennis courts, four concession stands, three playgrounds, three pavilions, and an outdoor walking trail. This department organizes numerous youth activities including baseball, basketball, cross country, softball, track & field, volleyball, and other community and school system events. The department also offers other leisure programs such as pickleball, adult softball, fitness classes, tennis lessons, and rents various facilities for public use.

STAFFING PLAN

Position Title	FY 2021	FY 2022	FY 2023
Full Time:			
Director	1	1	1
Athletics Programs Specialist	1	1	1
Parks & Recreation Accounting Specialist	1	1	1
Administrative Assistant	1	1	1
Park Maintenance Supervisor	1	1	1
Park Maintenance Crew Leader	1	1	1
Maintenance Worker	1	1	2
Part Time:			
Maintenance	1	1	-
Park Attendants	8	8	8
Scorekeepers	5	5	5
TOTAL POSITIONS	21	21	21

FY2023 BUDGET HIGHLIGHTS**Salary & Wages - \$371,581, increased by \$59,800.**

- \$32,392 for the new Parks Maintenance Worker position.

Salary & Wages - Part-Time - \$113,736. Increased by \$49,2553.

- due to Increased number of weekend tournament rentals; increased part-time rates; and additional expenses due to the Park expansion events.

• Professional Services - \$26,400.

- \$24,900 - for lawn maintenance.

• Repairs & Maintenance - \$64,481.

- For Tennis, Lighting, Herbicide, Mower, Sweep, Groom.

• Contract Labor - \$85,687.

- Due to increase in sport officials & umpires and also anticipated increase in umpire/referee fees.

• General Supplies and Materials - \$209,5907. Increased by \$19,053.

- For Volleyball, Uniforms, Scoreboard, & Park expansion related expenses.

• Utilities - \$152,725, increased by \$21,209.

- Park expansion related expenses.

PARKS, RECREATION, & LEISURE SERVICES

6100

Account Number	Account Description	FY2021 Actual	FY2022 Original Budget	FY2023 Department's Requested Budget	FY2023 Manager's Recommended Budget	FY2023 Commission Approved Budget
----------------	---------------------	---------------	------------------------	--------------------------------------	-------------------------------------	-----------------------------------

PERSONNEL COSTS

1006100	511000		SALARIES & WAGES	292,709	311,781	371,581	371,581	371,581
1006100	511003		SALARIES & WAGES PART TIME	63,486	64,481	113,736	113,736	113,736
1006100	511300		SALARIES - OVERTIME	1,084	-	1,500	1,500	1,500
1006100	512100		GROUP INSURANCE	116,546	80,841	130,137	130,137	130,137
1006100	512200		FICA	21,566	23,328	30,183	30,183	30,183
1006100	512300		MEDICARE	5,044	5,456	7,059	7,059	7,059
1006100	512400		RETIREMENT CONTRIBUTIONS	36,509	40,160	35,127	35,127	35,127
1006100	512440		401A EXPENSE	-	4,000	4,972	4,972	4,972
TOTAL PERSONNEL COSTS				536,943	530,047	694,295	694,295	694,295

CONTRACTED SERVICES

1006100	521200		PROFESSIONAL SERVICES	88	26,400	26,400	26,400	26,400
1006100	521210		PROF SVCS-COUNTY ATTORNEY	520	3,000	3,000	3,000	3,000
1006100	521300		TECHNICAL SERVICES	1,024	1,560	1,638	1,638	1,638
1006100	522100		CLEANING/GARBAGE SERVICES	6,756	7,537	8,290	8,290	8,290
1006100	522200		REPAIRS AND MAINTENANCE	59,098	64,896	77,875	64,896	64,896
1006100	523100		INSURANCE	1,530	5,900	6,490	6,490	6,490
1006100	523200		COMMUNICATIONS	487	650	650	650	650
1006100	523201		POSTAGE	-	50	50	50	50
1006100	523300		ADVERTISING	2,990	4,000	4,000	4,000	4,000
1006100	523450		COPIER CHARGES	1,913	3,450	3,623	3,623	3,623
1006100	523500		TRAVEL	751	1,525	1,525	1,525	1,525
1006100	523600		DUES AND FEES	15,253	17,964	19,760	19,760	19,760
1006100	523700		EDUCATION AND TRAINING	20	1,950	1,950	1,950	1,950
1006100	523850		CONTRACT LABOR	52,388	85,687	85,687	85,687	85,687
TOTAL CONTRACTED SERVICES				142,819	224,569	240,938	227,959	227,959

SUPPLIES

1006100	531100		GENERAL SUPPLIES & MATERIALS	123,485	190,537	209,590	209,590	209,590
1006100	531118		FLEET MAINTENANCE REPAIRS	831	5,000	5,500	5,500	5,500
1006100	531200		UTILITIES	152,726	131,516	152,725	152,725	152,725
1006100	531270		GASOLINE/DIESEL	6,417	5,395	6,474	8,000	8,000
1006100	531300		FOOD	50	-	-	-	-
1006100	531591		RESALE INVENTORY-CONCESSION	430	5,110	6,387	6,387	6,387
1006100	531700		OTHER SUPPLIES	-	2,310	2,887	2,887	2,887
TOTAL SUPPLIES				283,939	339,868	383,563	385,089	385,089

CAPITAL OUTLAY

1006100	541000		CAPITAL - PROPERTY	8,849	-	-	-	-
TOTAL DEBT SERVICE				8,849	-	-	-	-

TOTAL PARKS, RECREATION, & LEISURE SERVICES				972,550	1,094,484	1,318,796	1,307,343	1,307,343
--	--	--	--	----------------	------------------	------------------	------------------	------------------

DEPARTMENT PROFILE

The County Clerk also serves as the Barrow County Keep Barrow Beautiful (KBB) Director. KBB is a local affiliate of the Keep Georgia Beautiful and Keep America Beautiful. The program promotes environmental awareness and education through litter prevention, waste reduction, and beautification programs. KBB conducts annual recycling programs and other events. As the director, the County Clerk serves as the staff contact for the KBB Board and coordinates events for the program.

STAFFING PLAN

Position Title	FY 2021	FY 2022	FY 2023
No positions in this department	-	-	-
TOTAL POSITIONS	-	-	-

FY2023 BUDGET HIGHLIGHTS

Total Budget for Keep Barrow Beautiful - \$21,850. Increased by \$500.

KEEP BARROW BEAUTIFUL

7101

Account Number	Account Description	FY2021 Actual	FY2022 Original Budget	FY2023 Department's Requested Budget	FY2023 Manager's Recommended Budget	FY2023 Commission Approved Budget
----------------	---------------------	---------------	------------------------	--------------------------------------	-------------------------------------	-----------------------------------

CONTRACTED SERVICES

1007101	522100	CLEANING/GARBAGE SERVICES	6,400	15,000	15,000	15,000	15,000
1007101	523500	TRAVEL	-	350	350	350	350
1007101	523600	DUES AND FEES	480	1,000	1,000	1,000	1,000
1007101	523700	EDUCATION AND TRAINING	54	1,500	1,500	1,500	1,500
TOTAL CONTRACTED SERVICES			6,934	17,850	17,850	17,850	17,850

SUPPLIES

1007101	531100	GENERAL SUPPLIES & MATERIALS	606	3,000	3,500	3,500	3,500
1007101	531300	FOOD	87	500	500	500	500
TOTAL SUPPLIES			693	3,500	4,000	4,000	4,000

TOTAL COOPERATIVE EXTENSION SERVICE			7,627	21,350	21,850	21,850	21,850
--	--	--	--------------	---------------	---------------	---------------	---------------

DEPARTMENT PROFILE

The local Cooperative Extension Service, under the direction of the University of Georgia Cooperative Extension, provides lifelong learning to the citizens of Barrow County through research-based education in agriculture, communities, youth, families, and the environment. This office provides updated agricultural research material to local agricultural producers, farmers, and homeowners and conducts soil, forage, and water testing to assist county citizens with their particular soil, insect, weed, and plant disease problems. This office also administers the 4-H program to assist youth in acquiring knowledge and developing life skills through hands-on learning experiences that are focused on agricultural awareness, leadership, communication skills, food and nutrition, health, energy conservation, STEM, and citizenship.

STAFFING PLAN

Position Title	FY 2021	FY 2022	FY 2023
Supplement:			
County Extension Coordinator & 4-H Agent	1	1	1
Agriculture and Natural Resource Agent	1	1	1
County Extension Secretary	1	1	1
4-H Program Assistant (BOE)	1	1	1
4-H Americorp Program Specialist	1	1	1
TOTAL POSITIONS	5	5	5

FY2023 BUDGET HIGHLIGHTS

Salary & Wages - \$100,387. Increased by \$53,667.

COOPERATIVE EXTENSION SERVICE

7110

Account Number	Account Description	FY2021 Actual	FY2022 Original Budget	FY2023 Department's Requested Budget	FY2023 Manager's Recommended Budget	FY2023 Commission Approved Budget
----------------	---------------------	---------------	------------------------	--------------------------------------	-------------------------------------	-----------------------------------

PERSONNEL COSTS

1007110	511000		SALARIES & WAGES	42,840	46,720	100,387	100,387	100,387
1007110	511003		SALARIES & WAGES PART TIME	5,771	-	-	-	-
1007110	512200		FICA	3,011	2,897	6,224	6,224	6,224
1007110	512300		MEDICARE	704	677	1,456	1,456	1,456
1007110	512400		RETIREMENT CONTRIBUTIONS	7,736	9,091	9,091	9,091	9,091
TOTAL PERSONNEL COSTS				60,061	59,385	117,158	117,158	117,158

CONTRACTED SERVICES

1007110	522100		CLEANING/GARBAGE SERVICES	375	1,800	1,800	1,800	1,800
1007110	522200		REPAIRS AND MAINTENANCE	-	100	100	100	100
1007110	523200		COMMUNICATIONS	764	-	365	365	365
1007110	523300		ADVERTISING	208	300	300	300	300
1007110	523450		COPIER CHARGES	3,045	2,157	3,157	3,157	3,157
1007110	523500		TRAVEL	-	2,375	2,975	2,975	2,975
1007110	523600		DUES AND FEES	255	330	710	710	710
1007110	523700		EDUCATION AND TRAINING	490	1,750	2,275	2,275	2,275
TOTAL CONTRACTED SERVICES				5,136	8,812	11,682	11,682	11,682

SUPPLIES

1007110	531100		GENERAL SUPPLIES & MATERIALS	559	750	1,250	1,250	1,250
1007110	531118		FLEET MAINTENANCE REPAIRS	1,315	1,500	1,500	1,500	1,500
1007110	531270		GASOLINE/DIESEL	697	2,000	2,000	2,000	2,000
TOTAL SUPPLIES				2,571	4,250	4,750	4,750	4,750

OTHER COSTS

1007110	572000		PAYMENTS TO OTHER AGENCIES	7,550	7,550	11,110	11,110	11,110
TOTAL OTHER COSTS				7,550	7,550	11,110	11,110	11,110

TOTAL COOPERATIVE EXTENSION SERVICE				75,318	79,997	144,700	144,700	144,700
--	--	--	--	---------------	---------------	----------------	----------------	----------------

DEPARTMENT PROFILE

The Economic Development Department is responsible for the recruitment of new industries and existing industry expansions; manages the local development authorities and the incentive process; responds to state and site selector requests for information (RFI); promotes the county's 270 acre industrial park, known as Park 53, as well as many other industrial sites within the county.

The department also promotes the county to investors, developers, brokers and construction firms; works closely with the Barrow Chamber of Commerce, the Metro Atlanta Chamber of Commerce, the Georgia Economic Developers Association, the Southern Association of Economic Development, the International Economic Development Council, the Transatlantic Business and Investment Council, the Georgia Innovation Crescent Regional Board, the Innovation Corridor Joint Development Authority, and the Northeast Georgia Joint Development Authority.

The department serves as the liaison between local businesses and workforce partners.

The department also promotes the County through various social media platforms to economic development stakeholders and community members; and serves on the Chamber Workforce Development Committee, Adult Literacy Barrow and the Employ Barrow Coalition.

STAFFING PLAN

Position Title	FY 2021	FY 2022	FY 2023
Full-Time:			
Project Coordinator	-	1	1
Part-Time:			
Director	1	1	1
TOTAL POSITIONS	1	2	2

FY2023 BUDGET HIGHLIGHTS

- **Professional Services - Engineering - \$40,000.**
- **Professional Services - Marketing - \$2,500.**
- **Advertising - \$3,000.** This is to pay entertainment bills.
- **Dues & Fees - \$10,415.**
 - \$650 - Georgia Economic Developer's Association Inc. (GEDA)
 - \$300 - Southern Economic Development Council (SEDC)
 - \$455 - International Economic Development Council (IEDC)
 - \$2,750 - Georgia Innovation Crescent Regional Partnership Annual Dues.
 - \$810 - Joint Development Authority - Northeast Georgia
 - \$1,800 - Transatlantic Business & Investment Council Membership fee (TBIC).
 - \$3,000 - Great Southern Publishers, Inc.- Hosting & Maintenance Plan
 - \$1,000 - Great Southern Publishers, Inc.- Yearly Licensing

ECONOMIC DEVELOPMENT

7515

Account Number	Account Description	FY2021 Actual	FY2022 Original Budget	FY2023 Department's Requested Budget	FY2023 Manager's Recommended Budget	FY2023 Commission Approved Budget
----------------	---------------------	---------------	------------------------	--------------------------------------	-------------------------------------	-----------------------------------

PERSONNEL COSTS

1007515	511000	SALARIES & WAGES	-	55,000	57,123	57,123	57,123
1007515	511003	SALARIES & WAGES PART TIME	41,145	48,600	48,991	48,991	48,991
1007515	511300	SALARIES - OVERTIME	3,051	-	-	-	-
1007515	512100	GROUP INSURANCE	-	14,830	13,023	13,023	13,023
1007515	512200	FICA	2,824	6,423	6,579	6,579	6,579
1007515	512300	MEDICARE	660	1,502	1,539	1,539	1,539
1007515	512440	401A EXPENSE	-	1,650	1,650	1,650	1,650
TOTAL PERSONNEL COSTS			47,680	128,005	128,905	128,905	128,905

CONTRACTED SERVICES

1007515	521200	PROFESSIONAL SERVICES	2,914	-	-	-	-
1007515	521210	PROF SVCS-COUNTY ATTORNEY	7,121	10,000	10,000	10,000	10,000
1007515	521215	PROF SVCS-LEGAL	-	1,000	1,000	1,000	1,000
1007515	521216	PROF SVCS-ENGINEERING	47,330	40,000	40,000	40,000	40,000
1007515	521217	PROF SVCS-MARKETING	-	2,500	2,500	2,500	2,500
1007515	523201	POSTAGE	97	100	100	100	100
1007515	523300	ADVERTISING	-	3,000	3,000	3,000	3,000
1007515	523450	COPIER CHARGES	-	300	300	300	300
1007515	523500	TRAVEL	426	3,500	3,500	3,500	3,500
1007515	523600	DUES AND FEES	10,185	10,500	10,500	10,500	10,500
1007515	523700	EDUCATION AND TRAINING	400	3,000	3,000	3,000	3,000
TOTAL CONTRACTED SERVICES			68,472	73,900	73,900	73,900	73,900

SUPPLIES

1007515	531100	GENERAL SUPPLIES & MATERIALS	512	4,000	4,000	4,000	4,000
TOTAL SUPPLIES			512	4,000	4,000	4,000	4,000

TOTAL ECONOMIC & COMMUNITY DEVELOPMENT			116,665	205,905	206,805	206,805	206,805
---	--	--	----------------	----------------	----------------	----------------	----------------

DEPARTMENT PROFILE

Debt Service department accounts for all General Fund debt that is not contained in any other department.

This capital lease was obtained by the Buildings & Grounds department to fund the "Energy Saving Project". The annual energy savings will be used to pay back this capital lease". It is scheduled to be paid off on November 15th, 2027.

STAFFING PLAN

Position Title	FY 2021	FY 2022	FY 2023
No positions in this department	-	-	-
TOTAL POSITIONS	-	-	-

FY2023 BUDGET HIGHLIGHTS

- Total debt is \$80,232; Total principal = \$69,157 and Total Interest = \$11,075.
- Payments of \$40,116.04 are made twice a year, May 15, & November 15.

DEBT SERVICE

8000

Account Number	Account Description	FY2021 Actual	FY2022 Original Budget	FY2023 Department's Requested Budget	FY2023 Manager's Recommended Budget	FY2023 Commission Approved Budget
-------------------	------------------------	------------------	------------------------------	---	--	--

DEBT SERVICE

1008000	581204		CAPT. LEASE PRINC.-WELLS FARGO	65,351	67,227	69,157	69,157	69,157
1008000	582006		CAP. LEASE INT. -WELLS FARGO	14,881	13,005	11,075	11,075	11,075
TOTAL DEBT SERVICE				80,232	80,232	80,232	80,232	80,232

TOTAL DEBT SERVICE				80,232	80,232	80,232	80,232	80,232
--------------------	--	--	--	--------	--------	--------	--------	--------

OTHER FINANCING USES

9000

DEPARTMENT PROFILE

Other financing uses include a limited number of special transactions that are used to account for non-operating expenditures/disbursements. Included in this financial reporting category are operating transfers for capital outlay and debt payments.

STAFFING PLAN

Position Title	FY 2021	FY 2022	FY 2023
No positions in this department	-	-	-
TOTAL POSITIONS	-	-	-

FY2023 BUDGET HIGHLIGHTS

These are transfers from the General Fund to other funds.

- **Transfers Out to Capital Project Fund - \$966,500:**

- \$60,000 - CID/Sheriff's Office - HVAC Upgrade - 233 East Broad Street.
- \$35,000 - Kitchen Renovation for food demonstrations and teaching for Cooperative Ext.
- \$350,000 - Work Release Remodel.
- \$37,500 - Off System Additional LMIG local match.
- \$125,000 - Fleet Shop Renovation .
- \$24,000 - Tile Restrooms Walls/Urinal in Men's Restroom/Raise and replace toilets at the Senior Ctr.
- \$35,000 - Minivan for the Senior Center.
- \$50,000 - Renovate Field 5 - Dethatch, Deep Tyne Aerate, Top Dress, etc. for Parks & Rec.
- \$30,000 - Tennis Courts Resurfacing for Parks & Rec.
- \$60,000 -Dog Park Parking Lot & Curbing for Parks & Rec.
- \$80,000 - Dog Park Lighting for Parks & Rec.
- \$80,000 - Facility Security and Perimeter Fencing for E911.

- **Transfers Out to Capital Project Fund Using Reserve funds - \$2,088,322.**

- \$339,000 - Local match for the Annual LMIG Program grant.
- \$149,322 - Annual Road and Bridge Improvement Program (non LMIG) for resurfacing, dirt road improve. & bridge repairs.
- \$100,000 -Traffic Line Re-Striping and Signs.
- \$1,250,000 - Cedar Creek and SR 211 Realignment improvement. The County is planning to look for grant funding for the balance required to fully fund this project.
- \$250,000 - Countyline - Auburn RD. Bridge Engineering & Repair.

- **Transfers out to E911 Fund - \$319,668.**

OTHER FINANCING USES

9000

Account Number	Account Description	FY2021 Actual	FY2022 Original Budget	FY2023 Department's Requested Budget	FY2023 Manager's Recommended Budget	FY2023 Commission Approved Budget
----------------	---------------------	---------------	------------------------	--------------------------------------	-------------------------------------	-----------------------------------

OTHER FINANCING USES

1009000	610000		TRANSFER OUT CAPITAL PROJ FUND	2,069,416	558,626	2,225,840	966,500	966,500
1009000	610003	RS001	TRANSFER OUT MHTZ RADIO SYSTEM	143,526	-	-	-	-
1009000	610004		TRF OUT CAP PROJ FD-FR RESERVE	-	2,000,000	3,550,000	2,088,322	2,088,322
1009000	610005		TRF OUT CAP PROJ-MOTOR VH RSV	363,000	522,000	-	-	-
1009000	611001		TRANSFERS OUT-E911	-	187,597	249,026	319,668	319,668
TOTAL OTHER FINANCING USES				2,575,942	3,268,223	6,024,866	3,374,490	3,374,490

TOTAL OTHER FINANCING USES				2,575,942	3,268,223	6,024,866	3,374,490	3,374,490
-----------------------------------	--	--	--	------------------	------------------	------------------	------------------	------------------

OUTSIDE AGENCIES

AGENCY PROFILES

Board of County Commissioners funds nine outside agencies that are outside the structure of Barrow County government operations. The county considers these nine agencies essential to the county citizens, and therefore, partly funds their annual operations. The outside agencies are:

Northeast Georgia Regional Commission (1595)

The Northeast Georgia Regional Commission, located in Athens, is one of twelve state-wide regional commissions created to be a focal point for regional issues concerning local government and to be a resource for those governments in a variety of specialized areas. Those areas include government planning, economic development, grant preparation, job training, and aging services. This agency serves 12 Northeast Georgia counties including Barrow County and 54 municipalities.

Barrow County Health Department (5101)

This agency, under the direction of the local Board of Health, determines the county's health needs and develops programs to meet those needs. This Agency administers numerous community health related programs such as health screenings, health services, WIC program, and special health programs for children and infants. In addition, this department has an environmental health unit that reviews plans and inspects tourist accommodations, inspects cleanliness of restaurants, reviews plans and inspects public swimming pools, evaluates and protects private water wells, issues septic tank permits, performs rabies control, investigates health and disease related issues, and performs various public education activities. The county provides this agency with a county-owned building and an annual supplement.

Advantage Behavioral Health System Community Service Board (5102)

The Mental Health, Developmental Disabilities, and Addictive Diseases Community Service Board is the agency responsible for delivering publicly funded mental health, developmental disabilities, and addictive diseases services in ten Northeast Georgia counties including Barrow. The county provides this agency with a county-owned building and an annual supplement.

Department of Family & Children Services (5401)

This agency, under the direction of the Georgia Department of Human Resources Region 5, provides and administers all welfare and public assistance functions for the county including such programs as temporary assistance to needy families (TANF), adult Medicaid, food stamps, employment services, child protective social services, foster care, and adoptions. The county provides this agency with a county-owned building and an annual supplement.

Custom Industries/Barrow County MR Service Center (5405)

A part of Advantage Behavioral Health System Community Service Board, this agency provides an on-site day care program for adults with developmental disabilities. This agency also provides community access group, supportive employment, transportation, self-advocacy, and community living skills. The county provides this agency with a county-owned building and an annual supplement.

OUTSIDE AGENCIES

AGENCY PROFILES (Continued)

Adult Literacy Barrow (5410)

This agency provides adult literacy programs such as GED preparation skills and reading programs. The county provides this agency with an annual supplement.

Barrow County Library Board of Trustees (6500)

The Barrow County Library Board of Trustees offers a full range of library services to all the citizens of the county by participating in a regional library program with the Piedmont Regional Library to meet citizens' informational, educational, and recreational needs. The county provides this agency with a county-owned building and an annual supplement.

Georgia Soil & Water Conservation Commission (7130)

This state agency protects, conserves, and improves the soil and water resources of the state by providing education and public awareness of this agency's goals, conducting demonstrations and seminars, and reviewing erosion and sedimentation control plans. The county provides this agency (Oconee River District Region 2) with a county-owned building and an annual supplement.

Barrow County Farmers Market (7131)

Barrow County Farmers Market purpose is to create a vibrant community event that enhances economic opportunities for local farmers and artisans, provides access to fresh local food, fosters a sense of community, and cultivates educational opportunities related to food and agriculture.

Georgia Forestry Commission (7140)

The county pays this state agency \$4,575 per year based on a formula of \$0.10 per acre for 45,750 acres to participate in the forest wildfire protection program.

Barrow County Chamber of House (7520)

Barrow County Chamber of Commerce is the preeminent organization in our County that brings together businesses of all sizes with civic and community leaders.

OUTSIDE AGENCIES

SUMMARY OF EXPENDITURES

Dept Number	Agency Description	FY2021 Actual	FY2022 Original Budget	FY2023 Department's Requested Budget	FY2023 Manager's Recommended Budget	FY2023 Commission Approved Budget	% Change From FY 2022-23 Budget
1595	NEGA Regional Commission	76,887	75,099	80,000	80,000	80,000	6.53%
5101	Health Department	202,778	202,778	202,778	202,778	202,778	0.00%
5102	Advantage Behavioral CSB	4,154	14,500	15,000	14,500	14,500	0.00%
5401	DFACS	47,790	50,000	60,000	55,000	55,000	10.00%
5405	Custom Industry - MR SVS Center	3,000	10,500	10,500	10,500	10,500	0.00%
5410	Adult Literacy Barrow	15,000	15,000	15,000	15,000	15,000	0.00%
7130	GA Soil & Water Conservation Commission	-	4,000	4,000	4,000	4,000	0.00%
7131	Barrow County Farmers Market	-	-	15,000	15,000	15,000	0.00%
7140	Georgia Forestry Commission	4,575	4,575	4,575	4,575	4,575	0.00%
7520	BC Chamber of Commerce	16,500	17,330	19,350	19,350	19,350	11.66%
	TOTAL EXPENDITURES	370,684	393,782	426,203	420,703	420,703	6.84%

Dept Number	Agency Description	FY2021 Actual	FY2022 Original Budget	FY2023 Department's Requested Budget	FY2023 Manager's Recommended Budget	FY2023 Commission Approved Budget	% Change From FY 2020-21 Budget
6500	Barrow County Library Board of Trustees	233,000	233,000	350,000	253,000	253,000	8.58%
	TOTAL EXPENDITURES	233,000	233,000	350,000	253,000	253,000	8.58%

****Barrow County Library Board of Trustees is being funded by the Planning & Community Dev. Special Revenue Fund *****



BARROW COUNTY

Georgia

SPECIAL REVENUE FUNDS

Special Revenue Funds are used to account for all financial resources that are legally or administratively restricted for special purposes. The county has nineteen (19) Special Revenue Funds as listed below.

- County Law Library Fund (205)
- Confiscated Fund (210)
- School Camera – Safety Program (213)
- Planning and Community Development (214)
- Emergency Telephone System Fund (215)
- County Drug Abuse Treatment & Education Fund (216)
- Drug Court Participant Fees Fund (217)
- Special Programs Fund (218)
- County Supplemental Juvenile Services Fund (219)
- County Jail Fund (220)
- Inmate Commissary Fund (225)
- Grants Fund (250)
- American Rescue Plan Grant (255)
- Winder-Barrow Industrial Building Authority (260)
- Joint Development Authority of Winder – Barrow County (265)
- Barrow-Braselton Joint Economic Development Authority (267)
- Emergency Services / Fire Fund (270)
- 700MHTZ Radio System Maintenance (Fund 272)
- Subdivision Street Lights (Fund 275)

SUMMARY OF SPECIAL REVENUE FUNDS

SUMMARY OF REVENUES

Account Description	FY2021 Actual	FY2022 Original Budget	FY2023 Manager's Recommended Budget	FY2023 Commission Approved Budget	% Change From FY2022-23 Budget
County Law Library Fund (205)	14,733	30,800	30,800	30,800	0.00%
Confiscated Fund (210)	34,523	98,500	98,500	98,500	0.00%
School Camera - Safety Program (213)	-	-	501,000	501,000	100.00%
Planning & Community Development (214)	1,811,136	1,917,679	2,306,392	2,306,392	20.27%
Emergency Telephone System Fund (215)	1,622,579	1,818,647	2,070,718	2,070,718	13.86%
County Drug Abuse Treatment & Education Fund (216)	54,308	62,200	62,200	62,200	0.00%
Drug Court Participant Fees Fund (217)	50,631	72,440	72,440	72,440	0.00%
Special Programs Fund (218)	278,786	363,700	214,015	214,015	-41.16%
County Supplemental Juvenile Services Fund (219)	2,319	4,200	4,200	4,200	0.00%
County Jail Fund (220)	86,246	109,000	86,500	86,500	-20.64%
Inmate Commissary Fund (225)	114,717	90,120	110,120	110,120	22.19%
Grants Fund (250)	2,305,096	1,751,798	1,878,726	1,878,726	7.25%
American Rescue Plan Grant (255)	266	-	-	-	0.00%
Winder-Barrow Industrial Building Authority (260)	100	1,050	1,050	1,050	0.00%
Joint Development Authority of Winder – Barrow County (265)	9	1,050	1,050	1,050	0.00%
Barrow-Braselton Joint Economic Development Authority (267)	-	-	9,000	9,000	100.00%
Emergency Services / Fire Fund (270)	5,592,997	7,842,104	8,218,176	8,218,176	4.80%
700 MHTZ Radio System Maintenance Fund (272)	368,329	490,210	469,033	469,033	-4.32%
Subdivision Street Lights (275)	685,806	707,750	745,055	745,055	5.27%
TOTAL REVENUES	13,022,582	15,361,248	16,878,975	16,878,975	9.88%

SUMMARY OF EXPENDITURES

Account Description	FY2021 Actual	FY2022 Original Budget	FY2023 Manager's Recommended Budget	FY2023 Commission Approved Budget	% Change From FY2022-23 Budget
County Law Library Fund (205)	31,702	30,800	30,800	30,800	0.00%
Confiscated Fund (210)	26,218	98,500	98,500	98,500	0.00%
School Camera - Safety Program (213)	-	-	501,000	501,000	100.00%
Planning & Community Development (214)	987,532	1,917,679	2,306,392	2,306,392	20.27%
Emergency Telephone System Fund (215)	1,609,458	1,818,647	2,070,718	2,070,718	13.86%
County Drug Abuse Treatment & Education Fund (216)	5,823	62,200	62,200	62,200	0.00%
Drug Court Participant Fees Fund (217)	46,321	72,440	72,440	72,440	0.00%
Special Programs Fund (218)	329,771	363,700	214,015	214,015	-41.16%
County Supplemental Juvenile Services Fund (219)	-	4,200	4,200	4,200	0.00%
County Jail Fund (220)	69,908	109,000	86,500	86,500	-20.64%
Inmate Commissary Fund (225)	106,493	90,120	110,120	110,120	22.19%
Grants Fund (250)	1,593,771	1,751,798	1,878,726	1,878,726	7.25%
Winder-Barrow Industrial Building Authority (260)	121,301	1,050	1,050	1,050	0.00%
Joint Development Authority of Winder – Barrow County (265)	54	1,050	1,050	1,050	0.00%
Barrow-Braselton Joint Economic Development Authority (267)	-	-	9,000	9,000	100.00%
Emergency Services / Fire Fund (270)	7,375,345	7,842,104	8,218,176	8,218,176	4.80%
700 MHTZ Radio System Maintenance Fund (272)	374,546	490,210	469,033	469,033	-4.32%
Subdivision Street Lights (275)	663,560	707,750	745,055	745,055	5.27%
TOTAL EXPENDITURES	13,341,804	15,361,248	16,878,975	16,878,975	9.88%

FUND PROFILE

This fund, authorized by O.C.G.A. 36-15-1 to 36-15-9, is used to account for an additional sum not to exceed \$5.00 placed on civil and criminal cases filed in Superior Court, Probate Court, and any other courts of record. These funds are legally restricted to be used for the purchase of law books, reports, texts, periodicals, supplies, desks, and equipment for the operations of the law library among other items.

STAFFING PLAN

Position Title	FY2021	FY2022	FY2023
No positions in this fund	-	-	-
TOTAL POSITIONS	-	-	-

FY2023 BUDGET HIGHLIGHTS

No significant changes

COUNTY LAW LIBRARY FUND**205****REVENUES**

Account Number	Account Description	FY2021 Actual	FY2022 Original Budget	FY2023 Department's Requested Budget	FY2023 Manager's Recommended Budget	FY2023 Commission Approved Budget
----------------	---------------------	---------------	------------------------	--------------------------------------	-------------------------------------	-----------------------------------

FINES & FORFEITURES

20521801	351001		FINES AND FORFEITURES	14,676	30,700	30,700	30,700	30,700
TOTAL FINES & FORFEITURES				14,676	30,700	30,700	30,700	30,700

INTEREST INCOME

20521801	361000		INTEREST REVENUE	57	100	100	100	100
TOTAL INTEREST INCOME				57	100	100	100	100

TOTAL REVENUES				14,733	30,800	30,800	30,800	30,800
-----------------------	--	--	--	---------------	---------------	---------------	---------------	---------------

EXPENDITURES

Account Number	Account Description	FY2021 Actual	FY2022 Original Budget	FY2023 Department's Requested Budget	FY2023 Manager's Recommended Budget	FY2023 Commission Approved Budget
----------------	---------------------	---------------	------------------------	--------------------------------------	-------------------------------------	-----------------------------------

CONTRACTED SERVICES

2052180	523201		POSTAGE	11	300	300	300	300
2052180	523450		COPIER	870	-	-	-	-
TOTAL CONTRACTED SERVICES				881	300	300	300	300

SUPPLIES

2052180	531100		GENERAL SUPPLIES & MATERIALS	1,991	2,500	2,500	2,500	2,500
2052180	531400		BOOKS AND PERIODICALS	26,656.80	25,000	25,000	25,000	25,000
2052180	531600		SMALL EQUIPMENT	2,174	3,000	3,000	3,000	3,000
TOTAL SUPPLIES				30,822	30,500	30,500	30,500	30,500

TOTAL EXPENDITURES				31,702	30,800	30,800	30,800	30,800
---------------------------	--	--	--	---------------	---------------	---------------	---------------	---------------

FUND PROFILE

This fund, authorized by O.C.G.A. 16-13-49 and under the direction of the elected Sheriff, is used to account for revenues generated from confiscated items. These funds are legally restricted to be used for any official law enforcement purpose except for the payment of salaries or rewards to law enforcement personnel.

STAFFING PLAN

Position Title	FY2021	FY2022	FY2023
No positions in this fund	-	-	-
TOTAL POSITIONS	-	-	-

FY2023 BUDGET HIGHLIGHTS

No significant changes

CONFISCATED FUND

210

REVENUES

Account Number	Account Description	FY2021 Actual	FY2022 Original Budget	FY2023 Department's Requested Budget	FY2023 Manager's Recommended Budget	FY2023 Commission Approved Budget
----------------	---------------------	---------------	------------------------	--------------------------------------	-------------------------------------	-----------------------------------

FINES & FORFEITURES

21022001	351300	CONFISCATIONS: DISTRICT ATTORNEY	9,391	30,000	30,000	30,000	30,000
21033001	351300	CONFISCATIONS: SHERIFF	17,435	43,200	43,200	43,200	43,200
TOTAL FINES & FORFEITURES			26,826	73,200	73,200	73,200	73,200

INTEREST INCOME

21022001	361000	INTEREST REVENUE: DISTRICT ATTORNEY	49	100	100	100	100
21033001	361000	INTEREST REVENUE: SHERIFF	47	200	200	200	200
TOTAL INTEREST INCOME			97	300	300	300	300

USE OF RESERVES

21033001	392103	USE OF RESERVES	-	25,000	25,000	25,000	25,000
TOTAL USE OF RESERVES			-	25,000	25,000	25,000	25,000

TRANSFERS IN

21033001	392105	SALE OF FIXED ASSETS-VEHICLES	7,600	-	-	-	-
TOTAL TRANSFERS IN			7,600	-	-	-	-

TOTAL REVENUES			34,523	98,500	98,500	98,500	98,500
----------------	--	--	--------	--------	--------	--------	--------

EXPENDITURES

Account Number	Account Description	FY2021 Actual	FY2022 Original Budget	FY2023 Department's Requested Budget	FY2023 Manager's Recommended Budget	FY2023 Commission Approved Budget
----------------	---------------------	---------------	------------------------	--------------------------------------	-------------------------------------	-----------------------------------

CONTRACTED SERVICES

2102200	521200	PROFESSIONAL SERVICES	-	2,000	2,000	2,000	2,000
2102200	523500	TRAVEL	1,695	2,000	2,000	2,000	2,000
2102200	523600	DUES AND FEES	-	500	500	500	500
2102200	523700	EDUCATION & TRAINING	225	3,000	3,000	3,000	3,000
2103300	521200	PROFESSIONAL SERVICES	445	1,000	1,000	1,000	1,000
2103300	522200	REPAIRS AND MAINTENANCE	-	500	500	500	500
2103300	523200	COMMUNICATIONS	-	500	500	500	500
2103300	523500	TRAVEL	1,296	7,000	7,000	7,000	7,000
2103300	523600	DUES AND FEES	485	300	300	300	300
2103300	523700	EDUCATION AND TRAINING	306	5,500	5,500	5,500	5,500
2103300	523900	OTHER PURCHASED SERVICES	-	5,000	5,000	5,000	5,000
TOTAL CONTRACTED SERVICES			4,453	27,300	27,300	27,300	27,300

SUPPLIES

2102200	531100	GENERAL SUPPLIES & MATERIALS	2,134	2,600	2,600	2,600	2,600
2102200	531600	SMALL EQUIPMENT	7,633	10,000	10,000	10,000	10,000
2103300	531100	GENERAL SUPPLIES & MATERIALS	11,998	25,000	25,000	25,000	25,000
2103300	531118	FLEET MAINTENANCE REPAIRS	-	7,000	7,000	7,000	7,000
TOTAL SUPPLIES			21,765	44,600	44,600	44,600	44,600

CAPITAL OUTLAY

2102200	542000	CAPITAL OUTLAY-MACH&EQUIP	-	10,000	10,000	10,000	10,000
2103300	541000	CAPITAL OUTLAY-PROPERTY	-	7,000	7,000	7,000	7,000
2103300	542000	CAPITAL OUTLAY-MACH&EQUIP	-	9,600	9,600	9,600	9,600
TOTAL CAPITAL OUTLAY			-	26,600	26,600	26,600	26,600

TOTAL EXPENDITURES			26,218	98,500	98,500	98,500	98,500
--------------------	--	--	--------	--------	--------	--------	--------

SCHOOL CAMERA - SAFETY PROGRAM

213

FUND PROFILE

The school zone cameras were put in place to help deter speeding in school zones and to also help decrease the number accidents occurring in school zones. Per state law, all money received through the implementation of the school zone cameras may only be spent on public safety initiatives.

STAFFING PLAN

STAFFING PLAN

Position Title	FY2021	FY2022	FY2023
No positions in this fund	-	-	-
TOTAL POSITIONS	-	-	-

FY2023 BUDGET HIGHLIGHTS

This is a new fund. Total FY2023 Budget is \$501,000

SCHOOL CAMERA - SAFETY PROGRAM**213****REVENUES**

Account Number	Account Description	FY2021 Actual	FY2022 Original Budget	FY2023 Department's Requested Budget	FY2023 Manager's Recommended Budget	FY2023 Commission Approved Budget
----------------	---------------------	---------------	------------------------	--------------------------------------	-------------------------------------	-----------------------------------

FINES & FORFEITURES

21333001	351001		FINES AND FORFEITURES	-	-	500,000	500,000	500,000
TOTAL FINES & FORFEITURES				-	-	500,000	500,000	500,000

INTEREST INCOME

21333001	361000		INTEREST REVENUES	-	-	1,000	1,000	1,000
TOTAL INTEREST INCOME				-	-	1,000	1,000	1,000

TOTAL REVENUES				-	-	501,000	501,000	501,000
-----------------------	--	--	--	---	---	----------------	----------------	----------------

EXPENDITURES

Account Number	Account Description	FY2021 Actual	FY2022 Original Budget	FY2023 Department's Requested Budget	FY2023 Manager's Recommended Budget	FY2023 Commission Approved Budget
----------------	---------------------	---------------	------------------------	--------------------------------------	-------------------------------------	-----------------------------------

CONTRACTED SERVICES

2133300	523600		DUES AND FEES	-	-	3,000	3,000	3,000
TOTAL CONTRACTED SERVICES				-	-	3,000	3,000	3,000

SUPPLIES

2133300	531200		UTILITIES	-	-	10,000	10,000	10,000
TOTAL SUPPLIES				-	-	10,000	10,000	10,000

CAPITAL OUTLAY

2133300	542000		CAPITAL OUTLAY-MACH&EQUIP	-	-	150,000	150,000	150,000
TOTAL CAPITAL OUTLAY				-	-	150,000	150,000	150,000

OTHER COSTS

2133300	579000		CONTINGENCIES	-	-	338,000	338,000	338,000
TOTAL OTHER COSTS				-	-	338,000	338,000	338,000

TOTAL EXPENDITURES				-	-	501,000	501,000	501,000
---------------------------	--	--	--	---	---	----------------	----------------	----------------

DEPARTMENT PROFILE

The function of Barrow County Department of Planning and Community Development is to promote and enhance the quality of life of residents, visitors, property owners, and businesses of Barrow County. The Department accomplishes its mission through programs and services that encourage high quality development as well as maintenance and revitalization of existing neighborhoods.

The Department provides administration of the county's Comprehensive Plan, Unified Development Code (UDC), occupational tax licensing, alcohol licensing, and most recent State of Georgia building codes. This department processes and provides code inspection services for development and building permits, business license, alcohol license, erosion & sediment control permits, and other UDC regulations. The Department also administers the zoning and variance process and provides staff support to the Planning Commission and Board of Appeals. The department is also responsible for updating the official zoning map, the county's Comprehensive Plan 2018-2023, and the state required short-term work program, as well as, provides technical assistance to citizens, developers, builders, and other county departments.

The **Geographic Information System (GIS)** division provides a support function to all county departments and the general public by creating, updating, and maintaining an efficient geographic information system. This division also assigns and maintains the structure street address system and approves all street and subdivision names for the entire county and all municipalities.

STAFFING PLAN

Position Title	FY 2021	FY 2022	FY 2023
Full Time:			
Director	1	1	1
GIS & Floodplain Administrator	1	1	1
Planner	-	1	-
Community Development Administrator	1	1	1
Code Enforcement and Development Inspector	1	1	-
Code Compliance and Development Inspector	-	1	2
Community Development Coordinator	1	1	2
Planning & Zoning Coordinator			1
Planning and Community Development Clerk	1	1	-
Development & Code Enforcement Supervisor	-	-	1
Planning Administrative Assistant	-	-	1
Per Meeting:			
Planning Commission Member	7	7	7
Board of Appeals Member	7	7	7
TOTAL POSITIONS	20	22	24

FY2023 BUDGET HIGHLIGHTS

- **Salary & Wages - \$610,536.** Increased by \$160,488.
 - \$70,778 - for the Development & Code Enforcement Supervisor new position.
 - \$37,959 - for the Planning Administrative Assistant new position.
- **Professional Services - \$255,000.** Increased by \$105,000
 - \$175,000 for Bueru Veritas for building inspection.
- **Professional Services-FG103 - \$0.**
 - Local match for the Comprehensive Transportation Study has been moved to the General Fund.
- **Prof Svcs- County Attorney - \$150,000.** Increased by \$75,000 due to increased hours of legal representation Planning Study reviews (Per the Chairman) and ordinances reviews.
- **On Demand Planning Services - \$72,000.** This is a new service.
- **TV Recording - \$4,000.**
 - For Video Recording of the Planning Commission Meetings. It costs \$300 per recording.

FY2023 BUDGET HIGHLIGHTS (Continued)

- **Communications - \$2,400.**
 - Payment for cellphones. Monthly fee is about \$126.

- **Repairs & Maintenance - \$15,000. Increased by \$800:**
 - \$9,800 for Munis annual fee for Business licenses & building permits.
- **Insurance - \$2,188.** This is the General Insurance Liability.
- **Small Equipment - \$22,000. Increased by \$21,000.**
 - Two additional computers, 3 desks, chairs & 7 iPad for the BOA
- **Capital Outlay - \$10,000.**
 - For the Plotter - Printer.
- **Contingencies - \$559,447.** Increased by \$236,217.
- **\$21,600 Fund Balance for Planting trees has been transferred to the General Fund.**
 - In FY2020, \$1,400 was used to plant trees at the E911/Fire Station.
- **Library Board of Trustees - \$253,000. Increased by \$20,000**

Revenue generated in the Planning & Community Development Special Revenue Fund:

Alcohol Beverage license:	\$ 130,000
Business License General:	175,000
Sign Permits:	6,000
Building & Equipment Permits:	1,150,000
Development Fees - General:	268,500
NPDES Land Disturbance Fees:	5,000
NRCS-Soil & Erosion Review:	15,000
Variance Applications:	12,000
Rezone Applications:	45,000
Special Use Applications:	2,000
Printing & Duplicating	1,500
Sale of Maps & Publications:	500
Interest Revenue	1,400
Miscellaneous Revenue:	-
Credit Card Fees	5,000
Use of Reserve	489,492
TOTAL	<u>\$2,306,392</u>

The Planning & Community Development Department was set up as a Special Revenue Fund. User fees, regulatory fees, and revenues derived from the unincorporated area of the county are used to fund the services provided by Community Development Department. The services provided by Community Development are:

- Planning & Zoning
- Code Enforcement
- Development Permitting
- Building & Sign Permitting
- Geographic Information Systems
- Business Licensing & Occupational Tax
- Alcohol Business Licensing & Permitting

The department budget for FY2023 \$2,306,392.

Currently, unincorporated area revenues exceed the funding necessary to provide services primarily for the benefit of the unincorporated area of the county. The FY2023 General Fund budget includes unincorporated revenues derived from Alcohol Excise Taxes \$479,381, Cable Franchise Taxes \$450,000 and Financial Institution Taxes \$100,000. These three unincorporated area revenues (FY 2023 Budget: 1,029,381) will remain in the General Fund until such time as needed to fund additional services provided primarily for the benefit of the unincorporated area of the county.

PLANNING & COMMUNITY DEVELOPMENT

214

REVENUES

Account Number	Account Description	FY2021 Actual	FY2022 Original Budget	FY2023 Department's Requested Budget	FY2023 Manager's Recommended Budget	FY2023 Commission Approved Budget
----------------	---------------------	---------------	------------------------	--------------------------------------	-------------------------------------	-----------------------------------

LICENSES AND PERMITS

21474001	321100	ALCOHOLIC BEVERAGE LICENSE	112,603	130,000	130,000	130,000	130,000
21474001	321200	BUSINESS LICENSE -GENERAL	183,209	175,000	175,000	175,000	175,000
21474001	322230	SIGN PERMITS	7,684	5,000	6,000	6,000	6,000
21474001	323100	BUILDING & EQUIPMENT PERMITS	1,090,288	800,000	1,150,000	1,150,000	1,150,000
TOTAL LICENSES AND PERMITS			1,393,783	1,110,000	1,461,000	1,461,000	1,461,000

CHARGES FOR SERVICES

21474001	341390	DEVELOPMENT FEES-GENERAL	273,339	150,000	268,500	268,500	268,500
21474001	341393	NPDES-LAND DISTURBANCE FEES	3,897	3,000	5,000	5,000	5,000
21474001	341394	NRCS-SOIL & EROSION REVIEW	19,414	10,000	15,000	15,000	15,000
21474001	341399	VARIANCE APPLICATIONS	14,618	12,000	12,000	12,000	12,000
21474002	341395	REZONE APPLICATIONS	86,181	42,000	45,000	45,000	45,000
21474002	341398	SPECIAL USE APPLICATIONS	3,200	3,000	2,000	2,000	2,000
21474002	341400	PRINTING AND DUPLICATING	9,381	500	1,500	1,500	1,500
21474002	341930	SALE OF MAPS & PUBLICATION	-	1,000	500	500	500
TOTAL CHARGES FOR SERVICES			410,029	221,500	349,500	349,500	349,500

INTEREST REVENUE

21400001	361002	GA FUND 1 INTEREST REVENUE	902	2,000	1,000	1,000	1,000
21400001	361003	INVESTMENT ACCT CS&B INTEREST	655	-	300	300	300
21474001	361000	INTEREST REVENUES	177	500	100	100	100
TOTAL INTEREST REVENUE			1,734	2,500	1,400	1,400	1,400

MISCELLANEOUS REVENUES

21474001	389004	MISCELLANEOUS REVENUE	52	50	-	-	-
21474002	389004	MISCELLANEOUS REVENUE	-	100	-	-	-
21474002	389015	CREDIT CARD FEES	5,537	2,000	5,000	5,000	5,000
TOTAL MISCELLANEOUS REVENUES			5,589	2,150	5,000	5,000	5,000

USE OF RESERVES

21474002	392103	USE OF RESERVES	-	581,529	489,492	489,492	489,492
TOTAL USE OF RESERVES			-	581,529	489,492	489,492	489,492
TOTAL REVENUES			1,811,136	1,917,679	2,306,392	2,306,392	2,306,392

PLANNING & COMMUNITY DEVELOPMENT

214

EXPENDITURES

Account Number	Account Description	FY2021 Actual	FY2022 Original Budget	FY2023 Department's Requested Budget	FY2023 Manager's Recommended Budget	FY2023 Commission Approved Budget
----------------	---------------------	---------------	------------------------	--------------------------------------	-------------------------------------	-----------------------------------

PERSONNEL COSTS

2147400	511000		SALARIES & WAGES	361,917	450,048	648,495	610,536	610,536
2147400	511300		SALARIES-OVERTIME	87	-	-	-	-
2147400	512100		GROUP INSURANCE	94,058	127,361	186,380	186,380	186,380
2147400	512200		FICA	21,870	27,903	40,207	37,854	37,854
2147400	512300		MEDICARE	5,115	6,526	9,404	8,853	8,853
2147400	512400		RETIREMENT CONTRIBUTIONS	29,314	32,245	28,204	28,204	28,204
2147400	512440		401A EXPENSE	4,497	6,284	8,984	8,984	8,984
2147400	512700		WORKERS COMPENSATIONS	-	1,132	1,528	1,528	1,528
TOTAL PERSONNEL COSTS				516,857	651,499	923,202	882,339	882,339

CONTRACTED SERVICES

2147400	521200		PROFESSIONAL SERVICES	77,914	150,000	255,000	255,000	255,000
2147400	521200	FG103	PROFESSIONAL SERVICES	-	62,500	62,500	-	-
2147400	521201		PROFESSIONAL SERVICES- IT	7,000	7,350	7,350	7,718	7,718
2147400	521210		PROF SVCS-COUNTY ATTORNEY	99,871	75,000	150,000	150,000	150,000
2147400	521222		ON DEMAND PLANNING SERVICES	-	72,000	72,000	72,000	72,000
2147400	521400		TV RECORDING	3,300	4,000	4,000	4,000	4,000
2147400	522200		REPAIRS AND MAINTENANCE	12,268	11,800	15,000	15,000	15,000
2147400	523100		INSURANCE	-	2,000	2,188	2,188	2,188
2147400	523200		COMMUNICATIONS	724	1,600	2,400	2,400	2,400
2147400	523201		POSTAGE	2,321	2,000	2,000	2,000	2,000
2147400	523300		ADVERTISING	3,256	4,000	4,000	4,000	4,000
2147400	523400		PRINTING AND BINDING	1,705	2,500	2,500	2,500	2,500
2147400	523450		COPIER CHARGES	3,980	4,000	4,000	4,000	4,000
2147400	523500		TRAVEL	824	5,000	5,000	5,000	5,000
2147400	523600		DUES AND FEES	2,173	3,500	3,500	3,500	3,500
2147400	523700		EDUCATION AND TRAINING	1,674	5,000	5,000	5,000	5,000
2147400	523900		OTHER PURCHASED SERVICES	12,301	6,000	6,000	6,000	6,000
TOTAL CONTRACTED SERVICES				229,310	418,250	602,438	540,306	540,306

SUPPLIES

2147400	531100		GENERAL SUPPLIES & MATERIALS	4,702	6,700	6,700	6,700	6,700
2147400	531118		FLEET MAINTENANCE REPAIRS	1,260	2,000	2,000	2,000	2,000
2147400	531270		GASOLINE/DIESEL	1,764	2,000	9,000	9,000	9,000
2147400	531600		SMALL EQUIPMENT	638	1,000	22,000	22,000	22,000
TOTAL SUPPLIES				8,364	11,700	39,700	39,700	39,700

CAPITAL OUTLAY

2147400	542000	EQ102		-	-	10,000	10,000	10,000
2147400	542000	SO031	ENERGOV SOFTWARE	-	280,000	-	-	-
TOTAL CAPITAL OUTLAY				-	280,000	10,000	10,000	10,000

OTHER COSTS

2146500	572000		PAYMENTS TO OTHER AGENCIES	233,000	233,000	350,000	253,000	253,000
2147400	579000		CONTINGENCIES	-	323,230	559,447	559,447	559,447
TOTAL OTHER COSTS				233,000	556,230	909,447	812,447	812,447

OTHER FINANCING SOURCES

2147400	611006		TF OUT - GF - PLANTING TREES	-	-	21,600	21,600	21,600
TOTAL OTHER FINANCING SOURCES				-	-	21,600	21,600	21,600
TOTAL EXPENDITURES				987,532	1,917,679	2,506,387	2,306,392	2,306,392

FUND PROFILE

The Emergency Communications Division is the Public Safety Answering Point for Barrow County including the Cities of Auburn, Statham and Winder and the towns of Bethlehem and Carl. The agency receives all emergency 911 calls. The agency also provides dispatch services to Barrow County Sheriff, Fire and Emergency Medical Services, Auburn Police, Statham and Winder Police Departments and Winder Fire Department.

The agency is funded through the Barrow County General Fund and the Emergency Telephone System Fund as authorized by O.C.G.A 46-5-133 and by a county resolution imposing a monthly telephone subscriber surcharge of \$1.50 per telephone line, including landline, post-paid wireless, prepaid wireless and VOIP subscribers. The fees are collected by the Georgia Department of Revenue and deposited into the Barrow County Emergency Telephone System Fund monthly. The funds are restricted by O.C.G.A. 46-5-134 and can only be used for cost associated with the operation of the county-wide Public Safety Answering Point.

STAFFING PLAN

Position Title	FY 2021	FY 2022	FY 2023
Full Time:			
Emergency Communications Systems Manager	-	-	1
Emergency Communications Operations Manager	-	-	1
Emergency Communications Manager	1	1	-
Assistant Communications Manager	1	1	-
Open Records Technician	1	1	1
Shift Supervisor	4	4	4
Senior Communications Officer	4	4	4
Communications Officer	14	14	14
Part Time:			
Communications Officer	8	-	-
TOTAL POSITIONS	33	25	25

FY2023 BUDGET HIGHLIGHTS

- **Built in Over-Time - \$192,848. Increased by \$33,462.**
- **Professional Services - \$20,200.**
 - \$600 for Project Adam
 - \$1,000 for Physicals/Hearing Test
 - \$2,000 for GSI Mapping
- **Professional Services - IT - \$32,000: - For general IT services. Increased by 5%.**
 - \$16,065 for Tech Optics for E911 System Services
 - \$15,935 for general IT services. It increased by 5%.
- **Repairs & Maintenance - \$83,945.**
 - \$1,500 for UPS (PM)
 - \$31,380 for Phone System Maintenance
 - \$4,020 for Phone System Text2911 Maintenance

FY2023 BUDGET HIGHLIGHTS (Continued)

- **Repairs & Maintenance (Continued):**
 - \$2,750 for Voice Recorder
 - \$1,200 for Generator
 - \$25,287 for CAD Maintenance
 - \$2,800 for Personal Communications Equipment
 - \$1,210 for PlanIt Software (Scheduling)
 - \$1,409 for ESRI Mapping Maintenance
 - \$1,969 for Net Motion (AVLS)
 - \$1,958 for Critical Dispatch Training (New Hire)
- **Communications - \$95,000. Decreased by \$16,992:**
 - \$3,071 for Verizon
 - \$42,500 for Windstream
 - \$57,000 for AT&T (Trunk Lines)
 - \$560 for Comcast
 - \$5,741 for GCIC Connection
 - \$1,800 for Language Line
 - \$1,320 for Comcast Text2911(dedicated line)
- **Travel - \$7,175::**
 - \$500 for POST Travel Communications Class
 - \$1,000 for POST Certification Class
 - \$1,920 for GA Records Association Hotel
 - \$300 for GA Records Conference Food
- **Dues & Fees - 1,210:**
 - \$184 for APCO Membership (2)
 - \$137 for NENA Membership (2)
 - \$165 for POST Application Fees
 - \$120 for Georgia Records Association Membership
 - \$350 for American Records Management Association
- **Supplies - \$8,000. Increased by \$3,000:**
 - \$ 2,500 for Janitorial Supplies
 - \$1,500 for Office Supplies
- **Utilities- \$19,540:**
 - \$10,818 for JEMC
 - \$875 for BC Water Authority
 - \$2,184 for Comcast
- **Small Equipment - \$5,000. Increased by \$4,330.**
 - \$4,330 for the Shredder.
- **Indirect Cost Allocation - \$27,500:**
 - This is for the 700MTZ Radio System.

EMERGENCY TELEPHONE SYSTEM FUND**215****REVENUES**

Account Number	Account Description	FY2021 Actual	FY2022 Original Budget	FY2023 Department's Requested Budget	FY2023 Manager's Recommended Budget	FY2023 Commission Approved Budget
----------------	---------------------	---------------	------------------------	--------------------------------------	-------------------------------------	-----------------------------------

CHARGES FOR SERVICES

21538002	342515	E-911 LANDLINE CHARGES	444,125	330,000	332,000	450,000	450,000
21538002	342516	E-911 CELLPHONE CHARGES	828,286	960,000	962,000	950,000	950,000
21538002	342517	E911 PREPAID PHONE CHARGES	348,748	340,000	348,000	350,000	350,000
21538002	342518	FIRE WORKS EXCISE TAX	585	550	550	550	550
TOTAL CHARGES FOR SERVICES			1,621,745	1,630,550	1,642,550	1,750,550	1,750,550

MISCELLANEOUS REVENUE

21538002	389004	MISCELLANEOUS REVENUE	834	500	500	500	500
TOTAL MISCELLANEOUS REVENUE			834	500	500	500	500

OTHER FINANCING SOURCES

21538001	391200	OPERATING TRANSFER-IN	-	187,597	249,026	319,668	319,668
TOTAL MISCELLANEOUS REVENUE			-	187,597	249,026	319,668	319,668

TOTAL REVENUES			1,622,579	1,818,647	1,892,076	2,070,718	2,070,718
-----------------------	--	--	------------------	------------------	------------------	------------------	------------------

EMERGENCY TELEPHONE SYSTEM FUND

215

EXPENDITURES

Account Number	Account Description	FY2021 Actual	FY2022 Original Budget	FY2023 Department's Requested Budget	FY2023 Manager's Recommended Budget	FY2023 Commission Approved Budget
PERSONNEL COSTS						
2153800 511000	SALARIES & WAGES	796,492	854,178	1,034,509	1,034,509	1,034,509
2153800 511003	SALARIES & WAGES PART TIME	4,266	4,424	4,424	4,424	4,424
2153800 511300	SALARIES - OVERTIME	145,466	25,343	25,343	25,343	25,343
2153800 511301	SALARIES-BUILT-IN OVERTIME	-	159,386	192,848	192,848	192,848
2153800 512100	GROUP INSURANCE	232,465	261,061	278,748	278,748	278,748
2153800 512200	FICA	57,701	64,687	77,942	77,942	77,942
2153800 512300	MEDICARE	13,495	15,128	18,229	18,229	18,229
2153800 512400	RETIREMENT CONTRIBUTIONS	104,471	102,918	90,018	90,018	90,018
2153800 512440	401A EXPENSE	10,307	11,061	11,061	11,061	11,061
2153800 512700	WORKERS COMPENSATION	-	3,270	1,528	1,528	1,528
TOTAL PERSONNEL COSTS		1,364,663	1,501,456	1,734,650	1,734,650	1,734,650
CONTRACTED SERVICES						
2153800 521200	PROFESSIONAL SERVICES	18,541	21,400	20,200	20,200	20,200
2153801 521201	PROFESSIONAL SERVICES - IT	10,642	11,174	32,000	32,000	32,000
2153800 521210	PROF SVCS-COUNTY ATTORNEY	1,505	1,000	7,000	7,000	7,000
2153800 522100	CLEANING/GARBAGE SERVICES	-	900	2,200	2,200	2,200
2153800 522200	REPAIRS AND MAINTENANCE	69,464	86,437	83,945	83,945	83,945
2153800 523100	INSURANCE	-	2,000	2,188	2,188	2,188
2153800 523200	COMMUNICATIONS	94,459	111,992	95,000	95,000	95,000
2153800 523201	POSTAGE	377	250	250	250	250
2153800 523300	ADVERTISING	-	-	100	100	100
2153800 523400	PRINTING AND BINDING	201	370	450	450	450
2153800 523450	COPIER CHARGES	1,892	1,920	4,000	4,000	4,000
2153800 523500	TRAVEL	823	8,400	7,175	7,175	7,175
2153800 523600	DUES AND FEES	1,110	901	1,210	1,210	1,210
2153800 523700	EDUCATION AND TRAINING	1,585	11,000	11,000	11,000	11,000
TOTAL CONTRACTED SERVICES		200,598	257,744	266,718	266,718	266,718
SUPPLIES						
2153800 531100	GENERAL SUPPLIES & MATERIALS	4,243	5,000	8,000	8,000	8,000
2153800 531118	FLEET MAINTENANCE REPAIRS	211	250	750	750	750
2153800 531150	UNIFORMS	5,231	7,130	6,000	6,000	6,000
2153800 531200	UTILITIES	17,560	13,877	19,540	19,540	19,540
2153800 531270	GASOLINE/DIESEL	1,399	1,000	2,100	2,100	2,100
2153800 531400	BOOKS AND PERIODICALS	-	143	460	460	460
2153800 531600	SMALL EQUIPMENT	759	670	5,000	5,000	5,000
TOTAL SUPPLIES		29,403	28,070	41,850	41,850	41,850
INTERFUND/INTERDEPARTMENT						
2153800 551100 RS001	INDIRECT ALLOCATION COST	14,794	31,377	27,500	27,500	27,500
TOTAL INTERFUND/INTERDEPARTMENT		14,794	31,377	27,500	27,500	27,500
TOTAL EXPENDITURES		1,609,458	1,818,647	2,070,718	2,070,718	2,070,718

FUND PROFILE

This fund, authorized by O.C.G.A. 15-21-100 to 15-21-101, is used to account for an additional 50% penalty placed on certain drug related fines collected in Superior Court, Magistrate Court, Probate Court, and Municipal Court. These funds are legally restricted to be used for drug abuse treatment and education programs relating to controlled substances, alcohol, marijuana, and purposes of the county's drug court and mental health.

STAFFING PLAN

Position Title	FY2021	FY2022	FY2023
No positions in this fund	-	-	-
TOTAL POSITIONS	-	-	-

FY2023 BUDGET HIGHLIGHTS

- No significant changes from the previous fiscal year.

DRUG ABUSE TREATMENT & EDUCATION FUND

216

REVENUES

Account Number	Account Description	FY2021 Actual	FY2022 Original Budget	FY2023 Department's Requested Budget	FY2023 Manager's Recommended Budget	FY2023 Commission Approved Budget
----------------	---------------------	---------------	------------------------	--------------------------------------	-------------------------------------	-----------------------------------

FINES & FORFEITURES

21621501	351111	Z0001	DRUG ABUSE TREAT&EDUC	5,172	20,000	20,000	20,000	20,000
21621801	351111	Z0001	DRUG ABUSE TREAT&EDUC	34,633	30,000	30,000	30,000	30,000
21623001	351111	Z0001	DRUG ABUSE TREAT&EDUC	7,308	-	-	-	-
21624001	351111	Z0001	DRUG ABUSE TREAT&EDUC	-	1,000	1,000	1,000	1,000
21624501	351111	Z0001	DRUG ABUSE TREAT&EDUC	7,020	3,000	3,000	3,000	3,000
TOTAL FINES & FORFEITURES				54,133	54,000	54,000	54,000	54,000

INTEREST INCOME

21621501	361000	Z0001	INTEREST INCOME	175	150	150	150	150
TOTAL INTEREST INCOME				175	150	150	150	150

USE OF RESERVES

21621501	392101	Z0001	RESERVES	-	8,050	8,050	8,050	8,050
TOTAL INTEREST INCOME				-	8,050	8,050	8,050	8,050

TOTAL REVENUES				54,308	62,200	62,200	62,200	62,200
-----------------------	--	--	--	---------------	---------------	---------------	---------------	---------------

EXPENDITURES

Account Number	Account Description	FY2021 Actual	FY2022 Original Budget	FY2023 Department's Requested Budget	FY2023 Manager's Recommended Budget	FY2023 Commission Approved Budget
----------------	---------------------	---------------	------------------------	--------------------------------------	-------------------------------------	-----------------------------------

PERSONNEL COSTS

2162151	511400	Z0001	EXTRA DUTY-DRUG TREATMENT	-	10,000	10,000	10,000	10,000
2163300	511400	Z0001	EXTRA DUTY-DRUG TREATMENT	1,764	30,000	30,000	30,000	30,000
TOTAL PERSONNEL COSTS				1,764	40,000	40,000	40,000	40,000

CONTRACTED SERVICES

2162150	523200	Z0001	COMMUNICATIONS	944	-	-	-	-
2162151	523200	Z0001	COMMUNICATIONS	-	1,200	1,200	1,200	1,200
2162151	523500	Z0001	TRAVEL	-	2,000	2,000	2,000	2,000
2162151	523700	Z0001	EDUCATION AND TRAINING	-	2,000	2,000	2,000	2,000
2162151	523850	Z0001	CONTRACT LABOR	78	2,000	2,000	2,000	2,000
2162200	521200	Z0001	PROFESSIONAL SERVICES	3,038	12,000	12,000	12,000	12,000
TOTAL CONTRACTED SERVICES				4,059	19,200	19,200	19,200	19,200

SUPPLIES

2162151	531100	Z0001	GENERAL SUPPLIES & MATERIALS	-	3,000	3,000	3,000	3,000
TOTAL SUPPLIES				-	3,000	3,000	3,000	3,000

TOTAL EXPENDITURES				5,823	62,200	62,200	62,200	62,200
---------------------------	--	--	--	--------------	---------------	---------------	---------------	---------------

FUND PROFILE**Drug Participant Fees**

This fund is used to account for participant fees collected by the county's drug court to defray the drug court's expenses. These funds are restricted to be used for the county's drug court expenses.

Mental Health Participant Fees

This fund is used to account for participant fees collected by the county's mental health court to defray the mental health court's expenses. These funds are restricted to be used for the county's mental health court expenses.

STAFFING PLAN

Position Title	FY2021	FY2022	FY2023
No positions in this fund	-	-	-
TOTAL POSITIONS	-	-	-

FY2023 BUDGET HIGHLIGHTS

- Three sources of revenue:
 - Drug Court Participant Fee (FG038) - \$45,440
 - Mental Health Court Participant Fee (GD002) - \$5,000.
 - Drug Court Lab fee (GD001) - \$20,000

DRUG COURT PARTICIPANT FEES FUND

217

REVENUES

Account Number	Account Description	FY2021 Actual	FY2022 Original Budget	FY2023 Department's Requested Budget	FY2023 Manager's Recommended Budget	FY2023 Commission Approved Budget
----------------	---------------------	---------------	------------------------	--------------------------------------	-------------------------------------	-----------------------------------

INTEREST INCOME

21721511	361000		INTEREST INCOME	342	2,000	2,000	2,000	2,000
TOTAL INTEREST INCOME				342	2,000	2,000	2,000	2,000

CHARGES FOR SERVICES

21721512	341130	FG038	DRUG COURT FEES	50,239	45,440	45,440	45,440	45,440
21721512	341130	GD001	DRUG COURT FEES	-	20,000	20,000	20,000	20,000
21721512	341130	GD002	DRUG COURT FEES	50	5,000	5,000	5,000	5,000
TOTAL CHARGES FOR SERVICES				50,289	70,440	70,440	70,440	70,440

TOTAL REVENUES				50,631	72,440	72,440	72,440	72,440
----------------	--	--	--	--------	--------	--------	--------	--------

EXPENDITURES

Account Number	Account Description	FY2021 Actual	FY2022 Original Budget	FY2023 Department's Requested Budget	FY2023 Manager's Recommended Budget	FY2023 Commission Approved Budget
----------------	---------------------	---------------	------------------------	--------------------------------------	-------------------------------------	-----------------------------------

PERSONNEL SERVICES

2172151	511000	FG038	SALARIES & WAGES	2,255	2,255	2,255	2,255	2,255
2172151	511400	FG038	EXTR DUTY-DRUG TREATMENT	39,666	10,000	10,000	10,000	10,000
2172151	512200	FG038	FICA	140	140	140	140	140
2172151	512300	FG038	MEDICARE	33	33	33	33	33
TOTAL PERSONNEL SERVICES				42,094	12,428	12,428	12,428	12,428

CONTRACTED SERVICES

2172151	523450	FG038	COPIER CHARGES	1,530	1,610	1,610	1,610	1,610
2172151	523500	FG038	TRAVEL	109	-	-	-	-
2172151	523850	FG038	CONTRACT LABOR	-	10,000	10,000	10,000	10,000
2172151	523850	GD001	CONTRACT LABOR	-	10,000	10,000	10,000	10,000
2172151	523850	GD002	CONTRACT LABOR	-	2,000	2,000	2,000	2,000
2172151	523900	FG038	OTHER PURCHASED SERVICES	-	1,500	1,500	1,500	1,500
2172151	523900	GD001	OTHER PURCHASED SERVICES	-	5,000	5,000	5,000	5,000
2172151	523900	GD002	OTHER PURCHASED SERVICES	-	1,500	1,500	1,500	1,500
TOTAL CONTRACTED SERVICES				1,640	31,610	31,610	31,610	31,610

SUPPLIES

2172151	531100	FG038	GENERAL SUPPLIES & MATERIALS	959	2,000	2,000	2,000	2,000
2172151	531100	GD001	GENERAL SUPPLIES & MATERIALS	998	5,000	5,000	5,000	5,000
2172151	531100	GD002	GENERAL SUPPLIES & MATERIALS	-	1,500	1,500	1,500	1,500
TOTAL SUPPLIES				1,957	8,500	8,500	8,500	8,500

OTHER COSTS

2172151	579000	FG038	CONTINGENCIES	631	19,902	19,902	19,902	19,902
TOTAL OTHER COSTS				631	19,902	19,902	19,902	19,902

TOTAL EXPENDITURES				46,321	72,440	72,440	72,440	72,440
--------------------	--	--	--	--------	--------	--------	--------	--------

FUND PROFILE

This fund is to account for contributions, donations, and other revenue sources given by citizens or companies to be used for specific purposes. These funds are restricted to be used for the intended purposes.

STAFFING PLAN

Position Title	FY2021	FY2022	FY2023
No positions in this fund	-	-	-
TOTAL POSITIONS	-	-	-

FY2023 BUDGET HIGHLIGHTS

No significant Changes

SPECIAL PROGRAMS FUND**218**

Account Number	Account Description	FY2021 Actual	FY2022 Original Budget	FY2023 Department's Requested Budget	FY2023 Manager's Recommended Budget	FY2023 Commission Approved Budget
----------------	---------------------	---------------	------------------------	--------------------------------------	-------------------------------------	-----------------------------------

Z0004 DONATIONS & EVENTS**REVENUES****MISCELLANEOUS REVENUE**

21833001	371007	Z0004	DONATIONS-SHERIFF'S DEPT	21,519	30,000	30,000	30,000	30,000
TOTAL MISCELLANEOUS REVENUE				21,519	30,000	30,000	30,000	30,000

TOTAL REVENUES FOR Z0004				21,519	30,000	30,000	30,000	30,000
---------------------------------	--	--	--	---------------	---------------	---------------	---------------	---------------

EXPENDITURES**SUPPLIES**

2183300	531100	Z0004	GENERAL SUPPLIES & MATERIALS	27,600	30,000	30,000	30,000	30,000
TOTAL SUPPLIES				27,600	30,000	30,000	30,000	30,000

TOTAL EXPENDITURES FOR Z0004				27,600	30,000	30,000	30,000	30,000
-------------------------------------	--	--	--	---------------	---------------	---------------	---------------	---------------

GF005 REC DEPT. SPECIAL EVENTS RESTRICTED**REVENUES****CHARGES FOR SERVICES**

21861002	347904	GF005	SPECIAL EVENTS	7,167	3,700	3,700	3,700	3,700
TOTAL CHARGES FOR SERVICES				7,167	3,700	3,700	3,700	3,700

TOTAL REVENUES FOR GF005				7,167	3,700	3,700	3,700	3,700
---------------------------------	--	--	--	--------------	--------------	--------------	--------------	--------------

CONTRACTED SERVICES

2186100	522200	GF005	REPAIRS AND MAINTENANCE	-	300	300	300	300
2186100	523500	GF005	TRAVEL	-	400	400	400	400
2186100	523600	GF005	DUES AND FEES	650	500	500	500	500
2186100	523850	GF005	CONTRACT LABOR	2,595	1,000	1,000	1,000	1,000
TOTAL CONTRACTED SERVICES				3,245	2,200	2,200	2,200	2,200

SUPPLIES

2186100	531100	GF005	GENERAL SUPPLIES & MATERIALS	-	1,500	1,500	1,500	1,500
TOTAL SUPPLIES				-	1,500	1,500	1,500	1,500

TOTAL EXPENDITURES FOR GF005				3,245	3,700	3,700	3,700	3,700
-------------------------------------	--	--	--	--------------	--------------	--------------	--------------	--------------

SPECIAL PROGRAMS FUND

218

Account Number	Account Description	FY2021 Actual	FY2022 Original Budget	FY2023 Department's Requested Budget	FY2023 Manager's Recommended Budget	FY2023 Commission Approved Budget
----------------	---------------------	---------------	------------------------	--------------------------------------	-------------------------------------	-----------------------------------

Z0006 - ECONOMIC & COMMUNITY DEVELOPMENT

REVENUES

MISCELLANEOUS REVENUE

21875151	322900	Z0006	PILOT BOND PROCEEDS	249,782	227,565	179,815	179,815	179,815
21875151	361000		INTEREST REVENUES	317	500	500	500	500
TOTAL MISCELLANEOUS REVENUES Z0006				250,100	228,065	180,315	180,315	180,315

USE OF RESERVES

21875151	392103	Z0006	USE OF RESERVES	-	101,935	-	-	-
TOTAL USE OF RESERVES				-	101,935	-	-	-

TOTAL REVENUE FOR Z0006				250,100	330,000	180,315	180,315	180,315
--------------------------------	--	--	--	----------------	----------------	----------------	----------------	----------------

CONTRACTED SERVICES

21875151	521200	Z0006	PROFESSIONAL SERVICES	5,344	30,000	-	-	-
TOTAL CONTRACTED SERVICES				5,344	30,000	-	-	-

CAPITAL OUTLAY

21875151	541000	FG075	CAPITAL - PROPERTY	293,583	-	-	-	-
21875151	541000	Z0006	CAPITAL - PROPERTY	-	300,000	180,315	180,315	180,315.00
TOTAL CAPITAL OUTLAY				293,583	300,000	180,315	180,315	180,315

TOTAL EXPENDITURES FOR Z0006				298,927	330,000	180,315	180,315	180,315
-------------------------------------	--	--	--	----------------	----------------	----------------	----------------	----------------

TOTAL EXPENDITURES FOR SPECIAL PROGRAMS FUND				329,771	363,700	214,015	214,015	214,015
---	--	--	--	----------------	----------------	----------------	----------------	----------------

TOTAL REVENUES FOR SPECIAL PROGRAMS FUND				278,786	363,700	214,015	214,015	214,015
---	--	--	--	----------------	----------------	----------------	----------------	----------------

FUND PROFILE

This fund, authorized by O.C.G.A. 15-11-71, is used to account for supervision fees collected by the county's Juvenile Court to care for juveniles that are in the court's care. These funds are legally restricted for housing, educational, counseling, mediation, transportation, restitution, and work experience expenses.

STAFFING PLAN

Position Title	FY2021	FY2022	FY2023
No positions in this fund	-	-	-
TOTAL POSITIONS	-	-	-

FY2023 BUDGET HIGHLIGHTS

- No significant changes.

SUPPLEMENTAL JUVENILE SERVICES FUND**219****REVENUES**

Account Number	Account Description	FY2021 Actual	FY2022 Original Budget	FY2023 Department's Requested Budget	FY2023 Manager's Recommended Budget	FY2023 Commission Approved Budget
----------------	---------------------	---------------	------------------------	--------------------------------------	-------------------------------------	-----------------------------------

FINES & FORFEITURES

21926002	341104	Z0003	JUVENILE SUPERVISION FEES	2,240	4,000	4,000	4,000	4,000
TOTAL FINES & FORFEITURES				2,240	4,000	4,000	4,000	4,000

INTEREST INCOME

21926001	361000	Z0003	INTEREST REVENUES	79	200	200	200	200
TOTAL INTEREST INCOME				79	200	200	200	200

TOTAL REVENUES				2,319	4,200	4,200	4,200	4,200
-----------------------	--	--	--	--------------	--------------	--------------	--------------	--------------

EXPENDITURES

Account Number	Account Description	FY2021 Actual	FY2022 Original Budget	FY2023 Department's Requested Budget	FY2023 Manager's Recommended Budget	FY2023 Commission Approved Budget
----------------	---------------------	---------------	------------------------	--------------------------------------	-------------------------------------	-----------------------------------

CONTRACTED SERVICES

2192600	521200	Z0003	PROFESSIONAL SERVICES	-	4,200	4,200	4,200	4,200
TOTAL CONTRACTED SERVICES				-	4,200	4,200	4,200	4,200

TOTAL EXPENDITURES				-	4,200	4,200	4,200	4,200
---------------------------	--	--	--	----------	--------------	--------------	--------------	--------------

FUND PROFILE

This fund, authorized by O.C.G.A. 15-21-90 to 15-21-95, is used to account for an additional 10% penalty placed on all criminal and traffic cases and cases involving violations of county ordinances collected in the county courts. These funds are legally restricted to be used for the purpose of constructing, operating, and staffing county jails, correctional institutions, and detention facilities.

STAFFING PLAN

Position Title	FY2021	FY2022	FY2023
No positions in this fund	-	-	-
TOTAL POSITIONS	-	-	-

FY2023 BUDGET HIGHLIGHTS

No significant change.

COUNTY JAIL FUND

220

REVENUES

Account Number	Account Description	FY2021 Actual	FY2022 Original Budget	FY2023 Department's Requested Budget	FY2023 Manager's Recommended Budget	FY2023 Commission Approved Budget
----------------	---------------------	---------------	------------------------	--------------------------------------	-------------------------------------	-----------------------------------

FINES & FORFEITURES

22033261	351135		COUNTY JAIL RESTRICTED	85,902	108,500	86,000	86,000	86,000
TOTAL FINES & FORFEITURES				85,902	108,500	86,000	86,000	86,000

INTEREST INCOME

22033261	361000		INTEREST INCOME	345	500	500	500	500
TOTAL INTEREST INCOME				345	500	500	500	500

TOTAL REVENUES				86,246	109,000	86,500	86,500	86,500
-----------------------	--	--	--	---------------	----------------	---------------	---------------	---------------

EXPENDITURES

Account Number	Account Description	FY2021 Actual	FY2022 Original Budget	FY2023 Department's Requested Budget	FY2023 Manager's Recommended Budget	FY2023 Commission Approved Budget
----------------	---------------------	---------------	------------------------	--------------------------------------	-------------------------------------	-----------------------------------

PROFESSIONAL SERVICES

2203326	521200		PROFESSIONAL SERVICES	-	10,000	10,000	10,000	10,000
2203326	521200	ST001	PROFESSIONAL SERVICES	2,316	-	15,000	15,000	15,000
TOTAL OTHER COSTS				2,316	10,000	25,000	25,000	25,000

CAPITAL OUTLAY

2203326	541000	BL020	CAPITAL - PROPERTY	-	41,000	-	-	-
2203326	541000	BL021	CAPITAL - PROPERTY	-	50,000	-	-	-
2203326	541000	BL022	CAPITAL - PROPERTY	-	8,000	-	-	-
2203326	542000	EQ070	CAPITAL OUTLAY-MACH&EQUIP	47,175	-	-	-	-
2203326	542000	EQ072	CAPITAL OUTLAY-MACH&EQUIP	20,417	-	-	-	-
TOTAL CAPITAL OUTLAY				67,592	99,000	-	-	-

OTHER COSTS

2203326	579000		CONTINGENCIES	-	-	61,500	61,500	61,500
TOTAL OTHER COSTS				-	-	61,500	61,500	61,500

TOTAL EXPENDITURES				69,908	109,000	86,500	86,500	86,500
---------------------------	--	--	--	---------------	----------------	---------------	---------------	---------------

FUND PROFILE

This Fund is used to account for funds that come from canteen commissions, social security incentives, and any indigent debt collected. These funds are restricted to be used for paying inmate expenses including uniforms, personal hygiene products and mattresses while incarcerated at the county detention facility.

STAFFING PLAN

Position Title	FY2021	FY2022	FY2023
No positions in this fund	-	-	-
TOTAL POSITIONS	-	-	-

FY2023 BUDGET HIGHLIGHTS

- No significant changes.

INMATE COMMISSARY FUND**225****REVENUES**

Account Number	Account Description	FY2021 Actual	FY2022 Original Budget	FY2023 Department's Requested Budget	FY2023 Manager's Recommended Budget	FY2023 Commission Approved Budget	% Change From FY2022-23 Budget
----------------	---------------------	---------------	------------------------	--------------------------------------	-------------------------------------	-----------------------------------	--------------------------------

CHARGES FOR SERVICES

22533262	342902		COMMISSARY COMMISSIONS	114,640	90,000	110,000	110,000	110,000	22.22%
TOTAL CHARGES FOR SERVICES				114,640	90,000	110,000	110,000	110,000	22.22%

INTEREST REVENUE

22533262	361000		INTEREST REVENUE	77	120	120	120	120	0.00%
TOTAL INTEREST REVENUE				77	120	120	120	120	0.00%

TOTAL REVENUES				114,717	90,120	110,120	110,120	110,120	22.19%
-----------------------	--	--	--	----------------	---------------	----------------	----------------	----------------	---------------

EXPENDITURES

Account Number	Account Description	FY2021 Actual	FY2022 Original Budget	FY2023 Department's Requested Budget	FY2023 Manager's Recommended Budget	FY2023 Commission Approved Budget	% Change From FY2022-23 Budget
----------------	---------------------	---------------	------------------------	--------------------------------------	-------------------------------------	-----------------------------------	--------------------------------

CONTRACTED SERVICES

2253326	522200		REPAIRS AND MAINTENANCE	-	2,000	10,000	10,000	10,000	400.00%
TOTAL CONTRACTED SERVICES				-	2,000	10,000	10,000	10,000	400.00%

SUPPLIES

2253326	531100		GENERAL SUPPLIES & MATERIALS	106,493	88,120	100,120	100,120	100,120	13.62%
TOTAL SUPPLIES				106,493	88,120	100,120	100,120	100,120	13.62%

TOTAL EXPENDITURES				106,493	90,120	110,120	110,120	110,120	22.19%
---------------------------	--	--	--	----------------	---------------	----------------	----------------	----------------	---------------

FUND PROFILE

This fund is used to account for various grant awards received by the county for a variety of uses. These funds are restricted to be used for the intended grant purposes

STAFFING PLAN

Position Title	FY 2021	FY 2022	FY 2023
No positions in this fund	-	-	-
TOTAL POSITIONS	-	-	-

FY2023 BUDGET HIGHLIGHTS

- County staff will continue to track 11 active grant awards totaling \$1,751,798

- 1) Mental Health Court (SG053) - \$90,740.
- 2) Adult Felony Drug Court (SG054) - \$165,417
- 3) Family Treatment Court (SG056) - \$79,800.
- 4) Georgia Superior Courts-Supplimtal (SG055) - \$3,000.
- 5) Victims of Crime act (VOCA - FY2022) (FG107) - \$8,129.
- 6) Emergency Management Performance Partnership (FG106)- \$22,992.
- 7) 2023 LMIG (SR087) - \$1,130,000.
- 8) 2023 Off-System Additional LMIG (SR088) - \$125,000.
- 9) Senior Citizens Center FG023) 196,847.
- 10) Barrow County Farmer's market (FG094) - \$20,000
- 11) Hazard Mitigation Plan - HMA (FG111) - \$36,801

- **The following Grants balances are going to be rolled forward from FY2022 to FY2023:**

- 1) ACCG-Intern Program (OG017) - \$1,159.39
- 8) Edward Byrne JAG Grant (FG108) - \$10,000
- 5) ACCG-Employee Safety Grant Program-GSIWCF (OG018) - \$1,246.19
- 6) DOT Grant for West Winder By Pass - Supplemental (SWW01) - \$3,758.98
- 7) DOT Grant for West Winder By Pass (SWW01) - \$115,692.72
DOT Grant for West Winder By Pass (SWW08) - \$1,085,954.20
- 8) Edward Byrne JAG Grant (FG091) - \$446
- 9) PATEN Grant-GOHS (FG092) - \$11,896.86
- 9) PATEN Grant-GOHS (FG097) - \$12,240.07
- 10) Georgia Superior Courts-Supplemental (SG028) - \$123.45
- 11) Georgia Superior Courts-Supplemental (SG032) - \$1,500
- 12) Georgia Superior Courts-Supplemental (SG039) - \$2,500
- 13) Georgia Superior Courts-Supplemental (SG039) - \$1,400
- 13) PETCO Charities (OG007) - \$7.63
- 14) Georgia Pet Foundation Inc. (OG011) - \$5,680.80
- 15) Humane Society #SpayTogether (OG014) - \$125
- 16) NE GA Regional Commission-CARES Act (FG101) - \$34,030.20
- 16) NE GA Regional Commission-CARES FFCRA Meals (FG102) - \$40,502.07
- 17) ARC CTP Program (FG103) - \$250,000
- 18) ARC SR316 (Univ. Pkwy.) Corridor Study (FG104) - \$107,291.4

GRANTS FUND

250

Account Number	Account Description	FY2021 Actual	FY2022 Original Budget	FY2023 Department's Requested Budget	FY2023 Manager's Recommended Budget	FY2023 Commission Approved Budget
----------------	---------------------	---------------	------------------------	--------------------------------------	-------------------------------------	-----------------------------------

SG053: MENTAL HEALTH COURT REVENUES-INTERGOVERNMENTAL

25021513	334314	SG053	MENTAL HEALTH COURT	-	-	90,740	90,740	90,740
TOTAL INTERGOVERNMENTAL REVENUE				-	-	90,740	90,740	90,740

TOTAL REVENUES FOR SG053				-	-	90,740	90,740	90,740
---------------------------------	--	--	--	---	---	---------------	---------------	---------------

EXPENDITURES PERSONNEL COSTS

2502151	511000	SG053	SALARIES & WAGES	-	-	4,402	4,402	4,402
2502151	512200	SG053	FICA	-	-	273	273	273
2502151	512300	SG053	MEDICARE	-	-	64	64	64
TOTAL PERSONNEL COSTS				-	-	4,739	4,739	4,739

CONTRACTED SERVICES

2502151	523500	SG053	TRAVEL	-	-	945	945	945
2502151	523850	SG053	CONTRACT LABOR	-	-	63,556	63,556	63,556
2502151	523900	SG053	OTHER PURCHASED SERVICES	-	-	1,500	1,500	1,500
TOTAL CONTRACTED SERVICES				-	-	66,001	66,001	66,001

SUPPLIES

2502151	531100	SG053	GENERAL SUPPLIES & MATERIALS	-	-	20,000	20,000	20,000
TOTAL SUPPLIES				-	-	20,000	20,000	20,000

TOTAL EXPENDITURES FOR SG053				-	-	90,740	90,740	90,740
-------------------------------------	--	--	--	---	---	---------------	---------------	---------------

SG054: ADULT FELONY DRUG COURT REVENUES-INTERGOVERNMENTAL

25021513	334314	SG054	ADULT FELONY DRUG COURT	-	-	165,417	165,417	165,417
TOTAL INTERGOVERNMENTAL REVENUE				-	-	165,417	165,417	165,417

TOTAL REVENUES FOR SG054				-	-	165,417	165,417	165,417
---------------------------------	--	--	--	---	---	----------------	----------------	----------------

EXPENDITURES PERSONNEL COSTS

2502151	511000	SG054	SALARIES & WAGES	-	-	20,369	20,369	20,369
2502151	511400	SG054	EXTRA DUTY-DRUG TREATMENT	-	-	25,000	25,000	25,000
2502151	512200	SG054	FICA	-	-	1,118	1,118	1,118
2502151	512300	SG054	MEDICARE	-	-	261	261	261
TOTAL PERSONNEL COSTS				-	-	46,748	46,748	46,748

CONTRACTED SERVICES

2502151	523500	SG054	TRAVEL	-	-	2,550	2,550	2,550
2502151	523850	SG054	CONTRACT LABOR	-	-	60,333	60,333	60,333
2502151	523900	SG054	OTHER PURCHASED SERVICES	-	-	2,786	2,786	2,786
TOTAL CONTRACTED SERVICES				-	-	65,669	65,669	65,669

SUPPLIES

2502151	531100	SG054	GENERAL SUPPLIES & MATERIALS	-	-	53,000	53,000	53,000
TOTAL SUPPLIES				-	-	53,000	53,000	53,000

TOTAL EXPENDITURES FOR SG054				-	-	165,417	165,417	165,417
-------------------------------------	--	--	--	---	---	----------------	----------------	----------------

SG055: GEORGIA SUPERIOR COURTS SUPPLEMENT REVENUES-INTERGOVERNMENTAL

25021513	334314	SG055	GEORGIA SUPERIOR COURTS SUPPLEMENT	-	-	3,000	3,000	3,000
TOTAL INTERGOVERNMENTAL REVENUE				-	-	3,000	3,000	3,000

TOTAL REVENUES FOR SG055				-	-	3,000	3,000	3,000
---------------------------------	--	--	--	---	---	--------------	--------------	--------------

SUPPLIES

2502151	531100	SG055	GENERAL SUPPLIES & MATERIALS	-	-	3,000	3,000	3,000
TOTAL SUPPLIES				-	-	3,000	3,000	3,000

TOTAL EXPENDITURES FOR SG055				-	-	3,000	3,000	3,000
-------------------------------------	--	--	--	---	---	--------------	--------------	--------------

GRANTS FUND

Account Number	Account Description	FY2021 Actual	FY2022 Original Budget	FY2023 Department's Requested Budget	FY2023 Manager's Recommended Budget
----------------	---------------------	---------------	------------------------	--------------------------------------	-------------------------------------

SG056: FAMILY TREATMENT COURT - FY2023

REVENUES-INTERGOVERNMENTAL

2502151	334314	SG056	FAMILY TREATMENT COURT - FY2023	-	-	79,800	79,800
TOTAL INTERGOVERNMENTAL REVENUE				-	-	79,800	79,800

TOTAL REVENUES FOR SG056				-	-	79,800	79,800
---------------------------------	--	--	--	---	---	---------------	---------------

EXPENDITURES

PERSONNEL COSTS

2502151	511000	SG056	SALARIES & WAGES	-	-	14,961	14,961
2502151	511400	SG056	EXTRA DUTY-DRUG TREATMENT	-	-	9,880	9,880
TOTAL PERSONNEL COSTS				-	-	24,841	24,841

CONTRACTED SERVICES

2502151	523500	SG056	TRAVEL	-	-	1,351	1,351
2502151	523850	SG056	CONTRACT LABOR	-	-	39,245	39,245
2502151	523900	SG056	OTHER PURCHASED SERVICES	-	-	4,826	4,826
TOTAL CONTRACTED SERVICES				-	-	45,422	45,422

SUPPLIES

2502151	531100	SG056	GENERAL SUPPLIES & MATERIALS	-	-	9,537	9,537
TOTAL SUPPLIES				-	-	9,537	9,537

TOTAL EXPENDITURES FOR SG056				-	-	79,800	79,800
-------------------------------------	--	--	--	---	---	---------------	---------------

FG107: VICTIMS OF CRIME ACT (VOCA)

REVENUES-INTERGOVERNMENTAL

25022003	331177	FG107	VICTIMS OF CRIME ACT (VOCA)	-	39,758	8,129	8,129
TOTAL INTERGOVERNMENTAL REVENUE				-	39,758	8,129	8,129

TOTAL REVENUES FOR FG107				-	39,758	8,129	8,129
---------------------------------	--	--	--	---	---------------	--------------	--------------

EXPENDITURES

PERSONNEL COSTS

2502200	511000	FG107	SALARIES & WAGES	-	29,424	7,356	7,356
2502200	512100	FG107	GROUP INSURANCE	-	7,248	-	-
2502200	512200	FG107	FICA	-	1,786	447	447
2502200	512300	FG107	MEDICARE	-	417	105	105
2502200	512440	FG107	401A EXPENSE	-	883	221	221
TOTAL PERSONNEL COSTS				-	39,758	8,129	8,129

TOTAL EXPENDITURES FOR FG107				-	39,758	8,129	8,129
-------------------------------------	--	--	--	---	---------------	--------------	--------------

FG106 - EMERGENCY MANAGEMENT PERFORMANCE GRANT

REVENUES-INTERGOVERNMENTAL

25039203	334112	FG106	EMERGENCY MGMT. PERF. GRANT	-	22,992	22,992	22,992
TOTAL INTERGOVERNMENTAL REVENUE				-	22,992	22,992	22,992

TOTAL REVENUES FOR FG106				-	22,992	22,992	22,992
---------------------------------	--	--	--	---	---------------	---------------	---------------

EXPENDITURES

PERSONNEL COSTS

2503920	511000	FG106	SALARIES & WAGES	-	21,209	21,209	21,209
2503920	512200	FG106	FICA	-	1,445	1,445	1,445
2503920	512300	FG106	MEDICARE	-	338	338	338
TOTAL PERSONNEL COSTS				-	22,992	22,992	22,992

TOTAL EXPENDITURES FOR FG106				-	22,992	22,992	22,992
-------------------------------------	--	--	--	---	---------------	---------------	---------------

GRANTS FUND

250

Account Number	Account Description	FY2021 Actual	FY2022 Original Budget	FY2023 Department's Requested Budget	FY2023 Manager's Recommended Budget	FY2023 Commission Approved Budget
----------------	---------------------	---------------	------------------------	--------------------------------------	-------------------------------------	-----------------------------------

FG111 - HAZARD MITIGATION PLAN - HMA

REVENUES-INTERGOVERNMENTAL

25039203	334130	FG111	HAZARD MITIGATION GRANT PRG	-	-	36,801	36,801	36,801
TOTAL INTERGOVERNMENTAL REVENUE				-	-	36,801	36,801	36,801

TOTAL REVENUES FOR FG111				-	-	36,801	36,801	36,801
--------------------------	--	--	--	---	---	--------	--------	--------

EXPENDITURES

CONTRACTED SERVICES

2503920	521200	FG111	PROFESSIONAL SERVICES	-	-	36,801	36,801	36,801
TOTAL CONTRACTED SERVICES				-	-	36,801	36,801	36,801

TOTAL EXPENDITURES FOR FG111				-	-	36,801	36,801	36,801
------------------------------	--	--	--	---	---	--------	--------	--------

SR087: GEORGIA DEPT. OF TRANSPORTATION - 2023 LMIG PROGRAM

REVENUES-INTERGOVERNMENTAL

25042003	334116	SR087	2023 LMIG PROGRAM	-	-	1,130,000	1,130,000	1,130,000
TOTAL INTERGOVERNMENTAL				-	-	1,130,000	1,130,000	1,130,000

TOTAL REVENUES FOR SR087				-	-	1,130,000	1,130,000	1,130,000
--------------------------	--	--	--	---	---	-----------	-----------	-----------

EXPENDITURES

2504200	541000	SR087	2023 LMIG PROGRAM	-	-	1,130,000	1,130,000	1,130,000
TOTAL INTERGOVERNMENTAL EXPENSE				-	-	1,130,000	1,130,000	1,130,000

TOTAL EXPENDITURES FOR SR087				-	-	1,130,000	1,130,000	1,130,000
------------------------------	--	--	--	---	---	-----------	-----------	-----------

SR088: GEORGIA DEPT. OF TRANSPORTATION - 2023 OFF-SYSTEM ADDT'L LMIG

REVENUES-INTERGOVERNMENTAL

25042003	334116	SR088	2023 OFF-SYSTEM ADDT'L LMIG	-	-	125,000	125,000	125,000
TOTAL INTERGOVERNMENTAL				-	-	125,000	125,000	125,000

TOTAL REVENUES FOR SR088				-	-	125,000	125,000	125,000
--------------------------	--	--	--	---	---	---------	---------	---------

EXPENDITURES

2504200	541000	SR088	2023 OFF-SYSTEM ADDT'L LMIG	-	-	125,000	125,000	125,000
TOTAL CAPITAL OUTLAY				-	-	125,000	125,000	125,000

TOTAL EXPENDITURES FOR SR088				-	-	125,000	125,000	125,000
------------------------------	--	--	--	---	---	---------	---------	---------

FG023 SENIOR CENTER: NE GA RC

REVENUES - INTERGOVERNMENTAL

25054043	331151	FG023	SENIOR CENTER-FEDERAL	112,869	120,387	125,825	125,825	125,825
25054043	331152	FG023	SENIOR CTR-FED-TRANSPORTATION	25,936	39,685	45,122	45,122	45,122
25054043	334111	FG023	SENIOR CENTER-STATE	62,689	20,463	25,900	25,900	25,900
TOTAL INTERGOVERNMENTAL REVENUE				201,494	180,535	196,847	196,847	196,847

TOTAL REVENUES FOR FG023				201,494	180,535	196,847	196,847	196,847
--------------------------	--	--	--	---------	---------	---------	---------	---------

GRANTS FUND

250

Account Number	Account Description	FY2021 Actual	FY2022 Original Budget	FY2023 Department's Requested Budget	FY2023 Manager's Recommended Budget	FY2023 Commission Approved Budget
----------------	---------------------	---------------	------------------------	--------------------------------------	-------------------------------------	-----------------------------------

FG023 SENIOR CENTER: NE GA RC

EXPENDITURES

PERSONNEL COSTS

2505404	511000	FG023	SALARIES & WAGES	88,994	-	-	-	-
TOTAL PERSONNEL COSTS				88,994	-	-	-	-

CONTRACTED SERVICES

2505404	521200	FG023	PROFESSIONAL SERVICES	4,950	7,750	7,750	7,750	7,750
2505404	521300	FG023	TECHNICAL SERVICES	360	510	535	535	535.00
2505404	522100	FG023	CLEANING/GARBAGE SERVICES	2,258	2,508	2,633	2,633	2,633
2505404	522200	FG023	REPAIRS AND MAINTENANCE	11,538	8,000	9,200	9,200	9,200
2505404	523200	FG023	COMMUNICATIONS	1,114	1,608	1,608	1,608	1,608
2505404	523201	FG023	POSTAGE	17	50	50	50	50
2505404	523300	FG023	ADVERTISING	-	1,900	1,900	1,900	1,900
2505404	523400	FG023	PRINTING AND BINDING	-	300	300	300	300
2505404	523450	FG023	COPIER CHARGES	1,824	1,000	1,100	1,100	1,100
2505404	523600	FG023	DUES AND FEES	455	600	600	600	600
2505404	523700	FG023	EDUCATION AND TRAINING	379	1,750	1,750	1,750	1,750
TOTAL CONTRACTED SERVICES				22,895	25,976	27,426	27,426	27,426

SUPPLIES

2505404	531100	FG023	GENERAL SUPPLIES & MATERIALS	10,771	9,800	11,270	11,270	11,270
2505404	531118	FG023	FLEET MAINTENANCE REPAIRS	4,353	8,100	9,720	9,720	9,720
2505404	531200	FG023	UTILITIES	12,869	15,500	15,500	15,500	15,500
2505404	531270	FG023	GASOLINE/DIESEL	3,069	14,910	16,401	16,401	16,401
2505404	531300	FG023	FOOD	58,544	102,812	113,093	113,093	113,093
2505404	531600	FG023	SMALL EQUIPMENT	-	3,437	3,437	3,437	3,437
TOTAL SUPPLIES				89,606	154,559	169,421	169,421	169,421
TOTAL EXPENDITURES FOR FG023				201,494	180,535	196,847	196,847	196,847

FG094 - THE BARROW COUNTY FARMER'S MARKET

REVENUES - INTERGOVERNMENTAL

25071313	343203	FG094	USDA-FARMER'S MARKET	7,202	56,913	20,000	20,000	20,000
TOTAL INTERGOVERNMENTAL REVENUE				7,202	56,913	20,000	20,000	20,000

TOTAL REVENUES FOR FG094				7,202	56,913	20,000	20,000	20,000
---------------------------------	--	--	--	--------------	---------------	---------------	---------------	---------------

EXPENDITURES

OTHER COSTS

2507131	572000	FG094	PAYMENTS TO OTHER AGENCIES	11,914	56,913	20,000	20,000	20,000
TOTAL OTHER COSTS				11,914	56,913	20,000	20,000	20,000

TOTAL EXPENDITURES FOR FG094				11,914	56,913	20,000	20,000	20,000
-------------------------------------	--	--	--	---------------	---------------	---------------	---------------	---------------

TOTAL REVENUES - ACTIVE GRANTS				208,696	300,198	1,878,726	1,878,726	1,878,726
---------------------------------------	--	--	--	----------------	----------------	------------------	------------------	------------------

TOTAL EXPENDITURES - ACTIVE GRANTS				213,408	300,198	1,878,726	1,878,726	1,878,726
---	--	--	--	----------------	----------------	------------------	------------------	------------------

CLOSED GRANTS

REVENUES - INTERGOVERNMENTAL

TOTAL INTERGOVERNMENTAL FOR CLOSED GRANTS				2,096,400	1,451,600	-	-	-
--	--	--	--	------------------	------------------	----------	----------	----------

EXPENDITURES

TOTAL EXPENDITURES CLOSED GRANTS				1,380,363	1,451,600	-	-	-
---	--	--	--	------------------	------------------	----------	----------	----------

TOTAL REVENUES - GRANTS FUND				2,305,096	1,751,798	1,878,726	1,878,726	1,878,726
-------------------------------------	--	--	--	------------------	------------------	------------------	------------------	------------------

TOTAL EXPENDITURES - GRANTS FUND				1,593,771	1,751,798	1,878,726	1,878,726	1,878,726
---	--	--	--	------------------	------------------	------------------	------------------	------------------

FUND PROFILE

As part of the Coronavirus State and Local Fiscal Recovery Funds (SLFRF), a part of the American Rescue Plan, Barrow County received \$16,177,000 to support the response to and recovery from COVID-19 public health emergency. Under the SLFRF program, funds must be used for costs incurred on or after March 3, 2021. Further, funds must be obligated by December 31, 2024, and expended by December 31, 2026.

STAFFING PLAN

Position Title	FY2021	FY2022	FY2023
No positions in this fund	-	-	-
TOTAL POSITIONS	-	-	-

FY2023 BUDGET HIGHLIGHTS

- All these funds were allocated to different projects in FY2022.

AMERICAN RESCUE PLAN GRANT**255****REVENUES**

Account Number	Account Description	FY2021 Actual	FY2022 Original Budget	FY2023 Department's Requested Budget	FY2023 Manager's Recommended Budget	FY2023 Commission Approved Budget
----------------	---------------------	---------------	------------------------	--------------------------------------	-------------------------------------	-----------------------------------

INTEREST INCOME

25500003	361000		INTEREST REVENUES	266	-	-	-	-
TOTAL INTEREST INCOME				266	-	-	-	-

TOTAL REVENUES				266	-	-	-	-
-----------------------	--	--	--	------------	----------	----------	----------	----------

EXPENDITURES

Account Number	Account Description	FY2021 Actual	FY2022 Original Budget	FY2023 Department's Requested Budget	FY2023 Manager's Recommended Budget	FY2023 Commission Approved Budget
----------------	---------------------	---------------	------------------------	--------------------------------------	-------------------------------------	-----------------------------------

TOTAL EXPENDITURES				-	-	-	-	-
---------------------------	--	--	--	----------	----------	----------	----------	----------

FUND PROFILE

This five member constitutionally created authority encourages and promotes the expansion and development of industrial and commercial facilities in the county through its powers and authority as contained in the constitutional amendment. The county has three appointments and the City of Winder has two appointments.

STAFFING PLAN

Position Title	FY2021	FY2022	FY2023
No positions in this fund	-	-	-
TOTAL POSITIONS	-	-	-

FY2023 BUDGET HIGHLIGHTS

- No significant projects in FY2023.

INDUSTRIAL BUILDING AUTHORITY**260****REVENUES**

Account Number	Account Description	FY2021 Actual	FY2022 Original Budget	FY2023 Department's Requested Budget	FY2023 Manager's Recommended Budget	FY2023 Commission Approved Budget
----------------	---------------------	---------------	------------------------	--------------------------------------	-------------------------------------	-----------------------------------

CHARGES FOR SERVICES

26075001	341106		FEES & CHARGES	-	1,000	1,000	1,000	1,000
TOTAL CHARGES FOR SERVICES				-	1,000	1,000	1,000	1,000

INTEREST INCOME

26075001	361000		INTEREST REVENUES	100	50	50	50	50
TOTAL INTEREST INCOME				100	50	50	50	50

TOTAL REVENUES				100	1,050	1,050	1,050	1,050
-----------------------	--	--	--	------------	--------------	--------------	--------------	--------------

EXPENDITURES

Account Number	Account Description	FY2021 Actual	FY2022 Original Budget	FY2023 Department's Requested Budget	FY2023 Manager's Recommended Budget	FY2023 Commission Approved Budget
----------------	---------------------	---------------	------------------------	--------------------------------------	-------------------------------------	-----------------------------------

CONTRACTED SERVICES

2607500	521200		PROFESSIONAL SERVICES	-	500	500	500	500
2607500	523300		ADVERTISING	-	50	50	50	50
2607500	523600		DUES AND FEES	-	50	50	50	50
TOTAL CONTRACTED SERVICES				-	600	600	600	600

SUPPLIES

2607500	531200		UTILITIES	18	450	450	450	450
TOTAL SUPPLIES				18	450	450	450	450

CAPITAL OUTLAY

2607500	541000	SG033	ONE GEORGIA GRANT	121,283	-	-	-	-
TOTAL CAPITAL OUTLAY				121,283	-	-	-	-

TOTAL EXPENDITURES				121,301	1,050	1,050	1,050	1,050
---------------------------	--	--	--	----------------	--------------	--------------	--------------	--------------

FUND PROFILE

This seven member statutorily created joint development authority develops and promotes trade, commerce, industry, and employment opportunities for the citizens of the county in accordance with the Georgia Development Authorities Law, O.C.G.A. 36-62-1. The county has four appointments and the City of Winder has three appointments

STAFFING PLAN

Position Title	FY2021	FY2022	FY2023
No positions in this fund	-	-	-
TOTAL POSITIONS	-	-	-

FY2023 BUDGET HIGHLIGHTS

- No significant changes.

JOINT DEVELOPMENT AUTHORITY

265

REVENUES

Account Number	Account Description	FY2021 Actual	FY2022 Original Budget	FY2023 Department's Requested Budget	FY2023 Manager's Recommended Budget	FY2023 Commission Approved Budget
----------------	---------------------	---------------	------------------------	--------------------------------------	-------------------------------------	-----------------------------------

CHARGES FOR SERVICES

26575501	341106		FEES & CHARGES	-	1,000	1,000	1,000	1,000
TOTAL CHARGES FOR SERVICES				-	1,000	1,000	1,000	1,000

INTEREST INCOME

26575501	361000		INTEREST REVENUES	9	50	50	50	50
TOTAL INTEREST INCOME				9	50	50	50	50

TOTAL REVENUES				9	1,050	1,050	1,050	1,050
-----------------------	--	--	--	----------	--------------	--------------	--------------	--------------

EXPENDITURES

Account Number	Account Description	FY2021 Actual	FY2022 Original Budget	FY2023 Department's Requested Budget	FY2023 Manager's Recommended Budget	FY2023 Commission Approved Budget
----------------	---------------------	---------------	------------------------	--------------------------------------	-------------------------------------	-----------------------------------

CONTRACTED SERVICES

2657550	521200		PROFESSIONAL SERVICES	-	750	750	750	750
2657550	523300		ADVERTISING	-	250	250	250	250
TOTAL CONTRACTED SERVICES				-	1,000	1,000	1,000	1,000

SUPPLIES

2657550	531200		UTILITIES	54	50	50	50	50
TOTAL SUPPLIES				54	50	50	50	50

TOTAL EXPENDITURES				54	1,050	1,050	1,050	1,050
---------------------------	--	--	--	-----------	--------------	--------------	--------------	--------------

FUND PROFILE

It was determined by the Board of Commissioners of Barrow County, and the Town Council of the Town of Braselton, that there is a need to develop and promote trade, commerce, industry, and employment opportunities for the public good and the general welfare. It was also determined by the two parties that the financing of projects as provided by the Development Authorities Law (O.C.G.A. Section 36-62-1, et seq.) is necessary to develop and promote trade, commerce, industry, and employment opportunities for the public good and the general welfare; and it was also determined by the County Board of Commissioners and Braselton Town Council that it is in the public interest and is vital to the public welfare to create and activate a Joint Development Authority for Barrow County and the Town of Braselton.

STAFFING PLAN

Position Title	FY2021	FY2022	FY2023
No positions in this fund	-	-	-
TOTAL POSITIONS	-	-	-

FY2023 BUDGET HIGHLIGHTS

- This is a new fund.

REVENUES

Account Number	Account Description	FY2021 Actual	FY2022 Original Budget	FY2023 Department's Requested Budget	FY2023 Manager's Recommended Budget	FY2023 Commission Approved Budget
----------------	---------------------	---------------	------------------------	--------------------------------------	-------------------------------------	-----------------------------------

USE OF RESERVES

26775551	392103		USE OF RESERVES	-	-	9,000	9,000	9,000
TOTAL USE OF RESERVES				-	-	9,000	9,000	9,000

TOTAL REVENUES				-	-	9,000	9,000	9,000
-----------------------	--	--	--	---	---	--------------	--------------	--------------

EXPENDITURES

Account Number	Account Description	FY2021 Actual	FY2022 Original Budget	FY2023 Department's Requested Budget	FY2023 Manager's Recommended Budget	FY2023 Commission Approved Budget
----------------	---------------------	---------------	------------------------	--------------------------------------	-------------------------------------	-----------------------------------

CONTRACTED SERVICES

2677555	521200		PROFESSIONAL SERVICES	-	-	9,000	9,000	9,000
TOTAL CONTRACTED SERVICES				-	-	9,000	9,000	9,000

TOTAL EXPENDITURES				-	-	9,000	9,000	9,000
---------------------------	--	--	--	---	---	--------------	--------------	--------------

DEPARTMENT PROFILE

The Fire Rescue Division is responsible for providing an all hazard approach to community risk reduction for unincorporated Barrow County to include the municipalities of City of Auburn, City of Statham, Town of Braselton, Town of Bethlehem, and the Town of Carl. As such Barrow County Emergency Services Fire Rescue Division is responsible for all fire suppression, medical first response, response to motor vehicle accidents, and all other emergency responses within these areas. Within the Fire Rescue Division is the Fire and Life Safety section which is responsible for plan reviews, inspections, code enforcements, and fire investigations.

The Fire Rescue Division utilizes the Office of Professional Staff Development who is responsible for providing learning opportunities to staff of all divisions to ensure a highly trained and qualified workforce. The Fire Rescue Division also utilizes the Office Services Support Staff for the coordination of the essential administrative functions.

The Fire Rescue Division operates six strategically placed fire stations that include 6 Rescue Pumpers, 3 Reserve Pumpers, 1 Quint, 1 Ladder Truck, 1 Reserve Ladder Truck, 3 Service Trucks, 1 multi-purpose vehicle (Squad), Type III Hazardous Materials Response, and Command & Support Apparatus. The Fire Rescue Division places emphasis on community risk reduction through fire and life safety education to Barrow County citizens through schools, civic organizations, station tours, and other venues.

The purpose of the county's fire tax district serves as a method to improve upon the community risk reduction by improvements of the Insurance Services Organization rating schedule under the Public Protection Classification. As of July 1, 2019 Barrow County Emergency Services has an ISO Public Protection Classification of 3/3X.

STAFFING PLAN

Position Title	FY 2021	FY 2022	FY 2023
Full Time:			
Chief of Emergency Services	-	1	1
Deputy Chief of Emergency Services	1	1	1
Office Services Coordinator	1	1	1
Battalion Chief	3	3	3
Captain	5	5	5
Lieutenant	9	18	18
Lieutenant Fire Prevention	-	-	1
Lieutenant Office of Professional Staff	-	-	1
Firefighter/Paramedics	-	13	12
Firefighter/EMT	30	30	33
Firefighter	6	12	-
Part Time:			
Firefighter/EMT or Paramedic	8	3	6
Part-Time Fire Inspector	1	1	1
TOTAL POSITIONS	64	88	83

FY2023 BUDGET HIGHLIGHTS

- Personnel Cost - \$6,886,599. Increased by \$132,243.
- Contracted Services - \$300,426.. Decreased by \$104,525.
- Supplies - \$322,135. Increased by \$150,481.
- Indirect Cost Allocation - \$41,665. Increased by \$33,484.
 - This is for the Radio Fund contribution.
- Contingencies - \$73,000. Increased by \$23,000.
- Reserve Funding - \$594,351.

FIRE FUND**270**

Account Number	Account Description	FY2021 Actual	FY2022 Original Budget	FY2023 Department's Requested Budget	FY2023 Manager's Recommended Budget	FY2023 Commission Approved Budget
----------------	---------------------	---------------	------------------------	--------------------------------------	-------------------------------------	-----------------------------------

REVENUES**TAXES**

27000001	311310	MOTOR VEHICLE TAX	70,786	108,539	70,000	70,000	70,000
27000001	311350	RAILROAD EQUIPMENT TAX	2,470	3,001	3,001	3,001	3,001
27000001	317100	FIRE TAX-UNINCORPORATED	3,943,283	4,795,817	5,500,000	5,500,000	5,500,000
27000001	317101	FIRE TAX-INCORPORATED	864,220	1,663,676	2,642,675	2,642,675	2,642,675
TOTAL TAXES REVENUE			4,880,760	6,571,033	8,215,676	8,215,676	8,215,676

INTERGOVERNMENTAL

27000003	334325	GEORGIA CARES RELIEF FUND-CRF	704,188	-	-	-	-
TOTAL INTERGOVERNMENTAL REVENUE			704,188	-	-	-	-

INTEREST INCOME

27000001	361002	GA FUND 1 INTEREST REVENUE	1,711	3,000	2,000	2,000	2,000
27000001	361003	INVESTMENT ACCT CS&B INTEREST	338	500	500	500	500
TOTAL INTEREST INCOME			2,049	3,500	2,500	2,500	2,500

USE OF RESERVES

27000001	392103	USE OF RESERVE	-	1,267,571	-	-	-
27000001	383002	REIM FOR DAMAGED PROP-VEHICLES	-	-	-	-	-
TOTAL USE OF RESERVE			-	1,267,571	-	-	-

TRANSFERS IN

27000001	392105	SALE OF FIXED ASSETS-VEHICLES	6,000	-	-	-	-
TOTAL TRANSFERS IN			6,000	-	-	-	-

TOTAL REVENUES			5,592,997	7,842,104	8,218,176	8,218,176	8,218,176
-----------------------	--	--	------------------	------------------	------------------	------------------	------------------

EXPENDITURES**PERSONNEL COSTS**

2703505	511000	SALARIES & WAGES	2,716,333	4,225,924	3,999,890	3,999,890	3,999,890
2703505	511003	SALARIES & WAGES PART TIME	48,299	34,350	202,510	202,510	202,510
2703505	511300	SALARIES - OVERTIME	605,172	25,000	25,000	25,000	25,000
2703505	511301	SALARIES-BUILT-IN OVERTIME	-	347,355	303,921	303,921	303,921
2703505	512100	GROUP INSURANCE	658,863	1,068,341	1,382,217	1,382,217	1,382,217
2703505	512101	FIREFIGHER'S CANCER BENEFIT	13,746	19,200	19,200	19,200	19,200
2703505	512200	FICA	201,410	287,223	280,942	280,942	280,942
2703505	512300	MEDICARE	47,104	67,173	65,705	65,705	65,705
2703505	512400	RETIREMENT CONTRIBUTIONS	164,099	503,270	440,187	440,187	440,187
2703505	512440	401A EXPENSE	51,985	26,917	26,917	55,000	55,000
2703505	512700	WORKERS COMPENSATION	109,007	149,603	112,027	112,027	112,027
TOTAL PERSONNEL COSTS			4,616,019	6,754,356	6,858,516	6,886,599	6,886,599

FIRE FUND

Account Number	Account Description	FY2021 Actual	FY2022 Original Budget	FY2023 Department's Requested Budget	FY2023 Manager's Recommended Budget
----------------	---------------------	---------------	------------------------	--------------------------------------	-------------------------------------

CONTRACTED SERVICES

2703505	521200		PROFESSIONAL SERVICES	24,385	8,414	33,500	8,500
2703505	521201		PROFESSIONAL SERVICES - IT	10,642	10,642	12,000	12,000
2703505	521210		PROF SVCS-COUNTY ATTORNEY	5,574	3,651	15,000	15,000
2703505	522100		CLEANING/GARBAGE SERVICES	4,398	10,220	9,400	9,400
2703505	522200		REPAIRS AND MAINTENANCE	28,557	45,107	73,441	48,346
2703505	522202		STATION MAINTENANCE	10,842	2,028	2,000	2,000
2703505	523100		INSURANCE	69,263	114,665	115,978	115,978
2703505	523200		COMMUNICATIONS	11,736	13,978	12,525	12,525
2703505	523201		POSTAGE	131	300	300	300
2703505	523300		ADVERTISING	150	360	360	360
2703505	523400		PRINTING AND BINDING	293	950	450	450
2703505	523450		COPIER CHARGES	560	941	941	941
2703505	523500		TRAVEL	2,064	29,667	9,060	9,060
2703505	523600		DUES AND FEES	11,186	32,730	30,076	30,076
2703505	523700		EDUCATION AND TRAINING	26,679	131,298	35,490	35,490
TOTAL CONTRACTED SERVICES				206,459	404,951	350,521	300,426

SUPPLIES

2703505	531100		GENERAL SUPPLIES & MATERIALS	41,778	43,828	24,500	24,500
2703505	531101		MEDICAL SUPPLIES & MATERIALS	931	1,500	13,500	13,500
2703505	531118		FLEET MAINTENANCE REPAIRS	77,485	110,819	87,020	87,020
2703505	531150		UNIFORMS	11,821	50,126	45,000	47,160
2703505	531152		PERSONAL PROTECTIVE EQUIPMENT	44,706	83,550	64,760	3,260
2703505	531200		UTILITIES	33,900	43,764	57,676	50,000
2703505	531270		GASOLINE/DIESEL	63,169	77,726	98,000	70,000
2703505	531300		FOOD	149	-	-	-
2703505	531400		BOOKS AND PERIODICALS	2,608	4,700	2,495	2,495
2703505	531600		SMALL EQUIPMENT	97,600	56,603	24,200	24,200
TOTAL SUPPLIES				374,148	472,616	417,151	322,135

CAPITAL OUTLAY

2703505	541000	BL017	CAPITAL - PROPERTY	-	100,000	-	-
2703505	541000	BL035	CAPITAL - PROPERTY	-	52,000	-	-
2703505	541000	C0501	CAPITAL - PROPERTY	4,325	-	-	-
2703505	542000	EQ060	CAPITAL OUTLAY-MACH&EQUIP	55,604	-	-	-
2703505	542000	EQ061	CAPITAL OUTLAY-MACH&EQUIP	15,850	-	-	-
2703505	542000	EQ066	CAPITAL OUTLAY-MACH&EQUIP	21,975	-	-	-
2703505	542000	EQ068	CAPITAL OUTLAY-MACH&EQUIP	8,389	-	-	-
2703505	542000	EQ069	CAPITAL OUTLAY-MACH&EQUIP	225,300	-	-	-
2703505	542000	SO019	CAPITAL OUTLAY-MACH&EQUIP	7,657	-	-	-
2703505	542000	SO020	CAPITAL OUTLAY-MACH&EQUIP	6,492	-	-	-
2703505	542000	VH026	CAPITAL OUTLAY-MACH&EQUIP	505,548	-	-	-
2703505	542000	VH031	CAPITAL OUTLAY-MACH&EQUIP	490,998	-	-	-
2703505	542000	VH049	CAPITAL OUTLAY-MACH&EQUIP	820,067	-	-	-
TOTAL CAPITAL OUTLAY				2,162,206	152,000	-	-

INTERFUND/INTERDEPARTMENT

2703505	551100	RS001	INDIRECT COST ALLOCATION-700 MHTZ RADIO	16,514	8,181	41,665	41,665
TOTAL OTHER FINANCING USES				16,514	8,181	41,665	41,665

OTHER COSTS

2703505	579000		CONTINGENCIES	-	50,000	73,000	73,000
2703505	579001		RESERVE FUNDING	-	-	594,351	594,351
TOTAL OTHER COSTS				-	50,000	667,351	667,351

TOTAL EXPENDITURES FOR FIRE FUND				7,375,345	7,842,104	8,335,204	8,218,176
---	--	--	--	------------------	------------------	------------------	------------------

FUND PROFILE

The County owns a 700 MHz P25 Phase II Public Safety and Public Services Radio System that provides radio communications service coverage to areas within the boundaries of Barrow County. The Radio System provides two-way communication infrastructure for portable, mobile and control station radio equipment.

The System is funded in accordance with the Intergovernmental Agreement for the Provision of 700 MHz P25 Phase II Radio System Access for Public Safety and Public Service Radio Communication and use of Certain Radio Equipment executed in October 2015.

STAFFING PLAN

Position Title	FY2021	FY2022	FY2023
No positions in this fund	-	-	-
TOTAL POSITIONS	-	-	-

FY2023 BUDGET HIGHLIGHTS

- No significant changes

700 MHTZ RADIO SYSTEM MAINTENANCE FUND

272

Account Number	Account Description	FY2021 Actual	FY2022 Original Budget	FY2023 Department's Requested Budget	FY2023 Manager's Recommended Budget	FY2023 Commission Approved Budget
----------------	---------------------	---------------	------------------------	--------------------------------------	-------------------------------------	-----------------------------------

RS001 - 700 MHTZ RADIO SYSTEM MAINTENANCE

REVENUES

INTEREST INCOME

27200001	361000		INTEREST REVENUES	104	-	-	-	-
TOTAL INTEREST INCOME				104	-	-	-	-

CHARGES FOR SERVICES

27236602	341107	RS001	PAYMENTS FROM CITY OF WINDER	25,350	113,743	107,525	107,525	107,525
27236602	341108	RS001	PAYMENTS FROM CITY OF AUBURN	10,929	28,240	26,696	26,696	26,696
27236602	341109	RS001	PAYMENTS FROM CITY OF STATHAM	4,546	9,288	8,899	8,899	8,899
TOTAL CHARGES FOR SERVICES				40,825	151,271	143,120	143,120	143,120

INTERFUND/INTERDEPARTMENT

27236602	341703	RS001	INDIRECT COST ALLOCATIONS-GENERAL FUND	150,207	297,812	256,748	256,748	256,748
27236602	341704	RS001	INDIRECT COST ALLOCATION-W&S	2,359	1,569	-	-	-
27236602	341705	RS001	INDIRECT COST ALLOCATIONS-FIRE FUND	16,514	8,181	41,665	41,665	41,665
27236602	341706	RS001	INDIRECT COST ALLOCATIONS-E911	14,794	31,377	27,500	27,500	27,500
TOTAL INTERFUND/INTERDEPARTMENT				183,874	338,939	325,913	325,913	325,913

OTHER FINANCING SOURCES

27236601	391217	RS001	TRANSFER IN GENERAL FUND	143,526	-	-	-	-
TOTAL OTHER FINANCING SOURCES				143,526	-	-	-	-

TOTAL REVENUE FOR RS001				368,329	490,210	469,033	469,033	469,033
--------------------------------	--	--	--	----------------	----------------	----------------	----------------	----------------

EXPENDITURES

CONTRACTED SERVICES

2723660	521200		PROFESSIONAL SERVICES	12,200	217,405	-	-	-
2723660	521210		PROFESSIONAL SERVICES - COUNTY ATTORNEY	-	-	2,000	2,000	2,000
2723660	522200	RS001	REPAIRS & MAINTENANCE	341,904	245,855	439,333	439,333	439,333
TOTAL CONTRACTED SERVICES				354,104	463,260	441,333	441,333	441,333

SUPPLIES

2723660	531100	RS001	GENERAL SUPPLIES & MATERIALS	119	-	-	-	-
2723660	531200	RS001	UTILITIES	19,533	25,200	25,200	25,200	25,200
2723660	531270	RS001	GASOLINE/DIESEL	790	1,750	2,500	2,500	2,500
TOTAL SUPPLIES				20,442	26,950	27,700	27,700	27,700

TOTAL EXPENDITURES FOR RS001				374,546	490,210	469,033	469,033	469,033
-------------------------------------	--	--	--	----------------	----------------	----------------	----------------	----------------

SUBDIVISION STREET LIGHTS

275

FUND PROFILE

Street Lighting Special Revenue Fund Profile

In 2005, the Barrow County Board of Commissioners established the creation of an unincorporated area-only residential subdivision street lighting program through Barrow County Unified Development Code Section 89-1185. The various provisions of this code section establishes street lighting districts within specific approved residential subdivisions.

The Barrow County Tax Commissioner is authorized to collect the revenue necessary for the operational maintenance of the street lights through a special assessment line on the property tax bill for those properties located within approved street lighting districts. In order to separate these funds and associated expenses from the General Fund, all revenues collected and expenses incurred are properly accounted for within the Street Lighting Special Revenue Fund.

STAFFING PLAN

Position Title	FY2021	FY2022	FY2023
No positions in this fund	-	-	-
TOTAL POSITIONS	-	-	-

FY2023 BUDGET HIGHLIGHTS

- No significant changes

SUBDIVISION STREET LIGHTS

275

Account Number	Account Description	FY2021 Actual	FY2022 Original Budget	FY2023 Department's Requested Budget	FY2023 Manager's Recommended Budget	FY2023 Commission Approved Budget
----------------	---------------------	---------------	------------------------	--------------------------------------	-------------------------------------	-----------------------------------

REVENUES

CHARGES FOR SERVICES

27500001	389004	MISCELLANEOUS REVENUE	667	500	100	100	100
27541001	361000	INTEREST REVENUES	414	2,000	600	600	600
27541002	343201	SUBDIVISION STREET LIGHTS	684,726	705,250	744,355	744,355	744,355
TOTAL CHARGES FOR SERVICES			685,806	707,750	745,055	745,055	745,055

TOTAL REVENUE FOR SUBDIVISION STREET LIGHTS			685,806	707,750	745,055	745,055	745,055
---	--	--	---------	---------	---------	---------	---------

EXPENDITURES

SUPPLIES

2754100	531232	SUBDIVISION STREET LIGHTS	661,949	707,750	745,055	745,055	745,055
2754100	521210	PROF SVCS - COUNTY ATTORNEY	1,611	-	-	-	-
TOTAL SUPPLIES			663,560	707,750	745,055	745,055	745,055

TOTAL EXPENDITURES FOR SUBDIVISION STREET LIGHTS			663,560	707,750	745,055	745,055	745,055
--	--	--	---------	---------	---------	---------	---------



BARROW COUNTY
Georgia



BARROW COUNTY
Georgia

CAPITAL PROJECT FUNDS

Capital Project Funds are used to account for financial resources that are used for the acquisition or construction of major capital facilities other than those financed by other funds. The county has four (4) Capital Project Funds as listed below.

General Capital Project Fund (305)

Economic Development Improvement Capital Projects Fund (312)

SPLOST 2005 Fund (320)

SPLOST 2012 Fund (325)

SPLOST 2018 Fund (330)

SPLOST 2022 Fund (335)

SUMMARY OF CAPITAL PROJECTS FUNDS

SUMMARY OF REVENUES

Account Description	FY2021 Actual	FY2022 Original Budget	FY2023 Manager's Recommended Budget	FY2023 Commission Approved Budget	% Change From FY2021-22 Budget
General Capital Project Fund (305)	2,432,416	3,080,626	3,054,822	3,054,822	-0.84%
Economic Development Improvement Capital Project (312)	73	-	2,510	2,510	100.00%
SPLOST 2005 Fund (320)	105	40,550	40,550	40,550	0.00%
SPLOST 2012 Fund (325)	766	10,500	10,500	10,500	0.00%
SPLOST 2018 Fund (330)	16,062,803	13,250,100	8,646,669	8,646,669	-34.74%
SPLOST 2022 Fund (335)	-	-	17,764,890	17,764,890	100.00%
TOTAL REVENUES	18,496,162	16,381,776	29,519,941	29,519,941	80.20%

SUMMARY OF EXPENDITURES

Account Description	FY2021 Actual	FY2022 Original Budget	FY2023 Manager's Recommended Budget	FY2023 Commission Approved Budget	% Change From FY2021-22 Budget
General Capital Project Fund (305)	1,764,542	3,080,626	3,054,822	3,054,822	-0.84%
Economic Development Improvement Capital Project (312)	378,942	-	2,510	2,510	100.00%
SPLOST 2005 Fund (320)	-	40,550	40,550	40,550	0.00%
SPLOST 2012 Fund (325)	125,417	10,500	10,500	10,500	0.00%
SPLOST 2018 Fund (330)	15,744,052	13,250,100	8,646,669	8,646,669	-34.74%
SPLOST 2022 Fund (335)	-	-	17,764,890	17,764,890	100.00%
TOTAL EXPENDITURES	18,012,953	16,381,776	29,519,941	29,519,941	80.20%

FUND PROFILE

This fund, created in October 2013, is used to account for the proceeds of up to 1 mil of property taxes and other revenue to fund needed capital projects.

STAFFING PLAN

Position Title	FY 2021	FY 2022	FY 2023
No positions in this fund	-	-	-
TOTAL POSITIONS	-	-	-

FY2023 BUDGET HIGHLIGHTS**Projects to be funded with the General Fund Revenue - \$966,500:**

- \$60,000 CID/Sheriff's Office - HVAC Upgrade - 233 East Broad Street.
- \$35,000 Kitchen Renovation for food demonstrations and teaching for Cooperative Ext.
- \$350,000 Work Release Remodel
- \$37,500 Off System Additional LMIG (Local match).
- \$125,000 Fleet Shop Renovation
- \$24,000 Tile Restrooms Walls/Urinal in Men's Restroom/Raise and replace.
toilets - Senior Center.
- \$35,000 Minivan - Senior Center
- \$50,000 Renovate Field 5 - Dethatch, Deep Tyne Aerate, Top Dress, - Parks & Rec.
- \$30,000 Tennis Courts Resurfacing - Parks & Rec.
- \$60,000 Dog Park Parking Lot & Curbing
- \$80,000 Dog Park Lighting
- \$80,000 Facility Security and Perimeter Fencing

Projects to be funded with the General Fund - Committed Funds - \$2,088,322:

- \$339,000 Annual LMIG Program - Local match.
- \$149,322 Annual Road and Bridge Improvement Program (non LMIG)
for resurfacing, dirt road improve. & bridge repairs
- \$100,000 Traffic Line Re-Striping and Signs
- \$1,250,000 Cedar Creek and SR 211 Realignment improvement, the balance to
be funded by a grant.
- \$250,000 Countyline - Auburn RD. Bridge Engineering & Repair

Projects to be rolled from FY2022 into FY2023:

- \$25,000 Animal Control Shelter improvement (Fence around Employee area) (BL027)
- \$100,000 Salt Building (BL034)
- \$9,000 Turf Grass Sweeper with Magnet - Parks & Rec (EQ086)
- \$5,000 Turf Grass Broom - Parks & Rec (EQ087)
- \$18,000 Additional Storage - Animal Control (EQ092)
- \$48,977 Play Ground renovation/replacement - Parks & Rec (SL027)
- \$40,000 Ballfield backstop replacement - Parks & Rec (SL028)
- \$54,527 Fire Tower Access Road - Parks & Rec (SL033)
- \$32,000 LED Ballfield Scoreboards - Parks & Rec (SL037)
- \$15,000 Gateway Sign for Park Expansion - Parks & Rec (SL038)
- \$169,000 Multipurpose Gym Floor Replacement - Parks & Rec (SL039) - 169,000
- \$17,400 Upgrade CAD/Records Mgmt System (SO020)
- \$309,484 Dirty Road Maintenance (SR074)
- Annual Road and Bridge Improvement Program (non LMIG) for resurfacing,
dirt road improve. & bridge repairs (SR077)
- \$2,000,000
- \$100,000 Signal system Upgrades (SR079)
- \$40,000 Ford Explorer for Director for Public Works Director (VH054)
- \$40,000 F150 - Replace 2004 Chevy Malibu with high mileage - Transportation (VH054)
- \$25,000 Vehicle Replacement - Parks & Rec - (VH055)
- \$770,769 sheriff Vehicles Vehicles for FY2023 (VH059)

GENERAL CAPITAL PROJECT FUND

305

REVENUES

Account Number	Account Description	FY2021 Actual	FY2022 Original Budget	FY2023 Department's Requested Budget	FY2023 Manager's Recommended Budget	FY2023 Commission Approved Budget
----------------	---------------------	---------------	------------------------	--------------------------------------	-------------------------------------	-----------------------------------

TRANSFERS IN

30590001 391200	TRANSFER IN FROM GENERAL FUND	2,432,416	3,080,626	5,775,840	3,054,822	3,054,822
TOTAL TRANSFERS IN		2,432,416	3,080,626	5,775,840	3,054,822	3,054,822

TOTAL REVENUES	2,432,416	3,080,626	5,775,840	3,054,822	3,054,822
-----------------------	------------------	------------------	------------------	------------------	------------------

EXPENDITURES

Account Number	Account Description	FY2021 Actual	FY2022 Original Budget	FY2023 Department's Requested Budget	FY2023 Manager's Recommended Budget	FY2023 Commission Approved Budget
----------------	---------------------	---------------	------------------------	--------------------------------------	-------------------------------------	-----------------------------------

CAPITAL OUTLAY

TAX COMMISSIONER

3051545 542000 SO037	RELAY 2500 SOFTWARE	-	6,626	-	-	-
TOTAL FOR TAX COMMISSIONER		-	6,626	-	-	-

BUILDINGS & GROUNDS

3051565 541000 BL016	OFFICE REMODEL-STATE COURT	63,750	-	-	-	-
3051565 541000 BL027	ANIMAL CONTROL SHELTER IMPROV.	-	25,000	-	-	-
3051565 541000 BL028	REMODEL SPACE/SAFETY - TAX ASSESSOR	-	20,000	-	-	-
3051565 541000 BL043	KITCHEN RENOVATION - COOP. EXT	-	-	35,000	35,000	35,000
3051565 541000 BL044	WORK RELEASE REMODEL	-	-	500,000	350,000	350,000
3051565 542000 BL042	CID/S.O. - HVAC UPGRADE	-	-	60,000	60,000	60,000
TOTAL FOR BUILDINGS & GROUNDS		63,750	45,000	595,000	445,000	445,000

SHERIFF'S OFFICE

3053300 542000 CS012	DESKTOP COMPUTERS - SHERIFF	-	-	210,681	-	-
3053300 542000 VH013	VEHICLES	304,493	442,000	-	-	-
3053300 542000 VH062	FY2024 VEHICLES - SHERIFF	-	-	735,337	-	-
TOTAL FOR SHERIFF'S OFFICE		304,493	442,000	946,018	-	-

EMERGENCY SERVICES / EMS

3053600 542000 SO019	RECORDS MANAGEMENT SYSTEM	14,150	-	-	-	-
3053600 542000 VH038	ADMINISTRATION VEHICLE	44,914	-	-	-	-
TOTAL FOR EMERGENCY SERVICES / EMS		59,064	-	-	-	-

CORONER

3053700 542000 VH039	FORD ECONOLINE VAN	27,000	-	-	-	-
TOTAL FOR EMERGENCY SERVICES / EMS		27,000	-	-	-	-

GENERAL CAPITAL PROJECT FUND

305

EXPENDITURES

Account Number	Account Description	FY2021 Actual	FY2022 Original Budget	FY2023 Department's Requested Budget	FY2023 Manager's Recommended Budget	FY2023 Commission Approved Budget
----------------	---------------------	---------------	------------------------	--------------------------------------	-------------------------------------	-----------------------------------

EMERGENCY TELEPHONE SYSTEM FUND

3053800	541000	BL024	FACILITY UPGRADE & MAINT. - E911	-	28,000	-	-	-
3053800	541000	BL047	FACILITY SECURITY & PERIMETER	-	-	80,000	80,000	80,000
3053800	542000	SO021	PRIORITY DISPATCH/EMD	119,189	-	-	-	-
TOTAL FOR EMERGENCY TELEPHONE SYSTEM FUND				119,189	28,000	80,000	80,000	80,000

ANIMAL CONTROL

3053910	541000	BL010	SHELTER IMPROVEMENT - PLAY AREA	7,711	-	-	-	-
3053910	542000	EQ092	ADDITIONAL STORAGE	-	18,000	-	-	-
TOTAL FOR ANIMAL CONTROL				7,711	18,000	-	-	-

TRANSPORTATION

3054101	542000	VH053	VEHICLE FOR TRANSPORTATION	-	40,000	-	-	-
3054101	542000	VH054	FORD EXPLORER	-	40,000	-	-	-
TOTAL FOR TRANSPORTATION				-	80,000	-	-	-

ROADS & BRIDGES

3054200	541000	BL034	SALT BUILDING	-	100,000	-	-	-
3054200	541000	BL045	FLEET SHOP RENOVATION	-	-	200,000	125,000	125,000
3054200	541000	SL033	FIRE TOWER ACCESS ROAD	23,608	-	-	-	-
3054200	541000	SR063	2020 LMIG	127,238	-	-	-	-
3054200	541000	SR074	DIRT ROAD MAINTENANCE	63,561	-	-	-	-
3054200	541000	SR077	2022 ROAD IMPROV. NON-LMIG	-	2,000,000	-	-	-
3054200	541000	SR079	SIGNAL SYSTEM UPGRADES	-	100,000	-	-	-
3054200	541000	SR087	2023 LMIG PROGRAM	-	-	339,000	339,000	339,000
3054200	541000	SR088	2022 OFF-SYSTEM ADD'L LMIG	-	-	37,500	37,500	37,500
3054200	541000	SR089	2023 ROAD IMPROV. NON-LMIG	-	-	149,322	149,322	149,322
3054200	541000	SR090	TRAFFIC LINE RE-STRIPING & SIG	-	-	100,000	100,000	100,000
3054200	541000	SR091	DIRT RD PAVING - MELINDA DRIVE	-	-	300,000	-	-
3054200	541000	SR092	CEDAR CREEK & SR 211 REALIGN.	-	-	2,500,000	1,250,000	1,250,000
3054200	541000	SR093	COUNTYLINE/AUBURN RD BRIDGE RE	-	-	250,000	250,000	250,000
TOTAL FOR ROADS & BRIDGES				214,407	2,200,000	3,875,822	2,250,822	2,250,822

SENIOR CENTER

3055404	541000	BL046	RESTROOM RENOVATION	-	-	24,000	24,000	24,000
3055404	542000	VH009	MINI-VAN	-	-	35,000	35,000	35,000
TOTAL FOR SENIOR CENTER				-	-	59,000	59,000	59,000

PARKS, RECREATION, & LEISURE SERVICES

3056100	541000	SL027	PLAYGROUND RENOVATION/REPLACEMENT	94,549	-	-	-	-
3056100	541000	SL032	FACILITIES - SPLOST 2018 ALLOC -VLP	133,076	-	-	-	-
3056100	541000	SL034	VLPE-DOG PARK/TENNIS FACILITY	715,862	-	-	-	-
3056100	541000	SL036	LASER GRADE & RENOVATE FIELDS 1-4	25,440	-	-	-	-
3056100	541000	SL038	GATEWAY SIGN	-	15,000	-	-	-
3056100	541000	SL039	GYM FLOORE REPLACEMENT	-	175,000	-	-	-
3056100	541000	SL040	RENOVATE FIELD 5	-	-	50,000	50,000	50,000
3056100	541000	SL041	TENNIS COURTS RESURFACING	-	-	30,000	30,000	30,000
3056100	541000	SL042	DOG PARK PARKING LOT & CURBING	-	-	60,000	60,000	60,000
3056100	541000	SL043	DOG PARK LIGHTING	-	-	80,000	80,000	80,000
3056100	542000	EQ086	TURF GRASS SWEEPER	-	9,000	-	-	-
3056100	542000	EQ087	TURF GRASS BROOM	-	5,000	-	-	-
3056100	542000	SL037	LED BALLFIELD SCOREBOARDS	-	32,000	-	-	-
3056100	542000	VH055	VEHICLE REPLACEMENT	-	25,000	-	-	-
TOTAL PARKS, RECREATION, & LEISURE SERVICES				968,928	261,000	220,000	220,000	220,000

TOTAL EXPENDITURES				1,764,542	3,080,626	5,775,840	3,054,822	3,054,822
---------------------------	--	--	--	------------------	------------------	------------------	------------------	------------------

ECONOMIC DEVELOPMENT IMPROVEMENT CAPITAL PROJECT FUND 312

FUND PROFILE

The purpose of this Fund is to properly account for revenues that are generated through the levy of an Economic Development Millage for the purpose of advancing economic development improvements within Barrow County. As part of the annual budget preparation, each fiscal year the County Manager and Economic Developer, in conjunction with the Winder-Barrow Industrial Building Authority, develops a budget for specific capital projects to be funded with Economic Development Improvement Funds.

STAFFING PLAN

Position Title		FY 2021	FY 2022	FY 2023
No positions in this fund		-	-	-
TOTAL POSITIONS		-	-	-

FY2023 BUDGET HIGHLIGHTS

- \$2,510 is the the only funds left for Economic Development Projects in this Fund.

REVENUES

Account Number	Account Description	FY2021 Actual	FY2022 Original Budget	FY2023 Department's Requested Budget	FY2023 Manager's Recommended Budget	FY2023 Commission Approved Budget
----------------	---------------------	---------------	------------------------	--------------------------------------	-------------------------------------	-----------------------------------

INTEREST INCOME

31275001	361000		INTEREST REVENUES	73	-	-	-	-
TOTAL INTEREST INCOME				73	-	-	-	-

USE OF RESERVES

31275001	392103		USE OF RESERVES	-	-	2,510	2,510	2,510
TOTAL USE OF RESERVES				-	-	2,510	2,510	2,510

TOTAL REVENUES				73	-	2,510	2,510	2,510
-----------------------	--	--	--	-----------	----------	--------------	--------------	--------------

EXPENDITURES

Account Number	Account Description	FY2021 Actual	FY2022 Original Budget	FY2023 Department's Requested Budget	FY2023 Manager's Recommended Budget	FY2023 Commission Approved Budget
----------------	---------------------	---------------	------------------------	--------------------------------------	-------------------------------------	-----------------------------------

CAPITAL OUTLAY

3127500	541000	PK001	PARK 53 INTERCHANGE PROJECT	378,942	-	2,510	2,510	2,510
TOTAL FOR CAPITAL OUTLAY				378,942	-	2,510	2,510	2,510

TOTAL EXPENDITURES				378,942	-	2,510	2,510	2,510
---------------------------	--	--	--	----------------	----------	--------------	--------------	--------------

FUND PROFILE

A referendum was held during June 2005 to determine if the county voters wanted to continue the 1% Special Purpose Local Option Sales Tax for a six year period to raise \$97,991,217 for acquisition of the Bear Creek Reservoir with the Upper Oconee Basin Water Authority, roads, new cultural arts center, West Winder By-pass, new health department facility, parks and recreation facilities, sewer facilities, airport improvements, animal control facilities, water projects, and allocations to the cities for their capital projects. This fund is also used to account for \$58,000,000 in general obligation bonds that were also approved by the voters in June 2005 to fund a new criminal justice facility, new 911 center, fire stations and training center, and renovations to old courthouse facilities. During that referendum, 2,992 citizens voted – 1,703 (57%) for the SPLOST and 1,289 (43%) against the SPLOST. At the time of the referendum, the county had 24,244 registered voters. Therefore, the referendum had a 12.3% voter turnout rate. Since the referendum was approved, the SPLOST went into effect on July 1, 2006 and was in effect until June 30, 2012.

STAFFING PLAN

Position Title	FY 2021	FY 2022	FY 2023
No positions in this fund	-	-	-
TOTAL POSITIONS	-	-	-

FY2023 BUDGET HIGHLIGHTS

Projects to be rolled forward in FY2022:

- Continue the design and construction of the West Winder By-Pass project - \$40,550.

REVENUES

Account Number	Account Description	FY2021 Actual	FY2022 Original Budget	FY2023 Department's Requested Budget	FY2023 Manager's Recommended Budget	FY2023 Commission Approved Budget
----------------	---------------------	---------------	------------------------	--------------------------------------	-------------------------------------	-----------------------------------

INTEREST INCOME

32000001	361002		GA FUND 1 INTEREST REVENUE	-	50	50	50	50
32000001	361003		INVESTMENT ACCT CS&B INTEREST	105	500	500	500	500
TOTAL INTEREST INCOME				105	550	550	550	550

USE OF RESERVES

32000001	392103		USE OF RESERVES	-	40,000	40,000	40,000	40,000
TOTAL USE OF RESERVES				-	40,000	40,000	40,000	40,000

TOTAL REVENUES				105	40,550	40,550	40,550	40,550
-----------------------	--	--	--	------------	---------------	---------------	---------------	---------------

EXPENDITURES

Account Number	Account Description	FY2021 Actual	FY2022 Original Budget	FY2023 Department's Requested Budget	FY2023 Manager's Recommended Budget	FY2023 Commission Approved Budget
----------------	---------------------	---------------	------------------------	--------------------------------------	-------------------------------------	-----------------------------------

CAPITAL OUTLAY**ROADS & BRIDGES**

3204200	541000	SWW01	WEST WINDER BY-PASS	-	40,550	40,550	40,550	40,550
TOTAL FOR ROADS & BRIDGES				-	40,550	40,550	40,550	40,550

TOTAL CAPITAL OUTLAY				-	40,550	40,550	40,550	40,550
-----------------------------	--	--	--	----------	---------------	---------------	---------------	---------------

TOTAL EXPENDITURES				-	40,550	40,550	40,550	40,550
---------------------------	--	--	--	----------	---------------	---------------	---------------	---------------

FUND PROFILE

A referendum was held during March 2011 to determine if the county voters wanted to continue the 1% Special Purpose Local Option Sales Tax for a six year period to raise \$60,000,000 for debt payments for the SPLOST-2005 general obligation bonds, Bear Creek Reservoir debt, purchase of equipment including voting equipment, transportation vehicles and equipment, communication equipment, and technology, systems, and software upgrades and improvements, public works and transportation facilities, roads, streets, curbs, sidewalk, and bridges, parks and recreation projects, facilities, and improvements, water and sewer systems infrastructure improvements, facilities, and equipment. During that referendum, 1,197 citizens voted – 959 (80%) for the SPLOST and 238 (20%) against the SPLOST. At the time of the referendum, the county had 34,598 registered voters. Therefore, the referendum had a 3.46% voter turnout rate. Since the referendum was approved, the SPLOST went into effect on July 1, 2012 and will be in effect until June 30, 2018.

STAFFING PLAN

Position Title	FY 2021	FY 2022	FY 2023
No positions in this fund	-	-	-
TOTAL POSITIONS	-	-	-

FY2023 BUDGET HIGHLIGHTS**Projects to be rolled from FY2022 into FY2023:**

- Server Refresh - Courthouse (SO022) - \$50,000.
- Layer's Pump Station Upgrade (SS023) - \$93,526
- Permanent Bypass Pumps (2) (SS027) - \$22,443
- Water Meter Vault Improvements (WA025) - \$20,021.

REVENUES

Account Number	Account Description	FY2021 Actual	FY2022 Original Budget	FY2023 Department's Requested Budget	FY2023 Manager's Recommended Budget	FY2023 Commission Approved Budget
----------------	---------------------	---------------	------------------------	--------------------------------------	-------------------------------------	-----------------------------------

INTEREST INCOME

32500001	361002		GA FUND 1 INTEREST REVENUE	327	10,000	10,000	10,000	10,000
32500001	361003		INVESTMENT ACCT CS&B INTEREST	439	500	500	500	500
TOTAL INTEREST INCOME				766	10,500	10,500	10,500	10,500

TOTAL REVENUES				766	10,500	10,500	10,500	10,500
-----------------------	--	--	--	------------	---------------	---------------	---------------	---------------

EXPENDITURES

Account Number	Account Description	FY2021 Actual	FY2022 Original Budget	FY2023 Department's Requested Budget	FY2023 Manager's Recommended Budget	FY2023 Commission Approved Budget
----------------	---------------------	---------------	------------------------	--------------------------------------	-------------------------------------	-----------------------------------

CAPITAL OUTLAY**INFORMATION TECHNOLOGY (IT)**

3251535	542000	CS025	PAYROLL - KRONOS CLOCKS	16,250	-	-	-	-
TOTAL FOR INFORMATION TECHNOLOGY (IT)				16,250	-	-	-	-

EMERGENCY SERVICES

3253600	542000	SO023	RECORDS MANAGEMENT SYSTEM	20,250	-	-	-	-
TOTAL FOR EMERGENCY SERVICES				20,250	-	-	-	-

EXPENDITURES

Account Number	Account Description	FY2021 Actual	FY2022 Original Budget	FY2023 Department's Requested Budget	FY2023 Manager's Recommended Budget	FY2023 Commission Approved Budget
----------------	---------------------	---------------	------------------------	--------------------------------------	-------------------------------------	-----------------------------------

ANIMAL CONTROL

3253910	542000	EQ055	LIVESTOCK TRAILER & CATCH PEN	8,732	-	-	-	-
TOTAL FOR ANIMAL CONTROL				8,732	-	-	-	-

ROADS & BRIDGES

3254200	541000	SR063	2020 LMIG	27,778	-	-	-	-
3254200	542000	VH034	SERVICE TRUCK	51,507	-	-	-	-
TOTAL FOR ROADS & BRIDGES				79,285	-	-	-	-

WATER - WHOLESALE

3254400	542000	WA018	WATER METER VAULT IMPROVEMENT	900	-	-	-	-
TOTAL FOR WATER - WHOLESALE				900	-	-	-	-

TOTAL CAPITAL OUTLAY				125,417	-	-	-	-
-----------------------------	--	--	--	----------------	---	---	---	---

OTHER COSTS**NON-DEPARTMENTAL**

3251556	579000		CONTINGENCIES	-	10,500	10,500	10,500	10,500
TOTAL FOR NON-DEPARTMENTAL				-	10,500	10,500	10,500	10,500

TOTAL OTHER COSTS				-	10,500	10,500	10,500	10,500
--------------------------	--	--	--	---	---------------	---------------	---------------	---------------

TOTAL EXPENDITURES				125,417	10,500	10,500	10,500	10,500
---------------------------	--	--	--	----------------	---------------	---------------	---------------	---------------

FUND PROFILE

A referendum was held on July 28th, 2017, to determine if the county voters wanted to continue the 1% Special Purpose Local Option Sales Tax for a five year period to raise an estimated total \$56,600,000, with \$7,358,000 dedicated to fund Parks & Recreational projects as a level two project; the remaining capital outlay to be owned or operated by County and or the Cities included the following: Roads, Streets, Bridges, & Improvements; Sewer System projects and equipment; Water system projects & equipment; County facility projects & improvements; Stormwater projects; Purchase of equipment including voting equipment and technology, systems & software upgrades & improvements;

The election took place on November 7th, 2017. Collection of this Sales and Use tax will start on July 1, 2018, for a period of time not to exceed five (5) years.

STAFFING PLAN

Position Title	FY 2021	FY 2022	FY 2023
No positions in this fund	-	-	-
TOTAL POSITIONS	-	-	-

FY2023 BUDGET HIGHLIGHTS**FY2023 CIP to be funded by SPLOST 2018 Fund:****Elections (1400)**

- \$17,500 Replace five (5) voting machines (CS001)

Information Technology (1535)

- \$25,000 Computer, Laptop, Tablet Replacements (CS004)
- \$30,000 Uninterruptable Power Supplies (SO041)
- \$80,000 County Website Replacement (SO042)

Tax Assessor (1550)

- \$30,000 Four Wheel Drive Truck (VH002)

Buildings & Ground (1565)

- \$50,000 Truck (1) Replace 2005 Unit (VH061)

Sheriff's Office (3300)

- \$393,000 Computer (CS012)

Fire (3505)

- \$1,963,523 Fire Station Construction (CO515)
- \$61,500 Personal Protective Equipment (EQ099).

FY2023 BUDGET HIGHLIGHTS (Continued)***FY2023 CIP to be funded by SPLOST 2018 Fund (Continued):*****Coroner (3700)**

- \$40,000 Large FORD Transit Van with Separator in Back (VH063).
- \$40,000 Ford Explorer (VH064).

Animal Control (3910)

- \$15,000 Replacement of Metal Kennels & Cages (EQ004)

Transportation (4101)

- \$40,000 F150 Pickup - for additional staffing (VH065)
- \$2,250,678 Annual Road and Bridge Improvement Program (non LMIG) for resurfacing, dirt road improve. & bridge repairs (SR089)

Roads & Bridges (4200)

- \$200,000 Motor Grader 140G (EQ100)
- \$20,000 Tack Distributor

Storm Water Utility (4320)

- \$125,000 Stormwater Shop (BL026)

Senior Center (5404)

- \$65,000 Replace 2004 Shuttle Bus (VH066).

Parks & Recreation (6100)

- \$9,000 Multipurpose Maintenance Vehicle ("Gator") (EQ103).
- \$35,000 Vehicle Replacement (VH067).

Projects to be rolled from FY2022 into FY2023:**Information Technology (1535)**

- \$12,974 Network Switches (SO024)
- \$8,000 Replacement of firewalls (Historical Courthouse)(SO033)
- \$25,000 Wireless Network Upgrade (SO034)
- \$103,000 Fiber Installation (SO035)

Sheriff (3300)

- \$204,231 Vehicles for FY2023 (VH059).
- \$100,000 Office Furniture Replacement (FN001).

Animal Control (3910)

- \$20,000 Replacement of Metal Kennels & Cages (EQ004)

FY2023 BUDGET HIGHLIGHTS (Continued)***FY2023 CIP to be funded by SPLOST 2018 Fund (Continued):*****Transportation (4101)**

- \$309,000 Annual FY2022 LMIG Program (SR075).
- \$2,300,000 Annual Road and Bridge Improvement Program (non LMIG) for resurfacing, dirt road improvement & bridge repairs improvements & bridge repairs(SR077)
- \$100,000 Traffic Line Re-Striping and Signs (SR078).
- \$300,000 Dirt Road Paving - Thurmond Circle (SR080).
- \$150,000 City Pond and Rockwell Church improvement realignment (SR081).
- \$25,000 Roxey Maxey Road and Bill Rutledge Road Sidewalk / crosswalk (SR082).
- \$250,000 Hancock Bridge Repair (SR070).
- \$146,515 City Pond road @ Rockwell CH Improvements (SR071).
- \$25,000 Sidewalk/Crosswalks (SR072).
- \$37,500 Off System Additonal LMIG (SR076)
- \$500,000 Intersection improvement at SR 81 at Tom Miller Road (SR083).

FY2023 BUDGET HIGHLIGHTS (Continued)**Roads & Bridges (4200)**

- Caterpillar Excavator 320L - \$250,000.
- \$90,000 Street Sweeper Broom - \$90,000.
- \$200,000 Tandem Dump Truck (EQ084)
- RAM 4500 4X4 Crew Cab - \$60,000.

Cooperative Extension (7110)

- \$35,000 Ford Transit Van (VH001).

Storm Water Utility (4320)

- \$200,000 Shop for stormwater operations (BL026)

Water & Sewer

- \$77,165 Water Meter Vault Improvements (WA025).

SPLOST - 2018 FUND**330****REVENUES**

Account Number	Account Description	FY2021 Actual	FY2022 Original Budget	FY2023 Department's Requested Budget	FY2023 Manager's Recommended Budget	FY2023 Commission Approved Budget
----------------	---------------------	---------------	------------------------	--------------------------------------	-------------------------------------	-----------------------------------

TAXES

33000001	313200	SPLOST	16,058,122	13,200,000	-	-	-
TOTAL USE OF TAXES			16,058,122	13,200,000	-	-	-

INTEREST INCOME

33000001	361000	INTEREST REVENUES	661	100	100	100	100
33000001	361002	GA FUND 1 INTEREST REVENUE	3,165	40,000	40,000	40,000	40,000
33000001	361003	INVESTMENT ACCT CS&B INTEREST	854	10,000	10,000	10,000	10,000
TOTAL INTEREST INCOME			4,681	50,100	50,100	50,100	50,100

USE OF RESERVES

33000001	392103	USE OF RESERVES	-	-	8,650,551	8,596,569	8,596,569
TOTAL USE OF RESERVES			-	-	8,650,551	8,596,569	8,596,569

TOTAL REVENUES			16,062,803	13,250,100	8,700,651	8,646,669	8,646,669
-----------------------	--	--	-------------------	-------------------	------------------	------------------	------------------

EXPENDITURES

Account Number	Account Description	FY2021 Actual	FY2022 Original Budget	FY2023 Department's Requested Budget	FY2023 Manager's Recommended Budget	FY2023 Commission Approved Budget
----------------	---------------------	---------------	------------------------	--------------------------------------	-------------------------------------	-----------------------------------

CAPITAL OUTLAY**ELECTIONS**

3301400	542000	CS001	VOTE SOFTWARE	-	-	17,500	17,500	17,500
TOTAL FOR ELECTIONS				-	-	17,500	17,500	17,500

INFORMATION TECHNOLOGY

3301535	542000	CS004	COMPUTERS	29,406	20,000	25,000	25,000	25,000
3301535	542000	SO024	NETWORK SWITCHES INFRASTRUCTURE	107,096	-	-	-	-
3301535	542000	SO028	SERVER REFRESH / HIST. COURTHOUSE	27,127	-	-	-	-
3301535	542000	SO033	FIREWALL REPLACEMENT (HISTORICAL COURTHOUSE)	-	8,000	-	-	-
3301535	542000	SO034	WIRELESS NETWORK UPGRADE	-	25,000	-	-	-
3301535	542000	SO035	FIBER INSTALLATION	-	103,300	-	-	-
3301535	542000	SO036	TYLER CONTENT MANAGER (TCM)	-	24,106	-	-	-
3301535	542000	SO041	UNINTERRUPTABLE POWER SUPPLIES	-	-	30,000	30,000	30,000
3301535	542000	SO042	COUNTY WEBSITE REPLACEMENT	-	-	80,000	80,000	80,000
TOTAL INFORMATION TECHNOLOGY				163,629	180,406	135,000	135,000	135,000

TAX ASSESSOR

3301550	542000	VH002	VEHICLE - TAX ASSESSOR	-	-	30,000	30,000	30,000
TOTAL FOR TAX ASSESSOR				-	-	30,000	30,000	30,000

BUILDINGS & GROUNDS

3301565	542000	VH061	B&G - VEHICLE	-	-	50,000	50,000	50,000
TOTAL FOR BUILDINGS & GROUNDS				-	-	50,000	50,000	50,000

SHERIFF'S OFFICE

3303300	542000	CS012	DESKTOP COMPUTERS - SHERIFF	59,974	60,000	182,319	393,000	393,000
3303300	542000	FN001	OFFICE FURNITURE REPLACEMENT	-	100,000	-	-	-
3303300	542000	VH013	VEHICLES	400,000	458,000	-	-	-
3303300	542000	VH062	FY2024 VEHICLES - SHERIFF	-	-	264,663	-	-
TOTAL FOR SHERIFF'S OFFICE				459,974	618,000	446,982	393,000	393,000

FIRE

3303505	541000	CO515	FIRE STATION CONSTRUCTION	19,735	750,000	1,963,523	1,963,523	1,963,523
3303505	542000	EQ099	PERSONAL PROTECTIVE EQUIPMENT	-	-	61,500	61,500	61,500
3303505	542000	VH031	LADDER TRUCK	494,500	-	-	-	-
TOTAL FOR FIRE				514,235	750,000	2,025,023	2,025,023	2,025,023

SPLOST - 2018 FUND

330

EXPENDITURES

Account Number	Account Description	FY2021 Actual	FY2022 Original Budget	FY2023 Department's Requested Budget	FY2023 Manager's Recommended Budget	FY2023 Commission Approved Budget
----------------	---------------------	---------------	------------------------	--------------------------------------	-------------------------------------	-----------------------------------

CORONER

3303700	542000 VH063	FORD TRANSIT VAN W/ SEPARATOR	-	-	40,000	40,000	40,000
3303700	542000 VH064	VEHICLE - CORONER	-	-	40,000	40,000	40,000
TOTAL FOR CORONER			-	-	80,000	80,000	80,000

ANIMAL CONTROL

3303910	542000 EQ004	KENNEL CAGES	-	20,000	15,000	15,000	15,000
3303910	542000 VH007	VEHICLES - ANIMAL CONTROL	85,851	-	-	-	-
TOTAL FOR ANIMAL CONTROL			85,851	20,000	15,000	15,000	15,000

TRANSPORTATION

3304101	542000 VH065	VEHICLE - TRANSPORTATION	-	-	40,000	40,000	40,000
TOTAL FOR TRANSPORTATION			-	-	40,000	40,000	40,000

ROADS & BRIDGES

3304200	541000 SR062	2019 ROAD IMPROVEMENTS	505,101	-	-	-	-
3304200	541000 SR071	CITY POND RD @ ROCKWELL CH IMPROV.	3,485	-	-	-	-
3304200	541000 SR075	2022 - LMIG PROGRAM	-	309,000	-	-	-
3304200	541000 SR076	2022 - OFF SYSTEM ADDITIONAL LMIG	-	37,500	-	-	-
3304200	541000 SR077	2022 ROAD IMPROV. NON-LMIG	-	2,300,000	-	-	-
3304200	541000 SR078	TRAFFIC LINE RE-STRIPING & SIGNS	-	100,000	-	-	-
3304200	541000 SR080	DIRT ROAD PAVING - THURMOND CIRCLE	-	300,000	-	-	-
3304200	541000 SR081	CITY PONG & ROCKWELL CHURCH IMPROV. REALIGNMENT	-	150,000	-	-	-
3304200	541000 SR082	ROXEY MAXEY RD. & BILL RUTLEDGE RD. SIDEWALK/CROSSWALK	-	25,000	-	-	-
3304200	541000 SR083	SR81 & TOM MILLER RD IMPROVEMENT	-	500,000	-	-	-
3304200	541000 SR089	2023 ROAD IMPROV. NON-LMIG	-	-	2,250,678	2,250,678	2,250,678
3304200	542000 EQ073	SALT SPREADER	8,930	-	-	-	-
3304200	542000 EQ081	JOHN DEERE 333G	15,630	-	-	-	-
3304200	542000 EQ082	CATERPILLAR EXCAVATOR 320L	-	250,000	-	-	-
3304200	542000 EQ083	STREET SWEEPER BROOM	-	90,000	-	-	-
3304200	542000 EQ084	TANDEM DUMP TRUCK	-	200,000	-	-	-
3304200	542000 EQ100	MOTOR GRADER 140G	-	-	200,000	200,000	200,000
3304200	542000 EQ101	TACK DISTRIBUTOR	-	-	20,000	20,000	20,000
3304200	542000 VH045	SIGN TRUCK	46,645	-	-	-	-
3304200	542000 VH046	FLAT BED TRUCK	87,071	-	-	-	-
3304200	542000 VH058	RAM 4500 4X4 CREW CAB	-	60,000	-	-	-
TOTAL FOR ROADS & BRIDGES			720,990	4,321,500	2,470,678	2,470,678	2,470,678

STORMWATER

3304320	541000 BL026	STORMWATER OPERATIONS SHOP	-	200,000	125,000	125,000	125,000
TOTAL FOR STORMWATER			-	200,000	125,000	125,000	125,000

WASTEWATER SYSTEM

3304335	541000 SS022	TANNER'S BRIDGE WASTEWTR RECLAM FAC	7,329,289	-	-	-	-
TOTAL FOR WASTEWATER SYSTEM			7,329,289	-	-	-	-

WATER - WHOLESALE

3304400	541000 WA025	WATER METER VAULT IMPROVEMENTS	10,355	-	-	-	-
TOTAL FOR WATER - WHOLESALE			10,355	-	-	-	-

SENIOR CENTER

3305404	542000 VH066	SHUTTLE BUS	-	-	65,000	65,000	65,000
TOTAL FOR SENIOR CENTER			-	-	65,000	65,000	65,000

PARKS, RECREATION, & LEISURE SERVICES

3306100	541000 SL025	VICTOR LORD PARK EXPANSION	623,635	-	-	-	-
3306100	541000 SL032	FACILITIES - SPLOST 2018 ALLOC -VLP	84,621	-	-	-	-
3306100	542000 EQ103	JOHN DEERE GATOR	-	-	9,000	9,000	9,000
3306100	542000 VH067	VEHICLE - P&R	-	-	35,000	35,000	35,000
TOTAL FOR PARKS, RECREATION, & LEISURE SERVICES			708,256	-	44,000	44,000	44,000

SPLOST - 2018 FUND

330

EXPENDITURES

Account Number	Account Description	FY2021 Actual	FY2022 Original Budget	FY2023 Department's Requested Budget	FY2023 Manager's Recommended Budget	FY2023 Commission Approved Budget
----------------	---------------------	---------------	------------------------	--------------------------------------	-------------------------------------	-----------------------------------

COOPERATIVE EXTENTION

3307110	542000	VH001	COOPERATIVE EXTENTION TRANSIT VAN	-	35,000	-	-	-
TOTAL FOR PARKS, RECREATION, & LEISURE SERVICES				-	35,000	-	-	-
TOTAL CAPITAL OUTLAY				9,992,579	6,124,906	5,544,183	5,490,201	5,490,201

OTHER COSTS

NON-DEPARTMENTAL

3301556	579000		CONTINGENCIES	-	2,293,912	-	-	-
TOTAL OTHER FINANCING USES				-	2,293,912	-	-	-

INTERGOVERNMENTAL PAYMENTS

3304960	541501		AUBURN SPLOST EXPENSE	1,521,605	1,270,771	-	-	-
3304960	541502		BETHLEHEM SPLOST EXPENSES	136,940	114,366	-	-	-
3304960	541503		BRASELTON SPLOST EXPENSE	247,221	206,467	-	-	-
3304960	541504		CARL SPLOST EXPENSE	58,103	48,525	-	-	-
3304960	541505		STATHAM SPLOST EXPENSE	548,671	458,224	-	-	-
3304960	541506		WINDER SPLOST EXPENSE	3,212,505	2,682,929	-	-	-
TOTAL FOR INTERGOVERNMENTAL PAYMENTS				5,725,044	4,781,282	-	-	-

OTHER FINANCING USES

3308000	611000		TRANSFERS OUT - W&S FUND	26,429	50,000	3,156,468	3,156,468	3,156,468
TOTAL OTHER FINANCING USES				26,429	50,000	3,156,468	3,156,468	3,156,468

TOTAL EXPENDITURES				15,744,052	13,250,100	8,700,651	8,646,669	8,646,669
---------------------------	--	--	--	-------------------	-------------------	------------------	------------------	------------------

FUND PROFILE

A referendum was held on August 24th, 2021, to determine if the county voters wanted to continue the 1% Special Purpose Local Option Sales Tax for a six year period to raise an estimated total \$120,800,000, with \$38,600,000 dedicated to fund Level 1 County-Wide project, the Jail and Justice Center Expansion project. The remaining 2022 SPLOST collections received by the County shall be disbursed as 62.52% to the County and 37.48% to the Municipalities. The capital outlay to be owned or operated by County and or the Cities included the following: Roads, Streets, Bridges, & Improvements; Sewer System projects and equipment; Water system projects & equipment; County facility projects & improvements; Stormwater projects; Purchase of equipment including voting equipment and technology, systems & software upgrades & improvements;

The election took place on November 2nd, 2011. Collection of this Sales and Use tax will start on June 1st, 2022, for a period of time not to exceed six (6) years.

STAFFING PLAN

Position Title	FY 2021	FY 2022	FY 2023
No positions in this fund	-	-	-
TOTAL POSITIONS	-	-	-

FY2023 BUDGET HIGHLIGHTS***FY2023 CIP to be funded by SPLOST 2022 Fund:*****Sheriff's Office (3300)**

- \$1,727,291 County Jail & Justice Center Expansion (BL050)

Parks & Recreation (6100)

- \$225,000 Replace all Metal Halide Light Fixtures to LED (SL044)

FY2023 transfers for UOBWA debt payment:

- \$1,209,692 Transfers out to Water & Sewer Fund.

FY2023 payments to the cities:

- \$408,679 City of Auburn
- \$38,621 Town of Bethlehem
- \$96,052 City of Braselton
- \$12,485 Town of Carl
- \$151,486 City of Statham
- \$957,192 City of Winder

FY2023 Contingency fund:

- \$12,938,392 Contingencies

REVENUES

Account Number	Account Description	FY2021 Actual	FY2022 Original Budget	FY2023 Department's Requested Budget	FY2023 Manager's Recommended Budget	FY2023 Commission Approved Budget
----------------	---------------------	---------------	------------------------	--------------------------------------	-------------------------------------	-----------------------------------

TAXES

33500001	313200		SPLOST	-	-	17,760,390	17,760,390	17,760,390
TOTAL USE OF TAXES				-	-	17,760,390	17,760,390	17,760,390

INTEREST INCOME

33500001	361000		INTEREST REVENUES	-	-	500	500	500
33500001	361002		GA FUND 1 INTEREST REVENUE	-	-	3,000	3,000	3,000
33500001	361003		INVESTMENT ACCT CS&B INTEREST	-	-	1,000	1,000	1,000
TOTAL INTEREST INCOME				-	-	4,500	4,500	4,500

TOTAL REVENUES				-	-	17,764,890	17,764,890	17,764,890
-----------------------	--	--	--	---	---	-------------------	-------------------	-------------------

EXPENDITURES

Account Number	Account Description	FY2021 Actual	FY2022 Original Budget	FY2023 Department's Requested Budget	FY2023 Manager's Recommended Budget	FY2023 Commission Approved Budget
----------------	---------------------	---------------	------------------------	--------------------------------------	-------------------------------------	-----------------------------------

CAPITAL OUTLAY**SHERIFF'S OFFICE**

3353300	541000	BL050	JAIL & JUSTICE CENTER EXPAN.	-	-	1,727,291	1,727,291	1,727,291
TOTAL FOR SHERIFF'S OFFICE				-	-	1,727,291	1,727,291	1,727,291

PARKS & RECREATION

3356100	541000	SL044	REPLACE LIGHT FIXTURES TO LED	-	-	225,000	225,000	225,000
TOTAL FOR PARKS & RECREATION				-	-	225,000	225,000	225,000

OTHER COSTS**NON-DEPARTMENTAL**

3351556	579000		CONTINGENCIES	-	-	12,938,392	12,938,392	12,938,392
TOTAL OTHER FINANCING USES				-	-	12,938,392	12,938,392	12,938,392

INTERGOVERNMENTAL PAYMENTS

3354960	541501		AUBURN SPLOST EXPENSE	-	-	408,679	408,679	408,679
3354960	541502		BETHLEHEM SPLOST EXPENSES	-	-	38,621	38,621	38,621
3354960	541503		BRASELTON SPLOST EXPENSE	-	-	96,052	96,052	96,052
3354960	541504		CARL SPLOST EXPENSE	-	-	12,485	12,485	12,485
3354960	541505		STATHAM SPLOST EXPENSE	-	-	151,486	151,486	151,486
3354960	541506		WINDER SPLOST EXPENSE	-	-	957,192	957,192	957,192
TOTAL FOR INTERGOVERNMENTAL PAYMENTS				-	-	1,664,515	1,664,515	1,664,515

OTHER FINANCING USES

3358000	611000		TRANSFERS OUT	-	-	1,209,692	1,209,692	1,209,692
TOTAL OTHER FINANCING USES				-	-	1,209,692	1,209,692	1,209,692

TOTAL EXPENDITURES				-	-	17,764,890	17,764,890	17,764,890
---------------------------	--	--	--	---	---	-------------------	-------------------	-------------------



BARROW COUNTY
— *Georgia* —



BARROW COUNTY
Georgia

DEBT SERVICE FUND

Debt service funds are used to account for and report financial resources that are restricted, committed, or assigned to expenditure for principal and interest. General obligation bonds fund accounts for property taxes to be used to retire bond principal and to pay interest on general obligation bonds.

General Obligation Bonds (GO Bonds) – Fund 410

Industrial Building Authority Debt Service (IBA) – Fund 412

SUMMARY OF DEBT FUNDS

SUMMARY OF REVENUES

Account Description	FY2021 Actual	FY2022 Original Budget	FY2023 Manager's Recommended Budget	FY2023 Commission Approved Budget	% Change From FY2022-23 Budget
General Obligation Bond (410)	4,828,624	4,365,900	4,354,525	4,354,525	-0.26%
Industrial Building Authority Debt Service Fund (412)	11,428,394	1,022,573	1,048,721	1,048,721	2.56%
TOTAL REVENUES	16,257,017	5,388,473	5,403,246	5,403,246	0.27%

SUMMARY OF EXPENDITURES

Account Description	FY2021 Actual	FY2022 Original Budget	FY2023 Manager's Recommended Budget	FY2023 Commission Approved Budget	% Change From FY2022-23 Budget
General Obligation Bond (410)	4,884,300	4,365,900	4,354,525	4,354,525	-0.26%
Industrial Building Authority Debt Service Fund (412)	11,479,693	1,022,573	1,048,721	1,048,721	2.56%
TOTAL EXPENDITURES	16,363,993	5,388,473	5,403,246	5,403,246	0.27%

FUND PROFILE

Debt service funds are used to account for and report financial resources that are restricted, committed, or assigned to expenditure for principal and interest. General obligation bonds fund accounts for property taxes to be used to retire bond principal and to pay interest on general obligation bonds.

During the fiscal year ended September 30, 2006, the County issued a \$58,000,000 General Obligation Sales Tax Bond, Series 2005 (the "Series 2005 Bonds"), with interest rates ranging from 3.5% to 5.00%. The Series 2005 Bonds were issued for the purpose of providing funds to pay or to be applied toward the cost of capital outlay projects. The County made interest payments in April and October of each fiscal year, with the principal due in October of each fiscal year. On September 14, 2012, the County refunded a portion of the Series 2005 general obligation bonds. The remaining 2005 Bonds total \$5,275,000 with interest rates ranging between 4.0% and 5.0%, were paid off in fiscal year 2016.

Refunding General Obligation Bond Series 2012 – In September 2012, the County refunded \$37,305,000 of the 2005 General Obligation Bonds. The new bonds issued totaled \$42,845,000 with an interest rate of 2.350%. A savings of \$2,600,770 was realized from this refinancing and was used for the construction of the mandated narrow band radio communication system.

The 2012 GO Bond has been funded with SPLOST funds since 2005. Starting October 1, 2019, it will be paid using a special mileage levy on the property taxes digest.

STAFFING PLAN

Position Title	FY 2021	FY 2022	FY 2023
No positions in this fund	-	-	-
TOTAL POSITIONS	-	-	-

FY2023 BUDGET HIGHLIGHTS

- Principal payment, October 1, 2022 - \$3,610,000.
- Total Interest Payment, October 1, 2022 & April 1, 2023 - \$743,425.

GENERAL OBLIGATION BONDS FUND

410

REVENUES

Account Number	Account Description	FY2021 Actual	FY2022 Original Budget	FY2023 Department's Requested Budget	FY2023 Manager's Recommended Budget	FY2023 Commission Approved Budget
----------------	---------------------	---------------	------------------------	--------------------------------------	-------------------------------------	-----------------------------------

TAXES

41000001	311100	REAL PROPERTY TAX	4,747,977	4,304,800	4,317,425	4,317,425	4,317,425
41000001	311310	MOTOR VEHICLE TAX	77,109	60,000	36,000	36,000	36,000
TOTAL TAXES			4,825,086	4,364,800	4,353,425	4,353,425	4,353,425

INTEREST INCOME

41000001	361000	INTEREST REVENUES	447	500	300	300	300
41000001	361002	GA FUND 1 INTEREST REVENUE	3,090	600	800	800	800
TOTAL TAXES			3,537	1,100	1,100	1,100	1,100

TOTAL REVENUES			4,828,624	4,365,900	4,354,525	4,354,525	4,354,525
----------------	--	--	-----------	-----------	-----------	-----------	-----------

EXPENDITURES

Account Number	Account Description	FY2021 Actual	FY2022 Original Budget	FY2023 Department's Requested Budget	FY2023 Manager's Recommended Budget	FY2023 Commission Approved Budget
----------------	---------------------	---------------	------------------------	--------------------------------------	-------------------------------------	-----------------------------------

CONTRACTED SERVICES

4108000	521200	PROFESSIONAL SERVICES	1,075	1,100	1,100	1,100	1,100
TOTAL OTHER COSTS			1,075	1,100	1,100	1,100	1,100

DEBT SERVICE

4108000	581100	BOND REPAYMENT	3,820,000	3,445,000	3,610,000	3,610,000	3,610,000
4108000	582100	INTEREST EXP.	1,063,225	919,800	743,425	743,425	743,425
TOTAL DEBT SERVICE			4,883,225	4,364,800	4,353,425	4,353,425	4,353,425

TOTAL EXPENDITURES			4,884,300	4,365,900	4,354,525	4,354,525	4,354,525
--------------------	--	--	-----------	-----------	-----------	-----------	-----------

FUND PROFILE

The purpose of this Fund is to properly account for revenues that are generated through the levy of an Economic Development Millage for the purpose of advancing economic development improvements within Barrow County. As part of the annual budget preparation, each fiscal year the County Manager and Economic Developer, in conjunction with the Winder-Barrow Industrial Building Authority, develops a budget for specific capital projects to be funded with Economic Development Improvement Funds.

STAFFING PLAN

Position Title		FY 2021	FY 2022	FY 2023
No positions in this fund		-	-	-
TOTAL POSITIONS		-	-	-

FY2023 BUDGET HIGHLIGHTS

- Principal payment, October 1, 2022 - \$872,000.
- Total Interest Payment, October 1, 2022 & April 1, 2023 - \$175,601.

INDUSTRIAL BUILDING AUTHORITY DEBT SERVICE FUND**412****REVENUES**

Account Number	Account Description	FY2021 Actual	FY2022 Original Budget	FY2023 Department's Requested Budget	FY2023 Manager's Recommended Budget	FY2023 Commission Approved Budget
----------------	---------------------	---------------	------------------------	--------------------------------------	-------------------------------------	-----------------------------------

TAXES

41200001	311100	REAL PROPERTY TAX	1,070,002	1,002,513	1,037,661	1,037,661	1,037,661
41200001	311310	MOTOR VEHICLE TAX	11,344	20,000	11,000	11,000	11,000
TOTAL TAXES			1,081,346	1,022,513	1,048,661	1,048,661	1,048,661

INTEREST INCOME

41200001	361000	INTEREST REVENUES	48	50	50	50	50
41200001	361002	GA FUND 1 INTEREST REVENUE	-	10	10	10	10
TOTAL INTEREST INCOME			48	60	60	60	60

OTHER FINANCING SOURCES

41290001	393300	REFUNDING BONDS	10,347,000	-	-	-	-
TOTAL OTHER FINANCING SOURCES			10,347,000	-	-	-	-

TOTAL REVENUES			11,428,394	1,022,573	1,048,721	1,048,721	1,048,721
-----------------------	--	--	-------------------	------------------	------------------	------------------	------------------

EXPENDITURES

Account Number	Account Description	FY2021 Actual	FY2022 Original Budget	FY2023 Department's Requested Budget	FY2023 Manager's Recommended Budget	FY2023 Commission Approved Budget
----------------	---------------------	---------------	------------------------	--------------------------------------	-------------------------------------	-----------------------------------

CONTRACTED SERVICES

4127500	521200	PROFESSIONAL SERVICES	(247)	1,120	1,120	1,120	1,120
TOTAL OTHER COSTS			(247)	1,120	1,120	1,120	1,120

DEBT SERVICE

4127500	581000	DEBT PAYMENT - PRINCIPAL	765,000	836,000	872,000	872,000	872,000
4127500	582000	DEBT PYMT - INTEREST	367,940	185,453	175,601	175,601	175,601
4128000	584000	ISSUANCE COSTS	180,054	-	-	-	-
TOTAL DEBT SERVICE			1,312,994	1,021,453	1,047,601	1,047,601	1,047,601

OTHER FINANCING USES

4129000	585000	PAYMENT TO REF ESCROW	10,166,946	-	-	-	-
TOTAL OTHER FINANCING USES			10,166,946	-	-	-	-

TOTAL EXPENDITURES			11,479,693	1,022,573	1,048,721	1,048,721	1,048,721
---------------------------	--	--	-------------------	------------------	------------------	------------------	------------------



BARROW COUNTY
Georgia



BARROW COUNTY
Georgia

ENTERPRISE FUNDS

Enterprise Funds are used to account for all county operations that are financed and operated in the same manner as private enterprises, on a self-supporting basis. The county has two (2) Enterprise Funds as listed below.

Water & Sewerage Fund (507/517/527/537)

- Fund 507 – Operating Fund
- Fund 517 – Capital Capacity Fund recording all the capacity fees paid.
- Fund 527 - Projects approved in the CIP are to be recorded in this fund.
- Fund 537 – Life Cycle Replacement Fund.

Storm Water Utility Fund (508)

BARROW COUNTY
FINANCIAL POLICIES
WATER AND SEWER ENTERPRISE FUND

PURPOSE:

The Department of Public Utilities operate the water and sewer utility systems under jurisdiction and control of the Barrow County Board of Commissioners.

The purpose of these financial policies is to ensure effective fiscal management of the utility system, provide adequate funding for system improvements, capital projects, and the payment of long-term debt obligations.

ANNUAL BUDGET

A business approach is used in operating and budgeting enterprise funds. The annual operating budget for the water and sewer enterprise fund will be prepared on a cash basis.

The annual budget will list all operating revenues and expenses, and all non-operating revenue and expense. The budget will include an expenses line item for “Contingencies.” Contingency will be the amount of total revenue in excess of total expenses. Contingency funds can be utilized by the department to cover operational expense or capital projects. The annual budget will be presented as a balanced budget.

OPERATING REVENUE AND EXPENSE:

The Director of Public Works, or his/her designee, shall estimate annual operating revenues for water and sewer service using an objective, analytical process, based on utility usage projections, and the current rate and fee schedules.

Operating revenues include: User fees for wholesale and retail water sales, utility connection fees, late payment penalty fees, charges for service, and all other fees adopted annually by the Board of Commissioners in the county budget.

Non-operating revenue include: Capacity fees, one time payments made by developers or municipalities intended to fund specific capital projects, and the transfer in of SPLOST revenue.

Operating expenses include: The cost of water received from the Upper Oconee Basin Water Authority (UOBWA), all expenses for personnel, materials, supplies, miscellaneous equipment, vehicles, and professional services needed for the day to day operation of the water and sewer

utilities. Indirect services received by the enterprise fund from the General Fund will be charged to the utilities as an operating expense. The CFO and Public Utility Director will establish the annual indirect expense amount.

Non-operating expenses include: The annual payment of debt obligations incurred by the department and transfer of Sewer Capacity Fees to the Capital Project Fund.

UTILITY SYSTEM RATES AND FEES:

A variety of rates and fees are used to fund the Water and Sewer Enterprise Fund. Fair and equitable pricing measures will be utilized recognizing that the cost of providing water and sewer service varies throughout the county. Unique zones may be implemented to recover specific system infrastructure costs. All rates and fees will be adopted annually as part of the budget process and approved by the Board of Commissioners.

A rate study may be performed periodically by an independent rate consultant to ensure that rates, fees and charges are fully recovering cost on a fair and equitable basis.

CAPACITY FEES:

Sewer Capacity Fees are charged to new users at a rate per Equivalent Residential Unit (ERU). Capacity fees are critical to the funding of the future system expansion necessitated by the growth in development. Capacity fees are restricted for future water and sewer capital projects and will be placed in the Capital Project Fund. Capacity fees and the volume of ERU's will be adopted annually as part of the budget process and approved by the Board of Commissioners. Capacity fees are non-refundable and may be used to fund capital projects when received by the county.

CONNECTION FEES:

Sewer Connection Fees are charged to new users that connect to county infrastructure. Sewer Connection Fees are an operational revenue established annually during the budget process and adopted by the Board of Commissioners.

Water Connection Fees are charged to new users to cover the cost of installation of water meters, and to cover the cost of system components maintained by the county to continuously provide adequate supply of water thru its water distribution system. Water capacity fees are an operational revenue.

CAPITAL IMPROVEMENT PLAN:

The Enterprise Fund budget will include a 5-year Capital Improvement Plan (CIP). Water and Sewer projects listed in the Capital Improvement Plan will identify the funding sources budgeted to pay for projects. When the Enterprise Fund budget is adopted by the Board of Commissioners, the 5-year CIP is simultaneously adopted, and these funds become committed and remain in a restricted Capital Project fund. Projects not completed will remain pending, and the funding remains committed until the project is completed.

WHOLESALE WATER:

Revenue derived from the wholesale of water to municipal or county systems is considered an operating revenue. Barrow county owns a portion of the Bear Creek Reservoir thru its partnership in the UOBWA. Staff will pursue competitive wholesale rates to increase overall water sales. Municipal contract pricing for wholesale water may vary and be affected by a municipality's ability to partner with the county by providing sewer service to the county at competitive rates.

FISCAL 2024 BUDGET STATEMENT :

Beginning with the 2024 Budget the water and sewer enterprise fund budget summary will include additional information intended to convey the effective operation of the business enterprise:

- Department Mission Statement
- Department Goals & Objectives
- 5 Year Reporting of 3-6 Key Performance Measures for each utility.
- Include a statistical section showing utility growth & financial performance for 10 years.

ESTABLISHED FUNDS

CAPITAL CAPACITY FUND:

All capacity fees paid by individual users of the sewer system and capacity fees paid by municipalities that purchase sewer capacity from the county shall be placed in the Capital Capacity Fund. Capacity fees are established in the annual budget and will be reviewed periodically as part of the utility rate and fee study. Revenue in this fund is used to fund capital project expenditures for the water and sewer system, which expand capacity, upgrade systems components, replace aging infrastructure, or improve the overall operation of water and sewer utility infrastructure.

LIFE CYCLE REPLACEMENT FUND:

This fund is initially established by allocating \$1,000,000 from the FY 2022 enterprise fund budget. The Life Cycle Replacement Fund (LCRF) is intended to ensure the enterprise fund has adequate resources to replace infrastructure components and equipment that have aged out. The department will develop and maintain a 10 year schedule of capital equipment and infrastructure replacement which includes its anticipated cost. The LCRF will undergo an in-depth review every 5 years. Funding within the LCRF may be moved to the Capital Project Fund for specific projects with approval by the Board of Commissioners.

CAPITAL PROJECT FUND:

Projects approved in the Enterprise Fund Capital Improvement Plan (CIP) become committed funds upon budget adoption by the Board of Commissioners. These committed funds may roll forward at the end of the fiscal year and will remain in this fund until the project is completed, or formally cancelled. Residual funds from completed projects may be redirected to cover the cost of other projects within the CIP. Movement of funding out of the Capital Project Fund into any other fund must be approved by a vote of the Board of Commissioners.

UNRESTRICTED NET POSITION:

This fund contains revenues accumulated from annual profit of the Enterprise Fund operations. Unrestricted net position funds will function as the Enterprise Fund's "rainy day" fund. Unrestricted net position shall maintain a minimum fund balance of 25% of the Water and Sewer utility's combined annual operating expenses, excluding capital expenditures. Unrestricted net position fund balance in excess of the 25% minimum established herein, shall be transferred to the "Life Cycle Replacement Fund."

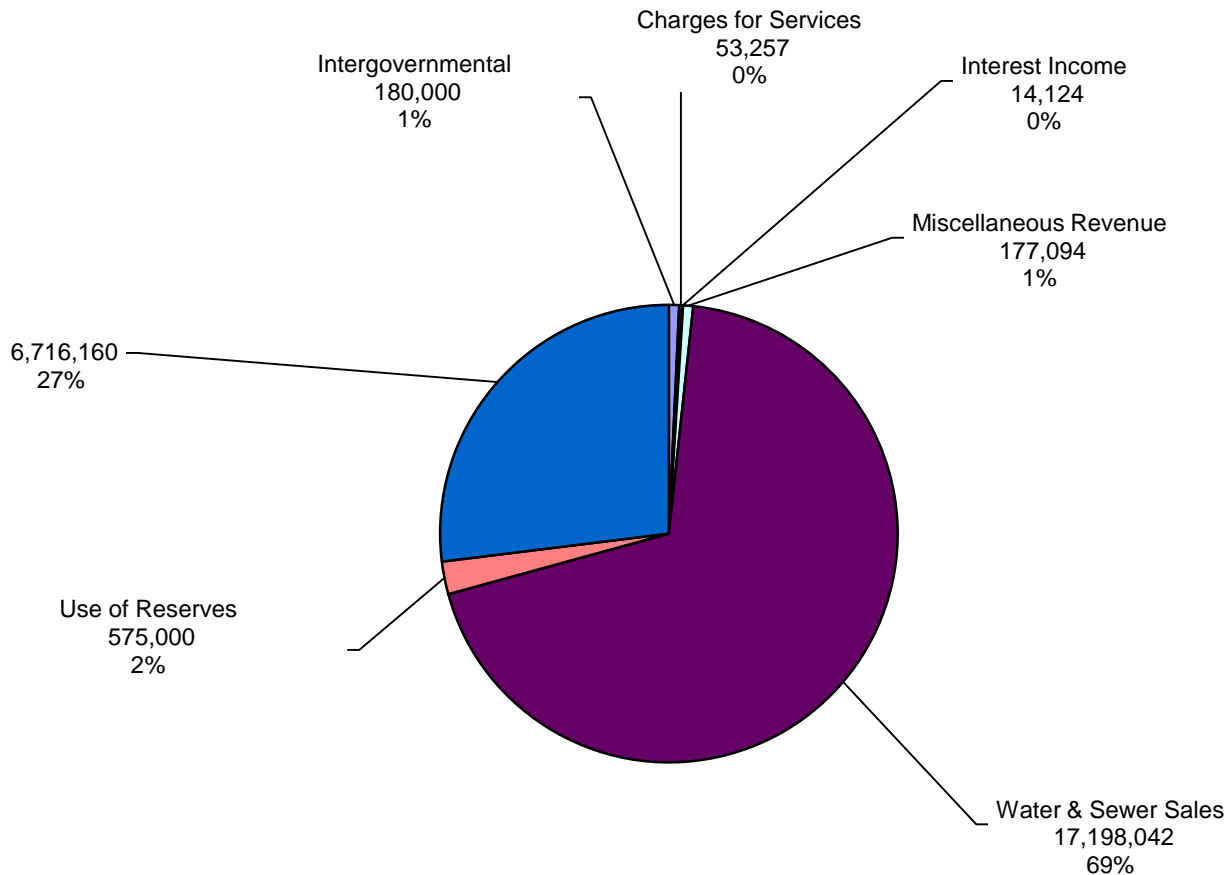
WATER & SEWERAGE FUND REVENUE

507 | 517 | 527 | 537

SUMMARY OF REVENUES

Account Description	FY2021 Actual	FY2022 Original Budget	FY2023 Manager's Recommended Budget	FY2023 Commission Approved Budget	% Change From FY2022-23 Budget
Intergovernmental	171,512	180,000	180,000	180,000	0.00%
Charges for Services	36,442	33,257	53,257	53,257	60.14%
Interest Income	10,816	90,124	14,124	14,124	-84.33%
Miscellaneous Revenue	1,328,262	202,511	177,094	177,094	-12.55%
Water & Sewer Sales	10,452,633	12,261,937	17,198,042	17,198,042	40.26%
Use of Reserves	-	-	575,000	575,000	100.00%
Other Financing Sources	26,429	50,000	6,716,160	6,716,160	13332.32%
TOTAL REVENUES	12,026,094	12,817,829	24,913,677	24,913,677	94.37%

FY 2023 Annual Budget



507 | 517 | 527 | 537

Account Number		Account Description	FY2021 Actual	FY2022 Original Budget	FY2023 Department's Requested Budget	FY2023 Manager's Recommended Budget	FY2023 Commission Approved Budget
INTERGOVERNMENTAL							
50743352	336000	CITY OF STATHAM REIMBURSEMENT	-	180,000	180,000	180,000	180,000
50743362	336000	CITY OF STATHAM REIMBURSEMENT	170,663	-	-	-	-
50743353	334116	SS024 DEPT OF TRANSPORTATION	850	-	-	-	-
TOTAL INTERGOVERNMENTAL			171,512	180,000	180,000	180,000	180,000

50743352	341391	PLAN REVIEW FEES	18,900	13,543	33,543	33,543	33,543
50744012	341391	PLAN REVIEW FEES	17,542	19,714	19,714	19,714	19,714
TOTAL CHARGES FOR SERVICES			36,442	33,257	53,257	53,257	53,257

50700001	361004	RESTRICTED FOR TAP FEES	1,789	10,000	1,500	1,500	1,500
50744011	361000	INTEREST REVENUES	1,133	5,000	1,500	1,500	1,500
50744011	361002	GA FUND 1 INTEREST REVENUE	7,005	65,124	10,124	10,124	10,124
50744011	361003	INVESTMENT ACCT CS&B INTEREST	889	10,000	1,000	1,000	1,000
TOTAL INTEREST INCOME			10,816	90,124	14,124	14,124	14,124

50700001	389004	MISCELLANEOUS REVENUE	215,567	-	-	-	-
50743351	344212	MISCELLANEOUS INCOME	710	-	-	-	-
50743351	381013	CAPITAL CONTRIBUTIONS	467,134	-	-	-	-
50744001	381001	BEAR CREEK RESERVE-LEASE PYMT.	79,356	79,355	-	-	-
50744011	381000	LEASE PAYMENTS	14,965	12,000	16,060	16,060	16,060
50744011	381013	CAPITAL CONTRIBUTIONS	475,478	-	-	-	-
50744012	344211	LATE PENALTIES	56,209	72,994	72,994	72,994	72,994
50744012	344212	MISCELLANEOUS INCOME	1,647	8,685	8,685	8,685	8,685
50744012	381001	OCONEE CTY. WATER LEASE PYMTS	-	-	79,355	79,355	79,355
50744012	389015	CREDIT CARD FEES	17,195	29,477	-	-	-
TOTAL MISCELLANEOUS REVENUE			1,328,262	202,511	177,094	177,094	177,094

50743352	344252		SEWER CONNECTION FEE	-	1,170,000	1,170,000	1,170,000	1,170,000
50743352	344255		SEWER USER FEES	1,241,917	1,942,500	2,053,500	2,053,500	2,053,500
50743352	344256		SEWER CAPACITY FEES	362,600	-	-	-	-
50743352	344258		OONEE GA. CLUB	61,013	48,000	58,000	58,000	58,000
50743352	344259		ADV SEWER CAP FEES-RESTRICTED	3,370,950	-	-	-	-
50743352	344260	SS026	AUBURN AREA PUMP STATION	142,680	-	2,908,666	2,908,666	2,908,666
50744002	344210		WHOLESALE WATER REVENUE	1,028,705	1,330,480	-	-	-
50744012	344209		WHOLESALE WATER REVENUE	-	-	1,330,480	1,330,480	1,330,480
50744012	344210		WATER SALES	3,609,827	4,111,899	4,188,638	4,188,638	4,188,638
50744012	344213		NEW METER SALES	539,752	628,800	-	-	-
50744012	344214		SERVICE ACTIVATION FEE	95,189	105,258	118,758	118,758	118,758
50744012	344215		WATER CONNECTION FEE	-	-	1,260,000	1,260,000	1,260,000
TOTAL WATER & SEWER SALES				10,452,633	9,336,937	13,088,042	13,088,042	13,088,042

50743351	391200		OPERATING TRANSFERS IN	26,429	50,000	3,156,468	3,156,468	3,156,468
50744011	391226		TF IN FROM SPLOST 2022	-	-	1,209,692	1,209,692	1,209,692
TOTAL OTHER FINANCING SOURCES				26,429	50,000	4,366,160	4,366,160	4,366,160

51743352	344254	SEWER CAPACITY FEES	-	2,925,000	3,375,000	3,375,000	3,375,000
51744012	344253	WATER CAPITAL-CAPACITY FEES	-	-	735,000	735,000	735,000
TOTAL WATER & SEWER SALES - FUND 517				-	2,925,000	4,110,000	4,110,000

52743351	391229		TF IN - CAPITAL CAPACITY/FEE	-	-	-	2,350,000	2,350,000
TOTAL OTHER FINANCING SOURCES - FUND 527				-	-	-	2,350,000	2,350,000

53744011	392112	USE OF RESERVES - FROM FND 507	-	-	-	575,000	575,000
TOTAL USE OF RESERVES - FUND 537			-	-	-	575,000	575,000

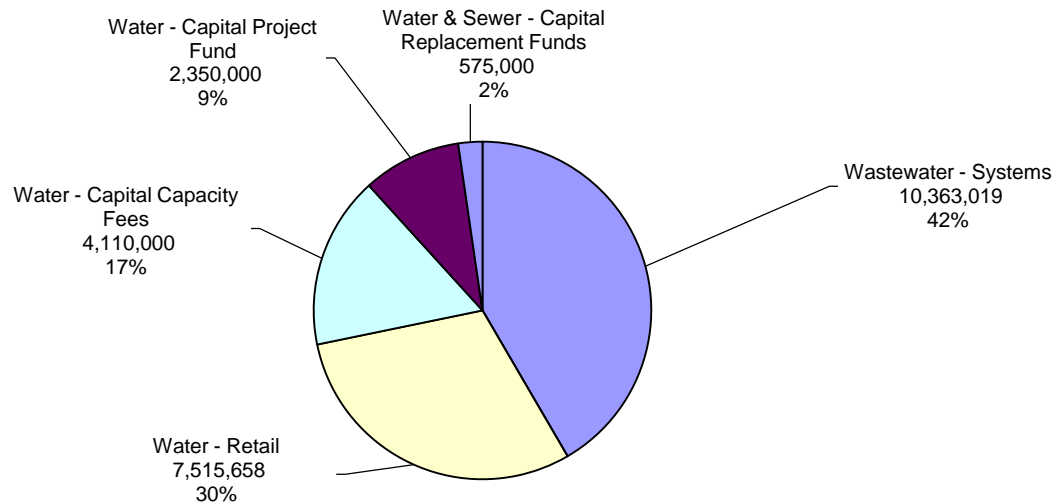
WATER & SEWERAGE FUND EXPENSES

507 | 517 | 527 | 537

SUMMARY OF EXPENSES BY DEPARTMENT

Account Description	FY2021 Actual	FY2022 Original Budget	FY2023 Manager's Recommended Budget	FY2023 Commission Approved Budget	% Change From FY2022-23 Budget
Wastewater - Systems	1,278,017	2,705,624	10,363,019	10,363,019	283.02%
Water - Wholesale	1,604,857	2,668,741	-	-	-100.00%
Water - Retail	1,244,557	2,093,604	7,515,658	7,515,658	258.98%
Water - Capital Capacity Fees	-	2,880,666	4,110,000	4,110,000	42.68%
Water - Capital Project Fund	-	-	2,350,000	2,350,000	100.00%
Water & Sewer - Capital Replacement Funds	-	-	575,000	575,000	100.00%
Total before NC Item	4,127,431	10,348,635	24,913,677	24,913,677	140.74%
Depreciation/Amortization	2,185,255	2,387,300	-	-	-100.00%
TOTAL EXPENSES	6,312,686	12,735,935	24,913,677	24,913,677	95.62%

FY 2023 Annual Budget Cash Transactions





BARROW COUNTY
Georgia



BARROW COUNTY
Georgia

**WATER & SEWERAGE FUND
DEPARTMENTAL BUDGETS**

DEPARTMENT PROFILE

The Barrow County Wastewater Department serves about 3576 customers in unincorporated Barrow County, the City of Auburn, the City of Statham and parts of the City of Winder. The Department operates two Water Reclamation Facilities, one at Tanner's Bridge Road and the second at Wylie McGuire Road. The Barber Creek facility is currently expanding capabilities of up to 1.5 million gallons per day. The Tanner's Bridge Road Facility has been expanded to an additional 1 million gallons per day of capacity and now has a total of 1.5 million gallons per day. The Wastewater Department infrastructure includes 13 pump stations, 21 miles of force main, 54 miles of gravity sewer lines and 1,836 linear feet of reuse lines, and has a 1 MGD pre-purchased capacity agreement with the City of Winder in their Cedar Creek water reclamation facility. The department will be adding 2 regional sewer pump stations, one in the NW area of the county and the second on Hwy 316 between Hwy 81 and Hwy 11. These new pump stations will accommodate the current and upcoming growth in the county.

STAFFING PLAN

Position Title	FY 2021	FY 2022	FY 2023
Full Time:			
Assistant Utility Manager	-	1	1
Utility Operations Coordinator	1	-	-
Wastewater Systems Supervisor	1	1	1
Wastewater Treatment Plant Operator (I ,II or III)	1	1	1
Wastewater Treatment Plant Mechanic	2	2	2
Utility System Inspector	-	-	1
TOTAL POSITIONS	5	5	6

FY2023 BUDGET HIGHLIGHTS

- **Salary & Wages - \$301,983.**
 - \$41,057 for the utilities System Inspector new position.
- **On-Call Pay - \$9,173.**
- **Professional Services - \$628,323.** Increased by \$272,266.
 - Increased on-demand Engineering Services, Master Plan.
 - \$128,100 for Barber Creek operational expenses.
 - County Wide Sewer Study \$100,000, rate study \$25,000
 - \$79,900 for Pipe line repairs and plant processing equipment repairs.
- **Technical Services - \$59,000.**
 - \$29,000 - for GIS Mapping services, Hyper web Licenses fees.
- **Cleaning/Garbage Services - 144,242.** Increased by \$97,642.
 - Sludge hauling, land fill, TB Sludge hauling, cleaning offices and labs at 3 buildings (\$ 20,000)
- **Repairs & Maintenance - \$218,000.** Increased it by \$88,000.
 - Increased maintenance and repair on existing, aging infrastructure; gravel for two pump station roads and the Tanners Bridge plant entrance road.

FY2023 BUDGET HIGHLIGHTS (Continued)

- **Communications - \$42,541.** Increased by \$14,361 due to Tanner's Bridge expansion.
- **Administration Fee - \$135,000.**
 - For the Winder payment fees.
- General Supplies & Materials - \$48,161.**
 - Lab supplies for Waste-Water facilities
- Utilities - \$180,000.**
 - Increase due to Tanners Bridge facility coming on Line.
- **Other Supplies - \$205,766.** Increased by \$88,266.
 - Price increase for chemicals, Tanners Bridge Odor Solution, & Magnesium Hydroxide for two Pump Stations.
- **Contingencies - \$1,760,000.**
- **Capital outlay expenses include:**
 - Equipment Trailer (EQ096) Fund 507 - \$65,000
 - Service Truck with a crane (EQ097) Fund 507 - \$160,000.
 - Auburn Area Pump Station (SS026) Fund 507 - \$3,808,644
 - Misc. Sewer Expansion (SS036) Fund 517 - \$2,000,000
 - Truck (VH060) Fund 527 - \$40,000.

- **Continue the debt payments for the following:**

	<u>Principal</u>	<u>Interest</u>	<u>Total</u>
- Revenue Bonds Series 2016A	\$ 645,000	\$ 41,161	\$ 686,161
- Revenue Bonds Series 2016B	230,000	28,140	258,140
- Revenue Bonds Series 2017	166,894	49,586	216,480
- Revenue Bonds Series 2019	3,106,468	60,000	3,166,468
	<u>\$ 4,148,362</u>	<u>\$ 178,887</u>	<u>\$ 4,327,249</u>

- **CIP Projects being rolled from FY2022 to FY2023:**

- SR316/SR81 - 12" Gravity Sewer (SS019) - \$78,093
- Auburn Area Pump Station Project (SS026) - \$1,529,376.
- Permanent Bypass Pumps (2) - (SS027) - \$49,557
- Tanner's Bridge Well relocation (SS029) - 33,195.
- Park 53 Sewer Extension (SS029) - \$20,576
- Utility Tractor (EQ075) - \$50,000.
- Barber Creek PLC Control (EQ080) - \$60,000
- SR316/SR53 - 12" Force Main Relocation (SS024) - \$395,730
- Barber Creek Facility Expansion (SS031) - \$1,000,000.
- Vehicle (VH052) - \$35,000.

WASTEWATER DEPARTMENT - SYSTEMS

4335

EXPENSES

Account Number	Account Description	FY2021 Actual	FY2022 Original Budget	FY2023 Department's Requested Budget	FY2023 Manager's Recommended Budget	FY2023 Commission Approved Budget
PERSONNEL COSTS						
5074335 511000	SALARIES & WAGES	188,422	218,578	301,983	301,983	301,983
5074335 511300	SALARIES - OVERTIME	3,532	16,375	16,375	16,375	16,375
5074335 511302	ON-CALL PAY	9,408	9,173	9,173	9,173	9,173
5074335 512100	GROUP INSURANCE	57,094	72,913	97,892	97,892	97,892
5074335 512200	FICA	11,948	15,136	20,307	20,307	20,307
5074335 512300	MEDICARE	2,794	3,540	4,750	4,750	4,750
5074335 512400	RETIREMENT CONTRIBUTIONS	23,752	26,127	22,853	22,853	22,853
5074335 512440	401A EXPENSE	1,562	1,000	2,350	2,350	2,350
TOTAL PERSONNEL COSTS		298,512	362,842	475,683	475,683	475,683

CONTRACTED SERVICES

5074335 521200	PROFESSIONAL SERVICES	167,450	356,057	628,323	628,323	628,323
5074335 521210	PROF SVCS-COUNTY ATTORNEY	9,939	20,584	20,584	20,584	20,584
5074335 521300	TECHNICAL SERVICES	7,514	59,000	59,000	59,000	59,000
5074335 522100	CLEANING/GARBAGE SERVICES	44,008	46,600	144,242	144,242	144,242
5074335 522200	REPAIRS AND MAINTENANCE	126,211	130,000	218,000	218,000	218,000
5074335 522310	RENTALS	-	1,000	1,000	1,000	1,000
5074335 523200	COMMUNICATIONS	25,490	28,180	42,541	42,541	42,541
5074335 523201	POSTAGE	223	200	200	200	200
5074335 523300	ADVERTISING	224	300	300	300	300
5074335 523400	PRINTING AND BINDING	-	100	100	100	100
5074335 523500	TRAVEL	700	1,000	1,000	1,000	1,000
5074335 523600	DUES AND FEES	535	6,750	6,750	6,750	6,750
5074335 523650	ADMINISTRATION FEE	95,048	135,000	135,000	135,000	135,000
5074335 523651	ADMINISTRATION FEE-VOUCHERS	100	-	-	-	-
5074335 523700	EDUCATION AND TRAINING	1,145	7,300	9,800	9,800	9,800
5074335 523850	CONTRACT LABOR	2,069	2,000	2,000	2,000	2,000
TOTAL CONTRACTED SERVICES		480,655	794,071	1,268,840	1,268,840	1,268,840

SUPPLIES

5074335 531100	GENERAL SUPPLIES & MATERIALS	12,248	48,161	48,161	48,161	48,161
5074335 531118	FLEET MAINTENANCE REPAIRS	7,489	9,500	9,500	9,500	9,500
5074335 531150	UNIFORMS	1,944	2,500	4,000	4,000	4,000
5074335 531200	UTILITIES	162,732	180,000	180,000	180,000	180,000
5074335 531270	GASOLINE/DIESEL	10,112	12,000	15,000	15,000	15,000
5074335 531600	SMALL EQUIPMENT	2,000	-	-	-	-
5074335 531700	OTHER SUPPLIES	103,005	117,500	205,766	205,766	205,766
TOTAL SUPPLIES		299,529	369,661	462,427	462,427	462,427

CAPITAL OUTLAY

5074335 541000	CAPITAL - PROPERTY	(4,409,901)	-	-	-	-
5074335 541000 SS022	TANNER'S BRIDGE WASTEWATER RECLAMATION FACILITY	4,264,501	-	-	-	-
5074335 541000 SS026	AUBURN AREA PUMP STATION PROJECT	142,680	-	3,808,644	3,808,644	3,808,644
5074335 541000 SS029	TANNER'S BRIDGE WELL RELOCATION	2,720	-	-	-	-
5074335 542000	CAPITAL - PROPERTY	(25,500)	-	-	-	-
5074335 542000 EQ074	HAY EQUIPMENT	25,500	-	-	-	-
TOTAL CAPITAL OUTLAY		-	-	3,808,644	3,808,644	3,808,644

WASTEWATER DEPARTMENT - SYSTEMS

4335

EXPENSES

Account Number	Account Description	FY2021 Actual	FY2022 Original Budget	FY2023 Department's Requested Budget	FY2023 Manager's Recommended Budget	FY2023 Commission Approved Budget
----------------	---------------------	---------------	------------------------	--------------------------------------	-------------------------------------	-----------------------------------

INTERFUND/INTERDEPARTMENT

5074335	551102	INDIRECT COST ALLOCATION-PW	20,176	20,176	20,176	20,176	20,176
TOTAL INTERFUND/INTERDEPARTMENT			20,176	20,176	20,176	20,176	20,176

DEPRECIATION/AMORTIZATION

5074335	561020	DEPRECIATION - IMPROVEMENTS	598	800	800	-	-
5074335	561030	DEPRECIATION - INFRASTRUCTURE	410,562	405,000	711,000	-	-
5074335	561040	DEPRECIATION - BUILDINGS	217,158	220,000	220,000	-	-
5074335	561050	DEPRECIATION - MACH & EQUIP	17,270	14,500	19,000	-	-
5074335	561080	DEPRECIATION - VEHICLES	15,540	11,000	16,000	-	-
5074335	562000	AMORTIZATION	496,000	496,000	496,000	-	-
TOTAL DEPRECIATION/AMORTIZATION			1,157,128	1,147,300	1,462,800	-	-

DEBT SERVICE

5074335	581000	DEBT PAYMENT - PRINCIPAL	-	1,017,519	4,148,362	4,148,362	4,148,362
5074335	582001	DEBT PAY-INT. S. STATE SS2016A	58,892	52,474	41,161	41,161	41,161
5074335	582004	BB&T-INTEREST-ST-SERIES 2017	58,224	53,963	49,586	49,586	49,586
5074335	582005	DEBT PAY - INTEREST CHASE BANK SS2016B	35,601	32,918	28,140	28,140	28,140
5074335	582104	SS2019 AMERIS BK-INTEREST EXP	26,429	2,000	60,000	60,000	60,000
TOTAL DEBT SERVICE			179,146	1,158,874	4,327,249	4,327,249	4,327,249

TOTAL WASTEWATER DEPARTMENT - SYSTEMS			2,435,145	3,852,924	11,825,819	10,363,019	10,363,019
--	--	--	------------------	------------------	-------------------	-------------------	-------------------

DEPARTMENT PROFILE

The Water Department's water source is the 505 acre Bear Creek reservoir located in Jackson County and operated by the Upper Oconee Water Basin Authority, of which Barrow County is a member. The **Water Department - Retail** provides clean drinking water and fire protection to 6,560 retail customers in three distinct, unincorporated areas of the county. The **Water Department - Wholesale** sells treated water to other jurisdictions on a wholesale basis including Auburn, Braselton, Statham, Winder, and Oconee County. This department maintains over 300 miles of water lines, three pump stations, two 300,000 gallon elevated storage tanks, and a five million gallon ground storage tank. Due to increasing growth, the department will be adding two new elevated water storage tanks. The first will be located in the NE area of the county and the second will be located in the Bethlehem area. This department also repairs leaks, installs water meters and fire hydrants, tests water for EPD compliance, conducts a flushing program to maintain water quality, and bills customers monthly for their water and wastewater use.

STAFFING PLAN - WATER RETAIL & WHOLESALE

Position Title	FY 2021	FY 2022	FY 2023
Full Time:			
Utility Manager	1	1	1
Administrative Assistant (Utility Manager)	-	1	1
Water Distribution Supervisor	1	1	1
Customer Service Supervisor	1	1	1
Customer Service Representative	2	3	3
Water Distribution Field Tech (I,II, or III)	3	5	6
Senior Water Distribution Field Tech (I,II, or III)	1	1	-
Controller			1
Part Time:			
Customer Service Representative	1	1	1
TOTAL POSITIONS	10	14	15

FY2023 BUDGET HIGHLIGHTS

- **Water Department Wholesale division (4400) have been combined with the Water Retail division (4401).**
- **Salaries & Wages - \$681,256.**
 - \$66,772 for the Utilities System Controller new position.
- **Salaries & Wages - Part-Time - \$66,229**
- **Professional Services - \$130,000:**
 - For Water Model and Capital purchase planning.
 - For Hiperweb, system mapping rate study, system pressure modeling, and on demand Engineering services
 - Lead and Coper Compliance Program Consultant
- **Debt Payments:**
 - Upper Oconee Basin Water Authority (UOBWA) - \$930,496
(Principal - \$902,356; Interest - \$279,796.

FY2023 BUDGET HIGHLIGHTS (Continued)

- **Technical Services - \$125,700.** Increased by \$9,000.
 - \$36,7000 for GIS Mapping Hyper web Licenses Fee.
 - \$80,000 for Vault meter testing and Calibration for 20 Vaults.
- **Repairs & Maintenance - \$93,000.** Increased by \$8,000.
 - \$60,000 for Fire hydrant maintenance
 - \$25,000 Tank Maintenance
 - \$8,000 for a 6' fence along the road to protect from theft.
- **Advertising - \$2,200 for Consumer Confidence Report**
- **Dues & Fees - \$25,560:**
 - \$5,000 for Hiperweb Annual fee
 - \$2,000 for in locate ticket costs
 - For 811 locate dues and fees, other organizations that we are members of (AWWA GWWI).
 - Also this covers the license renewal for certified operators.
- **General Supplies and Materials - \$380,000.** Increased by \$12,000:
 - \$88,200 for New meter installs, and meter replacement program.
- **Purchased Water - \$1,125,000. Decreased by \$75,000.**
 - \$75,000 was the removed Statham purchase contract amount.
- **Capital outlay expenses include:**
 - \$85,000 - STD LX Single - Turner Maint. Tractor (EQ098) (Fund 527)
 - \$450,000 - for Old Victron RD. - 12" Water main (WA037) (Fund537).
 - \$125,000 - for Jordan Cofer Vault Upgrade (WA038) (Fund 537).
- **Indirect Cost Allocation - \$20,176.**
 - Contribution towards the Public Director's and Administrative salaries and wages.
- **Contingencies - \$1,637,793**
- **Life cycle Replacement - \$1,358,505.**
- **Debt Payments:**

	<u>Principal</u>	<u>Interest</u>	<u>Total</u>
UOBWA	\$ 964,264	\$ 245,428	\$ 1,209,692

- **CIP Projects being rolled from FY2022 to FY2023:**
 - SR 53 Water Main Relocation (WA019) - \$146,293
 - Water Meter Vault Improvement (WA025) - \$69,940.
 - SR11 @SR211 round about (WA026) - \$3,500.
 - NW area Water Main Improvements (WA031) - \$155,500.
 - Park 53 North Water Main (WA032) - \$1,516,800
 - Water System SCADA Upgrade (WA033) - \$155,666.
 - 5M Gallon Water Storage Tank (WA039) - \$76,200.

WATER DEPARTMENT - WHOLESALE

4400

EXPENSES

Account Number	Account Description	FY2021 Actual	FY2022 Original Budget	FY2023 Department's Requested Budget	FY2023 Manager's Recommended Budget	FY2023 Commission Approved Budget
----------------	---------------------	---------------	------------------------	--------------------------------------	-------------------------------------	-----------------------------------

PERSONNEL COSTS

5074400	511000		SALARIES & WAGES	25,472	38,464	-	-	-
5074400	511003		SALARIES & WAGES PART TIME	12,273	-	-	-	-
5074400	511300		SALARIES - OVERTIME	147	3,075	-	-	-
5074400	511302		ON-CALL PAY	1,129	2,294	-	-	-
5074400	512100		GROUP INSURANCE	6,952	14,500	-	-	-
5074400	512200		FICA	2,474	2,718	-	-	-
5074400	512300		MEDICARE	579	636	-	-	-
5074400	512400		RETIREMENT CONTRIBUTIONS	5,891	6,480	-	-	-
5074400	512440		401A EXPENSE	1,124	2,500	-	-	-
TOTAL PERSONNEL COSTS				56,042	70,667	-	-	-

CONTRACTED SERVICES

5074400	521200		PROFESSIONAL SERVICES	30,694	60,000	-	-	-
5074400	521210		PROF SVCS-COUNTY ATTORNEY	8,325	3,500	-	-	-
5074400	521300		TECHNICAL SERVICES	3,364	9,000	-	-	-
5074400	522200		REPAIRS AND MAINTENANCE	18,103	10,000	-	-	-
5074400	523200		COMMUNICATIONS	2,268	3,949	-	-	-
5074400	523201		POSTAGE	-	100	-	-	-
5074400	523300		ADVERTISING	80	1,000	-	-	-
5074400	523500		TRAVEL	-	800	-	-	-
5074400	523700		EDUCATION AND TRAINING	-	1,633	-	-	-
5074400	523800		LICENSES	65	150	-	-	-
5074400	523850		CONTRACT LABOR	-	25,000	-	-	-
TOTAL CONTRACTED SERVICES				62,899	115,132	-	-	-

SUPPLIES

5074400	531100		GENERAL SUPPLIES & MATERIALS	6,871	12,000	-	-	-
5074400	531118		FLEET MAINTENANCE REPAIRS	4,125	2,000	-	-	-
5074400	531150		UNIFORMS	-	650	-	-	-
5074400	531200		UTILITIES	54,341	50,000	-	-	-
5074400	531270		GASOLINE/DIESEL	4,744	4,000	-	-	-
5074400	531510		PURCHASED WATER	1,108,969	1,200,000	-	-	-
5074400	531600		SMALL EQUIPMENT	-	4,000	-	-	-
TOTAL SUPPLIES				1,179,049	1,272,650	-	-	-

DEPRECIATION/AMORTIZATION

5074400	561030		DEPRECIATION - INFRASTRUCTURE	205,544	220,000.00	-	-	-
5074400	561050		DEPRECIATION - MACH & EQUIP	-	500.00	-	-	-
5074400	561080		DEPRECIATION - VEHICLES	4,810	5,000.00	-	-	-
5074400	562000		AMORTIZATION	536,630	540,000.00	-	-	-
5074400	562901		AMORTIZED EXPENSE	(194,134)	-	-	-	-
TOTAL DEPRECIATION/AMORTIZATION				552,849	765,500	-	-	-

DEBT SERVICE

5074400	581000		DEBT PAYMENT - PRINCIPAL UOBWA	-	930,496	-	-	-
5074400	582000		DEBT PYMT - INTEREST UOBWA	306,867	279,796	-	-	-
TOTAL DEBT SERVICE				306,867	1,210,292	-	-	-

TOTAL WATER DEPARTMENT - WHOLESALE				2,157,707	3,434,241	-	-	-
------------------------------------	--	--	--	-----------	-----------	---	---	---

WATER DEPARTMENT - RETAIL

4401

EXPENSES

Account Number	Account Description	FY2021 Actual	FY2022 Original Budget	FY2023 Department's Requested Budget	FY2023 Manager's Recommended Budget	FY2023 Commission Approved Budget
----------------	---------------------	---------------	------------------------	--------------------------------------	-------------------------------------	-----------------------------------

PERSONNEL COSTS

5074401	511000		SALARIES & WAGES	401,260	504,535	681,256	681,256	681,256
5074401	511003		SALARIES & WAGES PART-TIME	-	30,000	66,229	66,229	66,229
5074401	511300		SALARIES - OVERTIME	2,293	9,225	12,300	12,300	12,300
5074401	511302		ON-CALL PAY	8,010	9,955	12,249	12,249	12,249
5074401	512100		GROUP INSURANCE	99,957	147,476	189,622	189,622	189,622
5074401	512200		FICA	24,307	34,330	47,867	47,867	47,867
5074401	512300		MEDICARE	5,685	8,029	11,195	11,195	11,195
5074401	512400		RETIREMENT CONTRIBUTIONS	38,887	42,776	43,082	43,082	43,082
5074401	512430		PENSION EXPENSE - GASB 68	7,750	-	-	-	-
5074401	512440		401A EXPENSE	2,306	7,264	11,414	11,414	11,414
5074401	512700		WORKERS COMPENSATION	14,792	19,467	6,729	6,729	6,729
TOTAL PERSONNEL COSTS				605,247	813,057	1,081,943	1,081,943	1,081,943

CONTRACTED SERVICES

5074401	521200		PROFESSIONAL SERVICES	34,832	50,000	130,000	130,000	130,000
5074401	521201		PROFESSIONAL SERVICES- IT	2,281	2,395	2,395	2,515	2,515
5074401	521210		PROF SVCS-COUNTY ATTORNEY	4,626	3,630	7,130	7,130	7,130
5074401	521218	WA026	PROFESSIONAL SVCS-ENGINEERING	6,553	3,500	3,500	3,500	3,500
5074401	521218	WA027	PROFESSIONAL SVCS-ENGINEERING	-	21,250	21,250	21,250	21,250
5074401	521218	WA028	PROFESSIONAL SVCS-ENGINEERING	1,269	3,500	3,500	3,500	3,500
5074401	521218	WA029	PROFESSIONAL SVCS-ENGINEERING	2,705	2,800	2,800	2,800	2,800
5074401	521300		TECHNICAL SERVICES	72,778	116,700	125,700	125,700	125,700
5074401	522100		CLEANING/GARBAGE SERVICES	-	500	500	500	500
5074401	522200		REPAIRS AND MAINTENANCE	33,419	85,000	93,000	93,000	93,000
5074401	522310		RENTALS	3,237	4,500	4,500	4,500	4,500
5074401	523100		INSURANCE	53,761	57,338	62,736	62,736	62,736
5074401	523200		COMMUNICATIONS	8,237	10,360	14,309	14,309	14,309
5074401	523201		POSTAGE	493	2,000	2,000	2,000	2,000
5074401	523300		ADVERTISING	574	1,200	2,200	2,200	2,200
5074401	523400		PRINTING AND BINDING	698	1,000	1,000	1,000	1,000
5074401	523450		COPIER CHARGES	2,336	2,100	2,100	2,100	2,100
5074401	523500		TRAVEL	1,421	2,300	3,100	3,100	3,100
5074401	523600		DUES AND FEES	8,395	25,560	25,560	25,560	25,560
5074401	523700		EDUCATION AND TRAINING	1,714	7,466	11,599	11,599	11,599
5074401	523800		LICENSES	130	700	850	850	850
5074401	523850		CONTRACT LABOR	10,150	17,500	42,500	42,500	42,500
5074401	523900		OTHER PURCHASED SERVICES	4,070	30,000	30,000	30,000	30,000
TOTAL CONTRACTED SERVICES				253,678	451,299	592,229	592,349	592,349

SUPPLIES

5074401	531100		GENERAL SUPPLIES & MATERIALS	247,771	368,200	380,200	380,200	380,200
5074401	531118		FLEET MAINTENANCE REPAIRS	3,357	14,000	16,000	16,000	16,000
5074401	531150		UNIFORMS	2,465	2,500	5,600	5,600	5,600
5074401	531200		UTILITIES	7,557	8,000	58,000	58,000	58,000
5074401	531270		GASOLINE/DIESEL	13,856	16,000	25,000	25,000	25,000
5074401	531400		BOOKS AND PERIODICALS	-	200	200	200	200
5074401	531510		PURCHASED WATER	72,007	75,000	1,125,000	1,125,000	1,125,000
5074401	531600		SMALL EQUIPMENT	-	1,000	5,000	5,000	5,000
5074401	531700		OTHER SUPPLIES	104	200	200	200	200
TOTAL SUPPLIES				347,117	485,100	1,615,200	1,615,200	1,615,200

CAPITAL OUTLAY

5074401	541000		CAPITAL-PROPERTY	(118,188)	-	-	-	-
5074401	541000	WA028	SR211 @ OLD HOG MTN RD ROUNDABOUT	94,500	-	-	-	-
5074401	541000	WA032	PARL 53 NORTH-WATER MAIN EXT.	23,688	-	-	-	-
5074401	542000	EQ098	STD LX SINGLE-TURNER MAINT. TRAILER	-	-	85,000	-	-
TOTAL CAPITAL OUTLAY				-	-	85,000	-	-

WATER DEPARTMENT - RETAIL

4401

EXPENSES

Account Number	Account Description	FY2021 Actual	FY2022 Original Budget	FY2023 Department's Requested Budget	FY2023 Manager's Recommended Budget	FY2023 Commission Approved Budget
----------------	---------------------	---------------	------------------------	--------------------------------------	-------------------------------------	-----------------------------------

INTERFUND/INTERDEPARTMENT

5074401	551100	RS001	INDIRECT COST ALLOCATION	2,359	1,569	-	-	-
5074401	551102		INDIRECT COST ALLOCATION-PW	20,176	20,176	20,176	20,176	20,176
TOTAL INTERFUND/INTERDEPARTMENT				22,535	21,745	20,176	20,176	20,176

DEPRECIATION/AMORTIZATION

5074401	561020		DEPRECIATION - IMPROVEMENTS	7,330	7,500	7,500	-	-
5074401	561030		DEPRECIATION - INFRASTRUCTURE	409,718	410,000	630,000	-	-
5074401	561040		DEPRECIATION - BUILDINGS	6,311	7,000	7,000	-	-
5074401	561050		DEPRECIATION - MACH & EQUIP	34,176	40,000	40,500	-	-
5074401	561080		DEPRECIATION - VEHICLES	17,743	10,000	23,000	-	-
5074401	562000		AMORTIZATION	-	-	540,000	-	-
TOTAL DEPRECIATION/AMORTIZATION				475,278	474,500	1,248,000	-	-

OTHER FINANCING USES

5074401	579000		CONTINGENCIES	-	-	137,000	1,637,793	1,637,793
5074401	579005		LIFE CYCLE REPLACEMENT	-	-	1,358,505	1,358,505	1,358,505
TOTAL OTHER FINANCING USES				-	-	1,495,505	2,996,298	2,996,298

DEBT SERVICE

5074401	581000		DEBT PYMT - PRINCIPAL SS2001	-	315,000	964,264	964,264	964,264
5074401	582000		DEBT PYMT - INTEREST	-	-	245,428	245,428	245,428
5074401	582100		INTEREST EXP. - SS2001	15,980	7,403	-	-	-
TOTAL DEBT SERVICE				15,980	322,403	1,209,692	1,209,692	1,209,692

TOTAL WATER DEPARTMENT - RETAIL				1,719,835	2,568,104	7,347,745	7,515,658	7,515,658
--	--	--	--	------------------	------------------	------------------	------------------	------------------

WATER & SEWER - CAPITAL FUNDS

517 | 527 | 537

DEPARTMENT PROFILE

Barrow County Utility Department is implementing sewer capacity and connection fees to cover the cost of growth. A capital capacity funds account was created during the budget process for the collection of sewer capacity fees and restricting them for the purpose of funding current and future Capital Projects. In addition, these restricted funds can be utilized for the debt service payment of these projects. A new sewer connection fee has been added to assist in the cost of funding operational expenditures.

EXPENSES FOR THE CAPITAL CAPACITY FEE FUND (FUND 517)

Account Number			Account Description	FY2021 Actual	FY2022 Original Budget	FY2023 Department's Requested Budget	FY2023 Manager's Recommended Budget	FY2023 Commission Approved Budget
5174335	541000	SS032	TANNER'S BRIDGE LAB FACILITY SETUP	-	80,000	-	-	-
5174335	541000	SS036	MISC. SEWER EXPANSION	-	-	2,000,000	-	-
5174335	542000	EQ075	UTILITY TRACTOR, 4WD ENCLOSED CAB	-	50,000	-	-	-
5174335	542000	EQ080	BARBER CREEK PLC CONTROL PANEL UG	-	60,000	-	-	-
5174335	542000	SS031	BARBER CREEK FACILITY EXP-PHASE I	-	1,000,000	-	-	-
5174335	542000	VH052	VEHICLE/TRUCK (1)	-	35,000	-	-	-
5174401	541000	WA032	PARL 53 NORTH-WATER MAIN EXT.	-	1,500,000	-	-	-
5174401	541000	WA037	OLD VICTRON RD - 12' WATER MAIN REPAIR	-	-	450,000	-	-
5174401	541000	WA038	JORDAN COFER VAULT UPGRADE	-	-	125,000	-	-
5174401	542000	WA033	WATER SYSTEM SCADA UPGRADES	-	155,666	-	-	-
5174335	579000		CONTINGENCIES	-	-	-	1,760,000	1,760,000
5174335	611320		TF OUT - 527 CAP. PROJECT FUND	-	-	-	2,350,000	2,350,000
TOTAL				-	2,880,666	2,575,000	4,110,000	4,110,000

TOTAL WATER & SEWER CAPITAL CAPACITY FUND	-	2,880,666	2,575,000	4,110,000	4,110,000
---	---	-----------	-----------	-----------	-----------

EXPENSES FOR THE CAPITAL PROJECT FUND (FUND 527)

Account Number			Account Description	FY2021 Actual	FY2022 Original Budget	FY2023 Department's Requested Budget	FY2023 Manager's Recommended Budget	FY2023 Commission Approved Budget
5274335	541000	SS036	MISC. SEWER EXPANSION	-	-	-	2,000,000	2,000,000
5274335	542000	EQ096	EQUIPMENT TRAILER	-	-	-	65,000	65,000
5274335	542000	EQ097	SERVICE TRUCK WITH CRANE	-	-	-	160,000	160,000
5274335	542000	VH060	TRUCK	-	-	-	40,000	40,000
5274401	542000	EQ098	STD LX SINGLE-TURNER MAINT. TRAILER	-	-	-	85,000	85,000
TOTAL CAPITAL OUTLAY				-	-	-	2,350,000	2,350,000

TOTAL WATER & SEWER CAPITAL PROJECT FUND	-	-	-	2,350,000	2,350,000
--	---	---	---	-----------	-----------

EXPENSES FOR THE LIFE CYCLE REPLACEMENT FUND (FUND 537)

Account Number			Account Description	FY2021 Actual	FY2022 Original Budget	FY2023 Department's Requested Budget	FY2023 Manager's Recommended Budget	FY2023 Commission Approved Budget
5374401	541000	WA037	OLD VICTRON RD - 12' WATER MAIN REPAIR	-	-	-	450,000	450,000
5374401	541000	WA038	JORDAN COFER VAULT UPGRADE	-	-	-	125,000	125,000
TOTAL CAPITAL OUTLAY				-	-	-	575,000	575,000

TOTAL WATER & SEWER LIFE CYCLE REPLACEMENT FUND	-	-	-	575,000	575,000
---	---	---	---	---------	---------



BARROW COUNTY
— *Georgia* —

STORMWATER FUND

FUND PROFILE

The Storm Water Utility Enterprise Fund works under a NPDES Phase Two Permit that requires Barrow County to maintain a five year storm water management plan (2018-2022). This plan requires the inspections and maintenance of the storm water sewer system in the unincorporated area of the county, which includes approximately 186 detention ponds. This work is completed with stormwater maintenance employees. This department enforces the storm water utility ordinance, federal and state laws, which include the clean water act. The department samples 20 creek locations quarterly for water quality and collects storm water inventory data for inclusion in the GIS mapping system. This department also prepares billing information so the Tax Commissioner can properly bill for the annual storm water utility fee.

Position Title	FY 2021	FY 2022	FY 2023
Full Time:			
Stormwater Manager	1	1	1
Stormwater Inspector	1	1	1
Stormwater Maintenance Tech. 2	1	1	1
Stormwater Maintenance Tech. 2	1	1	1
Maintenance Supervisor	-	1	1
TOTAL POSITIONS	4	5	5

FY2023 BUDGET HIGHLIGHTS

- **Salary & Wages - \$246,323.** Increased by \$39,008.
- **Professional Services - \$30,000. Increased by \$5,000.**
 - For general engineer work on Stormwater infrastructure.
 - Watershed Assessment and permit renewal.
- **Professional Services - Attorney - \$15,000.**
- **Technical Services - \$15,000.** Increased by \$3,000.
 - \$3,000 for plan reviews.
 - \$4,500 - for Hyper web license fee.
- **Repairs & Maintenance - \$400,000.** Increase of \$150,000.
 - \$160,000 for On-call Maintenance Contract
 - \$350,000 on-call detention pond contract
 - \$40,000 on misc.
- **Dues and Fees - \$2,500.**
 - \$950 for ESRI
 - \$400 for Southeast Stormwater Association
 - \$150 for Public works Association
- **General Supplies - \$120,000.**
 - Supplies for maintenance crew (Pipe, Rock, Landfill, structures, rentals, Misc.)
- **Capital outlay - \$275,000:**
 - Shop for Stormwater operations - \$250,000.
 - Equipment Trailer - \$25,000
- **CIP Projects being rolled from FY2022 to FY2023:**
 - \$125,770 (BL019) - Shop for Stormwater operations (\$200,000 to be funded by SPLOST 2018).

STORMWATER UTILITY FUND

508

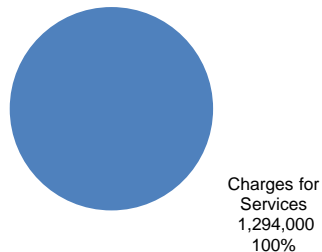
SUMMARY OF REVENUES

Account Description	FY2021 Actual	FY2022 Original Budget	FY2023 Manager's Recommended Budget	FY2023 Commission Approved Budget	% Change From FY2022-23 Budget
Charges for Services	869,661	905,000	1,294,000	1,294,000	42.98%
Interest Revenues	203	1,000	1,000	1,000	0.00%
Miscellaneous Revenue	827,341	-	-	-	0.00%
Use of Reserves	-	127,203	-	-	0.00%
Other Financing Sources	15,000	-	-	-	0.00%
TOTAL REVENUES	1,712,205	1,033,203	1,295,000	1,295,000	25.34%

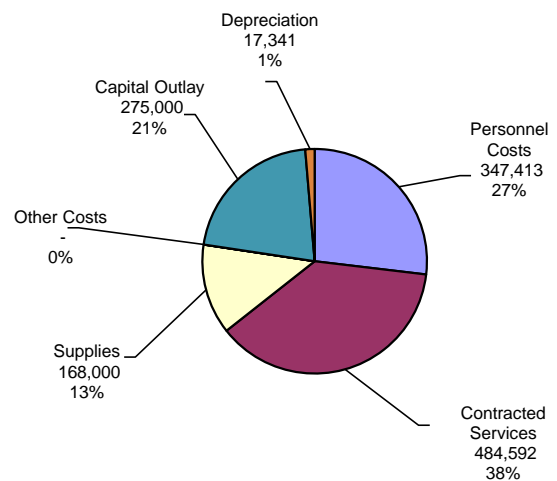
SUMMARY OF EXPENSES

Account Description	FY2021 Actual	FY2022 Original Budget	FY2023 Manager's Recommended Budget	FY2023 Commission Approved Budget	% Change From FY2022-23 Budget
Personnel Costs	231,523	306,275	347,413	347,413	13.43%
Contracted Services	287,567	325,587	484,592	484,592	48.84%
Supplies	111,390	160,000	168,000	168,000	5.00%
Other Costs	7,684	-	-	-	0.00%
Capital Outlay	-	224,000	275,000	275,000	22.77%
Interfund /Interdepartmental	17,341	17,341	17,341	17,341	0.00%
Total before NC Item	655,505	1,033,203	1,292,346	1,292,346	25.08%
Depreciation	384,844	345,200	392,200	392,200	13.62%
TOTAL EXPENSES	1,040,350	1,378,403	1,684,546	1,684,546	22.21%

FY 2023 REVENUES



FY 2023 EXPENSES



STORMWATER UTILITY FUND**508****REVENUES**

Account Number	Account Description	FY2021 Actual	FY2022 Original Budget	FY2023 Department's Requested Budget	FY2023 Manager's Recommended Budget	FY2023 Commission Approved Budget
----------------	---------------------	---------------	------------------------	--------------------------------------	-------------------------------------	-----------------------------------

CHARGES FOR SERVICES

50843202	341391		PLAN REVIEW FEES	-	-	44,000	44,000	44,000
50843202	348100		FEES - STORMWATER	869,661	905,000	1,250,000	1,250,000	1,250,000
TOTAL CHARGES FOR SERVICES				869,661	905,000	1,294,000	1,294,000	1,294,000

INTEREST INCOME

50800001	361002		GA FUND 1 INTEREST REVENUE	45	-	-	-	-
50843201	361000		INTEREST REVENUES	158	1,000	1,000	1,000	1,000
TOTAL INTEREST INCOME				203	1,000	1,000	1,000	1,000

MISCELLANEOUS REVENUE

50800001	334322		GA. SOIL & WATER CONS.-DONATION	1,500	-	-	-	-
50843201	381013		CAPITAL CONTRIBUTIONS	825,841	-	-	-	-
TOTAL MISCELLANEOUS REVENUE				827,341	-	-	-	-

USE OF RESERVES

50800001	392103		USE OF RESERVES	-	127,203	-	-	-
TOTAL USE OF RESERVES				-	127,203	-	-	-

OTHER FINANCING SOURCES

50843201	392100		SALE OF FIXED ASSETS	15,000	-	-	-	-
TOTAL OTHER FINANCING SOURCES				15,000	-	-	-	-

TOTAL STORMWATER UTILITY FUND				1,712,205	1,033,203	1,295,000	1,295,000	1,295,000
--------------------------------------	--	--	--	------------------	------------------	------------------	------------------	------------------

STORMWATER UTILITY FUND

508

EXPENSES

Account Number	Account Description	FY2021 Actual	FY2022 Original Budget	FY2023 Department's Requested Budget	FY2023 Manager's Recommended Budget	FY2023 Commission Approved Budget
----------------	---------------------	---------------	------------------------	--------------------------------------	-------------------------------------	-----------------------------------

PERSONNEL COSTS

5084320	511000		SALARIES & WAGES	162,239	207,315	246,323	246,323	246,323
5084320	511300		SALARIES - OVERTIME	31	-	-	-	-
5084320	512100		GROUP INSURANCE	47,122	66,447	66,645	66,645	66,645
5084320	512200		FICA	9,493	12,854	15,273	15,273	15,273
5084320	512300		MEDICARE	2,220	3,006	3,572	3,572	3,572
5084320	512400		RETIREMENT CONTRIBUTIONS	6,614	7,275	6,364	6,364	6,364
5084320	512430		PENSION EXPENSE - GASB 68	(1,052)	-	-	-	-
5084320	512440		401A EXPENSE	1,292	6,248	6,248	6,248	6,248
5084320	512700		WORKERS COMPENSATION	3,565	3,130	2,988	2,988	2,988
TOTAL PERSONNEL COSTS				231,523	306,275	347,413	347,413	347,413

CONTRACTED SERVICES

5084320	521200		PROFESSIONAL SERVICES	10,648	25,000	30,000	30,000	30,000
5084320	521201		PROFESSIONAL SERVICES- IT	2,281	2,395	2,395	2,515	2,515
5084320	521210		PROF SVCS-COUNTY ATTORNEY	14,911	15,000	15,000	15,000	15,000
5084320	521300		TECHNICAL SERVICES	1,875	12,000	15,000	15,000	15,000
5084320	522200		REPAIRS AND MAINTENANCE	243,498	250,000	400,000	400,000	400,000
5084320	523100		INSURANCE	3,836	4,092	4,477	4,477	4,477
5084320	523200		COMMUNICATIONS	3,774	4,100	4,100	4,100	4,100
5084320	523201		POSTAGE	569	600	600	600	600
5084320	523300		ADVERTISING	60	300	300	300	300
5084320	523400		PRINTING AND BINDING	-	300	300	300	300
5084320	523450		COPIER CHARGES	1,797	3,300	3,300	3,300	3,300
5084320	523500		TRAVEL	-	1,000	1,500	1,500	1,500
5084320	523600		DUES AND FEES	3,719	2,500	2,500	2,500	2,500
5084320	523700		EDUCATION AND TRAINING	599	5,000	5,000	5,000	5,000
TOTAL CONTRACTED SERVICES				287,567	325,587	484,472	484,592	484,592

SUPPLIES

5084320	531100		GENERAL SUPPLIES & MATERIALS	82,761	120,000	120,000	120,000	120,000
5084320	531118		FLEET MAINTENANCE REPAIRS	15,129	20,000	20,000	20,000	20,000
5084320	531200		UTILITIES	501	1,000	4,000	4,000	4,000
5084320	531270		GASOLINE/DIESEL	12,641	15,000	20,000	20,000	20,000
5084320	531300		FOOD	357	500	500	500	500
5084320	531600		SMALL EQUIPMENT	-	3,500	3,500	3,500	3,500
TOTAL SUPPLIES				111,390	160,000	168,000	168,000	168,000

STORMWATER UTILITY FUND

508

EXPENSES

Account Number	Account Description	FY2021 Actual	FY2022 Original Budget	FY2023 Department's Requested Budget	FY2023 Manager's Recommended Budget	FY2023 Commission Approved Budget
----------------	---------------------	---------------	------------------------	--------------------------------------	-------------------------------------	-----------------------------------

OTHER COSTS

5084320	531000		LOSS ON DISPOSAL	7,684	-	-	-	-
TOTAL OTHER COSTS				7,684	-	-	-	-

CAPITAL OUTLAY

5084320	541000	BL019	SHOP FOR STORMWATER OPERATIONS	-	125,000	250,000	250,000	250,000
5084320	542000		CAPITAL OUTLAY-MACH&EQUIP	(157,842)	-	-	-	-
5084320	542000	EQ062	FLAT BED DUMP	70,283	-	-	-	-
5084320	542000	EQ076	JOHN DEERE 325G COMPACT LOADER	-	60,000	-	-	-
5084320	542000	EQ077	COMMERCIAL MOWER	-	9,000	-	-	-
5084320	542000	EQ078	SWEEPER ATTACHMENT	-	15,000	-	-	-
5084320	542000	EQ079	STRAW BLOWER ATTACHMENT FOR LOADER	-	15,000	-	-	-
5084320	542000	EQ096	CAPITAL OUTLAY-MACH&EQUIP	-	-	25,000	25,000	25,000
5084320	542000	VH043	FORD F-150	33,430	-	-	-	-
5084320	542000	VH044	FORD F-450	54,129	-	-	-	-
TOTAL CAPITAL OUTLAY				-	224,000	275,000	275,000	275,000

INTERFUND/INTERDEPARTMENT

5084320	551102		INDIRECT COST ALLOCATION-PW	17,341	17,341	17,341	17,341	17,341
TOTAL INTERFUND/INTERDEPARTMENT				17,341	17,341	17,341	17,341	17,341

DEPRECIATION

5084320	561030		DEPRECIATION - INFRASTRUCTURE	323,799	310,000	330,000	330,000	330,000
5084320	561040		DEPRECIATION - BUILDINGS	165	200	200	200	200
5084320	561050		DEPRECIATION - MACH & EQUIP	16,100	15,000	17,000	17,000	17,000
5084320	561080		DEPRECIATION - VEHICLES	44,782	20,000	45,000	45,000	45,000
TOTAL DEPRECIATION				384,844	345,200	392,200	392,200	392,200

TOTAL STORMWATER UTILITY FUND				1,040,350	1,378,403	1,684,426	1,684,546	1,684,546
--------------------------------------	--	--	--	------------------	------------------	------------------	------------------	------------------



BARROW COUNTY
— *Georgia* —



BARROW COUNTY

— *Georgia* —

LONG TERM DEBT SCHEDULE

LONG TERM DEBT

UPPER OCONEE BASIN WATER AUTHORITY GENERAL OBLIGATION BONDS

Facility Type	Acquisition Date	Fiscal Year Due	Principal	Interest	Total
\$21,465,192 for the county's share (37.52%) to construct a reservoir and water treatment facility to provide water to member counties. 0.85% to 5.0%. Paid by SPLOST-2012 with a transfer in to Water & Sewer Enterprise Fund (Water Dept. - Wholesale). On April 29, 2015, the UOBWA refinanced the revenue bonds series 1997. The Series 2015A Bonds have interest rates ranging between 2.250% through 5.000%.The Series 2015B Bonds have interest rates ranging between 0.850% through 3.000%. Total County share of these revenue bonds is \$9,640,764	2002	2022-23	964,264	245,428	1,209,692
		2023-24	999,908	208,048	1,207,956
		2024-25	1,044,932	164,619	1,209,551
		2025-26	1,095,584	163,493	1,259,077
		2026-27	1,084,372	108,715	1,193,087
Total			5,189,060	890,303	6,079,363

2005/2016A WATER AND SEWER AUTHORITY REVENUE BONDS

Facility Type	Acquisition Date	Fiscal Year Due	Principal	Interest	Total
\$10,000,000 to acquire or construct water system improvements. 3.72%. Paid by Water & Sewer Enterprise Fund (Water Dept. - Systems). On February 29, 2016, the County refinanced the 2005 Revenue Bonds with the Revenue Refunding Bonds, Series 2016A for \$6,220,000 at 1.75% interest rate.	10-2005	2022-23	645,000	41,161	686,161
		2023-24	650,000	29,672	679,672
		2024-25	670,000	18,026	688,026
		2024-26	680,000	5,983	685,983
Total			2,645,000	94,842	2,739,842

LONG TERM DEBT

CITY OF WINDER SEWER TREATMENT CAPACITY DEBT/SERIES 2016B REVNUUE BONDS

Facility Type	Acquisition Date	Fiscal Year Due	Principal	Interest	Total
10,416,000 (\$5,832,000 for construction and \$4,584,000 for shared capacity charge) to obtain sewer treatment capacity at Winder's wastewater treatment facility. This amortization is for construction only. Sewer capacity charge is paid only when taps are sold. Paid by Water & Sewer Enterprise Fund (Wastewater Dept. - Systems). On February 29, 2016, the County refinanced this contract obligation with the Revenue Bonds Series 2016B at 2.10% interest rate	6-2006	2022-23	230,000	28,140.00	258,140
		2023-24	235,000	23,258.00	258,258
		2024-25	240,000	18,270.00	258,270
		2025-26	245,000	13,177.00	258,177
		2026-27	250,000	7,980.00	257,980
		2027-28	255,000	2,678.00	257,678
Total			1,455,000	93,503	1,548,503

WINDER-BARROW INDUSTRIAL BUILDING AUTHORITY GENERAL OBLIGATION BONDS

Facility Type	Acquisition Date	Fiscal Year Due	Principal	Interest	Total
\$15,440,000 to acquire 275.62 acres of property on SR 53 and SR 316 for future development. 5.5% to 6.2%. Paid by General Fund with a transfer in to the W-B IBA Special Revenue Fund. On June 23rd, 2015, the County paid principal on the old bonds of \$440,000 and refinanced the remaining debt in the amount of 13,115,000. The 2015 Series Bonds have annual interest rates ranging between 0.50% to 4.10%	6-2006	2022-23	872,000	175,601	1,047,601
		2023-24	890,000	158,554	1,048,554
		2024-25	906,000	141,178	1,047,178
		2025-26	921,000	123,501	1,044,501
		2026-27	939,000	105,506	1,044,506
		2027-28	960,000	87,133	1,047,133
		2028-29	980,000	68,364	1,048,364
		2029-30	997,000	49,236	1,046,236
		2030-31	1,012,000	29,799	1,041,799
		2031-32	1,034,000	10,004	1,044,004
Total			9,511,000	948,876	10,459,876

LONG TERM DEBT

2019 GENERAL OBLIGATION BOND ISSUE

Facility Type	Acquisition Date	Fiscal Year Due	Principal	Interest	Total
Refunded a portion of the 2005 GO Bond issue. 2.35%. Savings from this refinancing was used to partially fund the county-wide public safety radio system narrow banding project. Paid by SPLOST-2012.	9-2012	2022-23	3,610,000	743,425	4,353,425
		2023-24	3,790,000	570,613	4,360,613
		2024-25	3,960,000	411,550	4,371,550
		2025-26	4,110,000	273,400	4,383,400
		2026-27	4,235,000	105,875	4,340,875
Total			19,705,000	2,104,863	21,809,863

GEFA LOANS/2017 REVENUE BONDS

Facility Type	Acquisition Date	Fiscal Year Due	Principal	Interest	Total
\$2,854,549 & \$320,743 GEFA Loans to finance the cost of acquiring, constructing, and installing sewer system improvements at 3.81% and 3.31% . Paid by Water & Sewer Enterprise Fund (Wastewater Dept. - Systems). On April 27, 2017, the GEFA Loans were refunded by the Series 2017 Revenue Bonds at 2.66%.	9-2012	2022-23	166,894	49,587	216,481
		2023-24	171,388	45,093	216,481
		2024-25	176,003	40,478	216,481
		2025-26	180,742	35,739	216,481
		2026-27	185,609	30,872	216,481
		2027-28	190,607	25,874	216,481
		2028-29	195,740	20,741	216,481
		2029-30	201,010	15,471	216,481
		2030-31	206,423	10,058	216,481
		2031-32	211,981	4,500	216,481
		2032-33	53,882	236	54,118
Total			1,940,279	278,649	2,218,928

WELLS FARGO CAPITAL LEASE - ENERGY SAVING PROJECT

Facility Type	Acquisition Date	Fiscal Year Due	Principal	Interest	Total
\$693,854 Capital Lease to finance the cost of the Energy Saving Project at 2.85% for 10 years. Energy Savings through Buildings & Grounds Department will be used to pay back this loan through the General Fund.	9-2012	2022-23	69,157	11,075	80,232
		2023-24	71,142	9,090	80,232
		2024-25	73,184	7,048	80,232
		2025-26	75,285	4,948	80,233
		2026-27	77,445	2,787	80,232
		2027-28	39,552	566	40,118
Total			405,765	35,514	441,279

LONG TERM DEBT

2019 Water and Sewerage Authority Revenue Bond

Facility Type	Acquisition Date	Fiscal Year Due	Principal	Interest	Total
\$5,550,000 to construct Tanner's bridge Waste Water Recamation Facility. Interest Rate is 3.55%. This debt to be paid back using SPLOST 2018 funds .	2-2019	2022-23	3,106,468	72,336	3,178,804
Total			3,106,468	72,336	3,178,804

TOTAL DEBT PAYMENTS FOR FY 2022

Principal	Interest	Total
9,663,783	1,366,753	11,030,536

TOTAL DEBT OUTSTANDING

Principal	Interest	Total
43,957,572	4,518,886	48,476,458

DEBT PER CAPITA

$$48,476,458 / 90,458 = 535.90$$



BARROW COUNTY
Georgia

CAPITAL IMPROVEMENT PROGRAM

FIVE YEAR CIP FOR BARROW COUNTY - FY2023 - FY2027

FISCAL YEAR 2023:

Department	Capital Item Description	New or Replacement	Estimated Cost	Funding Source
General Fund				
Elections (1400)	Replace five (5) voting machines	R	17,500	SPLOST2018
Information Technology (1535)	Computer, Laptop, Tablet Replacements	R	25,000	SPLOST2018
Information Technology (1535)	Uninterruptable Power Supplies	R	30,000	SPLOST2018
Information Technology (1535)	County Website Replacement	R	80,000	SPLOST2018
Tax Assessor (1550)	Four Wheel Drive Truck	R	30,000	SPLOST2018
Buildings & Ground (1565)	Truck (1) Replace 2005 Unit	R	50,000	SPLOST2018
Buildings & Ground (1565)	CID/Sheriff's Office - HVAC Upgrade - 233 East Broad Street	R	60,000	General Fund
Buildings & Ground (1565)	Kitchen Renovation for food demonstrations and teaching for Cooperative Ext.	R	35,000	General Fund
Buildings & Ground (1565)	Work Release Remodel	N	350,000	General Fund
Sheriff's Office (3300)	Computer	R	393,000	SPLOST2018
Sheriff's Office (3300)	County Jail & Justice Center Expansion	N	1,727,291	SPLOST2022
Coroner (3700)	Large FORD Transit Van with Separator in Back	N	40,000	SPLOST2018
Coroner (3700)	Ford Explorer	N	40,000	SPLOST2018
Animal Control (3910)	Replacement of Metal Kennels & Cages	R	15,000	SPLOST2018
Transportation (4101)	Annual LMIG Program	R	1,469,000	1,130,000 Grant - LMIG Funds
				339,000 General Fund - Committed Fund Balance
Transportation (4101)	Off System Additional LMIG	R	162,500	125,000 Grants - LMIG Funds
				37,500 General Fund - LMIG Match
Transportation (4101)	Annual Road and Bridge Improvement Program (non LMIG) for resurfacing, dirt road improve. & bridge repairs	R	2,400,000	2,250,678 SPLOST2018
				149,322 General Fund - Committed Fund Balance
Transportation (4101)	Traffic Line Re-Striping and Signs		100,000	General Fund - Committed Fund Balance
Transportation (4101)	F150 Pickup - for additional staffing	N	40,000	SPLOST2018
Transportation (4101)	Cedar Creek and SR 211 Realignment improvement	N	1,250,000	General Fund - Committed Fund Balance
Roads & Bridges (4200)	Fleet Shop Renovation	R	125,000	General Fund
Roads & Bridges (4200)	Countyline - Auburn RD. Bridge Engineering & Repair	R	250,000	General Fund - Committed Fund Balance
Roads & Bridges (4200)	Motor Grader 140G	R	200,000	SPLOST2018
Roads & Bridges (4200)	Tack Distributor	N	20,000	SPLOST2018
Senior Center (5404)	Replace 2004 Shuttle Bus	R	65,000	SPLOST2018
Senior Center (5404)	Tile Restrooms Walls/Urinal in Men's Restroom/Raise and replace toilets	R	24,000	General Fund
Senior Center (5404)	Minivan	N	35,000	General Fund
Parks & Recreation (6100)	Multipurpose Maintenance Vehicle ("Gator")	R	9,000	SPLOST2018
Parks & Recreation (6100)	Vehicle Replacement	R	35,000	SPLOST2018
Parks & Recreation (6100)	Renovate Field 5 - Dethatch, Deep Tyne Aerate, Top Dress, etc.	R	50,000	General Fund
Parks & Recreation (6100)	Tennis Courts Resurfacing	R	30,000	General Fund
Parks & Recreation (6100)	Replace all Metal Halide Light Fixtures to LED	R	225,000	SPLOST2022
Parks & Recreation (6100)	Dog Park Parking Lot & Curbing	N	60,000	General Fund
Parks & Recreation (6100)	Dog Park Lighting	N	80,000	General Fund

Special Revenue Funds					
Planning & Community Development Fund	Plotter Printer	N	10,000		Planning & Comm. Fund
911 Fund	Facility Security and Perimeter Fencing	R	80,000		General Fund
Fire Fund	Station 3 Replacement	R	1,963,523		SPLOST2018
Fire Fund	Personal Protective Equipment	R	61,500		SPLOST2018
Fire Fund	Emergency Response Facility Workspace Expansion Sta6	N	200,000		ARP
Fire Fund	Emergency Response Facility Workspace Expansion Sta7	N	200,000		ARP
Enterprise Funds					
Storm Water Utility (4320)	Equipment Trailer	N	25,000		Stormwater Fund
Storm Water Utility (4320)	Stormwater Shop	N	375,000	125,000	SPLOST2018
				250,000	Stormwater Fund
Wastewater (4335)	Miscellaneous Sewer Expansion	N	2,000,000		Water & Sewer Fund - 517
Wastewater (4335)	Dodge 5500 Service Truck with Crane	N	160,000		Water & Sewer Fund - 507
Water (4401)	Old Victron Rd 12" Water Main Replacement	R	450,000		Water & Sewer Fund - 517
Water (4401)	Vehicle /Truck (1)	N	40,000		Water & Sewer Fund - 507
Water (4401)	Jordan Cofer Vault Upgrade - Actuated PRV	N	125,000		Water & Sewer Fund - 517
Water (4401)	Park 53 North Water Main Extension	N	800,000		Water & Sewer Fund - 517
Water (4401)	SE Area Elevated Tank	N	3,500,000		Water & Sewer Fund - 517
Water (4401)	UOBWA Expansion	N	2,500,000		ARP
Water (4401)	NE Area Elavated Water Tank	N	2,500,000		ARP
Water (4401)	Pleasant Hill / Hwy 211 Water Main Replacement	R	2,185,000		ARP
Wastewater (4335)	Barber Creek Water Reclamation Facility (WRF) System Upgrades - Phase 2 - Construction	N	5,173,231		ARP
Total Cost for FY 2023			\$ 31,870,545		
General Fund	\$ 966,500				
GF - Committed Fund Balance	2,088,322				
SPLOST2018	5,490,201				
Grants Funds	1,255,000				
ARP Grant	12,758,231				
Planning & Comm. Fund	10,000				
SPLOST 2022	1,952,291				
Stormwater Fund	275,000				
Water & Sewer Fund	7,075,000				

FIVE YEAR CIP FOR BARROW COUNTY (Continued)

FISCAL YEAR 2024:

Department	Capital Item Description	New or Replacement	Estimated Cost	Funding Source
General Fund				
Elections (1400)	Touch Screen Election Machines (10)	R	17,500	SPLOST2018
Information Technology (1535)	Computer, Laptop, Tablet Replacements	R	25,000	SPLOST2018
Tax Assessor (1550)	Ford Escape Appraisal Vehicle	R	26,000	SPLOST2018
Buildings & Ground (1565)	Construction of 2nd Floor at Historic Courthouse	N	1,000,000	SPLOST 2022
Buildings & Ground (1565)	Truck (1) - Replace 2005 unit	R	50,000	SPLOST2018
Sheriff's Office (3300)	Vehicles (20)	R	1,000,000	General Fund
Sheriff's Office (3300)	Computer Upgrades	R	75,000	General Fund
Sheriff's Office (3300)	SWAT Vests (Expire in 2024)	R	75,000	General Fund
Sheriff's Office (3300)	County Jail & Justice Center Expansion	N	15,669,882	SPLOST 2022
Animal Control (3910)	Replacement of Metal Kennels & Cages	R	15,000	General Fund
Transportation (4101)	Annual LMIG Program	R	1,599,000	1,230,000 Grant - LMIG Funds
				369,000 General Fund
Transportation (4101)	Annual Road and Bridge Improvement Program (non LMIG)	R	2,800,000	General Fund
Transportation (4101)	Intersection improvement at SR 81 at Tom Miller Rd	R	250,000	125,000 Grants
				125,000 General Fund - Local Match
Transportation (4101)	Traffic Line Re-Striping and Signs	R	100,000	General Fund
Transportation (4101)	Dirt Road Paving - Robertson Bridge Rd	N	300,000	General Fund
Transportation (4101)	Off System Additional LMIG	R	162,500	125,000 Grants - LMIG Funds
				37,500 General Fund - LMIG Match
Roads & Bridges (4200)	F-450 Crew Cab Flatbed	N	60,000	SPLOST2018
Roads & Bridges (4200)	24ft 12ton goose neck trailer	N	17,500	SPLOST2018
Roads & Bridges (4200)	2 F-250 Crew Cabs @ \$50,000	R	100,000	SPLOST2018
Roads & Bridges (4200)	Tandem Dump Truck	R	200,000	SPLOST2018
Senior Center (5404)	Repave Parking Lot	R	35,000	General Fund
Parks & Recreation (6100)	Field Groomer	R	14,000	General Fund
Parks & Recreation (6100)	Laser Grade & Renovate Ballfields	R	30,000	General Fund
Parks & Recreation (6100)	Renovate Soccer Restrooms	R	25,000	General Fund
Parks & Recreation (6100)	Athletic Field Mower	N	27,000	General Fund
Parks & Recreation (6100)	Secondary Maintenance Shop - Park Expansion Site	N	50,000	General Fund
Parks & Recreation (6100)	Vehicle Replacement	R	35,000	General Fund

Special Revenue Funds					
911 Fund	New Dispatch Console Furniture	N	280,000		General Fund
Fire Fund	SCBA Apparatus Replacement	R	375,000		SPLOST2022
Fire Fund	Thermal Imaging Cameras	R	150,000		SPLOST2022
Fire Fund	3000 Gallon Water Tender	N	400,000		SPLOST2022
Fire Fund	Admin Veh	R	37,500		SPLOST2022
Fire Fund	Fire Station Renovation	R	250,000		SPLOST2022
Fire Fund	Admin Vehicle (2)	R	75,000		SPLOST2022
Fire Fund	Security Fencing at Training Complex	R	100,000		SPLOST2022
Enterprise Funds					
Storm Water Utility (4320)	CCTV Trailer Unit (Share with Waste Water (1/2)	N	65,000		Stormwater Fund
Storm Water Utility (4320)	Mower	R	10,000		Stormwater Fund
Storm Water Utility (4320)	Ford Explorer	R	45,000		Stormwater Fund
Wastewater (4335)	CCTV Trailer Unit (Share with Storm water)	N	65,000		Water & Sewer Fund - 507
Wastewater (4335)	Tanners Bridge WTF Operations Building	N	325,000		Water & Sewer Fund
Wastewater (4335)	Tom Miller and Hwy 81 Pump Stations Upgrade		250,000		Water & Sewer Fund
Water (4401)	24" Transmission Main - Inline Pumping Station	N	300,000		Water & Sewer Fund
Water (4401)	12" Water Main from Cash Road to Hwy 211	R	1,600,000		Water & Sewer Fund
Water (4401)	Tyler Utility Billing Software	N	105,000		Water & Sewer Fund
Water (4401)	Vehicle /Truck (1)	N	40,000		Water & Sewer Fund
Water (4401)	Park 53 North Water Main Extension	N	2,200,000		Water & Sewer Fund
Total Cost for FY 2024			\$ 30,430,882		
General Fund	\$ 5,392,500				
SPLOST2018	496,000				
SPLOST2022	18,057,382				
Grants Funds	1,480,000				
Stormwater Fund	120,000				
Water & Sewer Fund	4,885,000				

FISCAL YEAR 2025:

Department	Capital Item Description	New or Replacement	Estimated Cost	Funding Source
General Fund				
Elections (1400)	Replace five (5) voting machines	R	17,500	SPLOST2022
Information Technology (1535)	Data Center Equipment Refresh - Courthouse / Detention Center	R	40,000	SPLOST2022
Information Technology (1535)	Computer, Laptop, Tablet Replacements	R	25,000	SPLOST2022
Buildings & Ground (1565)	Truck (1) - Replace 2007unit	R	50,000	SPLOST2022
Buildings & Ground (1565)	Construction of 2nd Floor at Historic Courthouse	N	1,000,000	SPLOST2022
Buildings & Ground (1565)	Roof Replacement for the Judicial Courthouse	R	300,000	General Fund
Sheriff's Office (3300)	Computers Upgrade	R	75,000	SPLOST2022
Sheriff's Office (3300)	Vehicles (20)	N	1,200,000	600,000 General Fund
				600,000 SPLOST2022
Sheriff's Office (3300)	County Jail & Justice Center Expansion	N	13,031,752	SPLOST2022
Animal Control (3910)	Metal Kennels and Cages	N	40,000	General Fund
Animal Control (3910)	Truck Replacement	R	75,000	GF - Motor Vehicle Replacement Fd
Transportation (4101)	Annual LMIG Program	R	1,729,000	1,330,000 Grant - LMIG Funds
				399,000 General Fund - Local Match
				125,000 Grants - LMIG Funds
Transportation (4101)	Off System Additional LMIG	R	162,500	37,500 General Fund - LMIG Match
Transportation (4101)	Annual Road and Bridge Improvement Program (non LMIG)	R	2,900,000	SPLOST2022
Transportation (4101)	Intersection improvement at SR 211 at Pleasant Hill Church Rd	R	250,000	125,000 Grants
				125,000 General Fund - Local Match
Transportation (4101)	Traffic Line Re-Striping and Signs	R	100,000	General Fund
Transportation (4101)	Dirt Road Paving - Robertson Bridge Rd	N	200,000	General Fund
Roads & Bridges (4200)	Skid Steer @ 80,000	R	80,000	General Fund
Roads & Bridges (4200)	Mini Excavator @ 80,000	R	80,000	General Fund
Roads & Bridges (4200)	Asphalt Spreader	R	150,000	General Fund
Senior Center (5404)	Commercial Dishwasher	R	13,500	General Fund
Parks & Recreation (6100)	Field Groomer	R	14,000	General Fund
Parks & Recreation (6100)	Laser Grade & Renovate Ballfields	R	30,000	General Fund
Parks & Recreation (6100)	Renovate Soccer Restrooms	R	25,000	General Fund
Parks & Recreation (6100)	Athletic Field Mower	N	27,000	General Fund
Parks & Recreation (6100)	Secondary Maintenance Shop - Park Expansion Site	N	50,000	General Fund
Parks & Recreation (6100)	Vehicle Replacement	R	35,000	General Fund
Cooperative Extension	Vehicle for Agriculture Agent (Ford Escape)	R	28,000	GF - Motor Vehicle Replacement Fd

Special Revenue Funds					
911 Fund	Equipment for Back up 911 Facility	N	250,000		General Fund
Fire Fund	Fire Station Renovation	R	250,000		SPLOST2022
Fire Fund	Rescue Pumper	R	700,000		SPLOST2022
Enterprise Funds					
Storm Water Utility (4320)	Bushhog Tractor	N	60,000		Stormwater Fund
Storm Water Utility (4320)	Ford F550 Dump	N	70,000		Stormwater Fund
Water (4401)	NE Region Feeder Main - 16" *	N	4,000,000		Water & Sewer Fund
Wastewater (4335)	Tanners Bridge WTF Effluent Filter	N	400,000		Water & Sewer Fund
Water (4401)	Vehicle / Truck (1)	N	40,000		Water & Sewer Fund
Total Cost for FY 2025			\$ 27,498,252		
General Fund	\$ 2,556,000				
GF - Vehicle Replacement Funds	103,000				
SPLOST2022	18,689,252				
Grants Funds	1,580,000				
Stormwater Fund	130,000				
Water & Sewer Fund	4,440,000				

FISCAL YEAR 2026:					
		New or	Estimated		
Department	Capital Item Description	Replacement	Cost		Funding Source
General Fund					
Elections (1400)	Replace five (5) voting machines	R	17,500		SPLOST2022
Information Technology (1535)	Data Center Equipment Refresh - Historical Courthouse	R	60,000		SPLOST2022
Information Technology (1535)	Computer, Laptop, Tablet Replacements	R	25,000		SPLOST2022
Buildings & Ground (1565)	Truck (2) - Replace 2007 unit	R	100,000		SPLOST2022
Buildings & Ground (1565)	Upgrade to HVAC for Lee Street Senior Center	R	60,000		General Fund
Sheriff's Office (3300)	Computers Upgrade	R	75,000		SPLOST2022
Sheriff's Office (3300)	Vehicles (20)	N	1,300,000	600,000	General Fund
				700,000	SPLOST2022
Sheriff's Office (3300)	County Jail & Justice Center Expansion		8,171,075		SPLOST2022
Animal Control (3910)	Truck Replacement	R	75,000		General Fund
Animal Control (3910)	Truck Replacement	R	75,000		General Fund
Transportation (4101)	Annual LMIG Program	R	1,859,000	1,302,000	LMIG Funds
				557,000	General Funds
Transportation (4101)	Off System Additional LMIG	R	162,500	125,000	Grants LMIG
				37,500	General Funds
Transportation (4101)	Traffic Line Re-Striping and Signs	R	100,000		General Fund
Transportation (4101)	Intersection improvement at SR 211 at Pleasant Hill Rd	R	250,000	125,000	Grants
				125,000	General Fund - Local Match
Transportation (4101)	Annual Road and Bridge Improvement Program (non LMIG)	R	2,900,000		SPLOST2022
Transportation (4101)	Dirt Road Paving - Joseph Griggs Rd	N	300,000		General Fund
Roads & Bridges (4200)	Flat Bed Dump Truck	R	100,000		SPLOST2022
Roads & Bridges (4200)	Road Tractor	R	175,000		SPLOST2022
Roads & Bridges (4200)	Low Boy Trailer	R	80,000		SPLOST2022
Roads & Bridges (4200)	Motor Grader	R	200,000		SPLOST2022
Parks & Recreation (6100)	Laser Grade & Renovate Ballfields	R	40,000		General Fund
Parks & Recreation (6100)	Tennis Courts Repair & Resurfacing	R	40,000		General Fund
Parks & Recreation (6100)	Common Area Mower	R	13,000		General Fund
Parks & Recreation (6100)	Field Groomer	R	15,000		General Fund
Parks & Recreation (6100)	Playground Equipment Replacement	R	50,000		General Fund

Special Revenue Funds					
911 Fund					
Fire Fund	Rescue Pumper	R	700,000		SPLOST2022
Fire Fund	New Squad	N	300,000		SPLOST2022
Fire Fund	Fire Station Renovation	R	250,000		SPLOST2022
Enterprise Funds					
Storm Water Utility (4320)	John Deere Excavator	R	75,000		Stormwater Fund
Wastewater (4335)	Sewer Line Replacement	R	300,000		Water & Sewer Fund
Water (4401)	Water Line Replacement - Double Bridges Road, Bowman Mill	R	1,500,000		Water & Sewer Fund
Water (4401)	Vehicle / Truck (1)	N	40,000		Water & Sewer Fund
Total Cost for FY 2026			\$ 19,408,075		
General Fund	\$ 2,087,500				
SPLOST2022	13,853,575				
Grants Funds	1,552,000				
Stormwater Fund	\$75,000				
Water & Sewer Fund	1,840,000				

FISCAL YEAR 2027:

Department	Capital Item Description	New or Replacement	Estimated Cost	Funding Source
General Fund				
Elections (1400)	Replace five (5) voting machines	R	17,500	SPLOST2022
Information Technology (1535)	Computer, Laptop, Tablet Replacements	R	30,000	SPLOST2022
Information Technology (1535)	Network Switch Replacement	R	100,000	SPLOST2022
Buildings & Ground (1565)	Pave Back Parking Lot at Old Courthouse & Tag Office	R	100,000	General Fund
Buildings & Ground (1565)	Animal Control Roof Replacement	R	60,000	General Fund
Sheriff's Office (3300)	Computers Upgrade	R	100,000	SPLOST2022
Sheriff's Office (3300)	Vehicles (20)	R	1,400,000	700,000 SPLOST2022
				700,000 General Fund
Animal Control (3910)	Truck Replacement	R	75,000	SPLOST2022
Animal Control (3910)	Truck Replacement	R	75,000	SPLOST2022
Transportation (4101)	Intersection improvement at SR 53 at Mulberry Road	R	250,000	125,000 LMIG Funds
				125,000 General Funds
Transportation (4101)	Annual LMIG Program	R	1,859,000	1,302,000 LMIG Funds
				557,000 General Fund - Local Match
Transportation (4101)	Off System Additional LMIG	R	162,500	125,000 Grants LMIG
				37,500 General Funds
Transportation (4101)	Traffic Line Re-Striping and Signs	R	100,000	General Fund
Transportation (4101)	Annual Road and Bridge Improvement Program (non LMIG)	R	2,900,000	SPLOST2022
Transportation (4101)	Dirt Road Paving - Pressley Rd	N	200,000	General Fund
Roads & Bridges (4200)	Bull Dozer	N	200,000	SPLOST2022
Roads & Bridges (4200)	Tandem Dump Truck	R	200,000	SPLOST2022
Roads & Bridges (4200)	Crew Cab Pickup Truck	R	80,000	SPLOST2022
Senior Center (5404)	Renovate center flooring	R	80,000	General Fund
Parks & Recreation (6100)	Scoreboard Replacement	R	40,000	General Fund
Parks & Recreation (6100)	Tennis Court Lighting Replacement	R	80,000	General Fund
Parks & Recreation (6100)	Leisure Services Center Restrooms Renovation	R	40,000	General Fund
Parks & Recreation (6100)	Field Recrowning, Dethatch, Deep Tyne Aerate, Top Dress, etc.	R	60,000	General Fund
Parks & Recreation (6100)	Field 6-7 Building Restroom Renovation	R	40,000	General Fund
Parks & Recreation (6100)	Building 1-4 Carpet Replacement/Restroom Upgrade	R	30,000	General Fund

Special Revenue Funds					
911 Fund					
Fire Fund	Rescue Pumper	R	700,000		SPLOST2022
Fire Fund	New Fire Station Land	N	700,000		SPLOST2022
Enterprise Funds					
Storm Water Utility (4320)	Inmate Van (Replace older van)	R	40,000		Stormwater Fund
Wastewater (4335)	New Basin Pump Station and Sewer Line	N	1,500,000		Water & Sewer Fund
Water (4401)	Class 200 Water Pipe Replacement - Multiple Roads	R	2,000,000		Water & Sewer Fund
Water (4401)	Vehicle / Truck (1)	N	40,000		Water & Sewer Fund
Total Cost for FY 2027			\$ 13,219,000		
General Fund	\$ 2,249,500				
SPLOST2022	5,877,500				
Grants Funds	\$1,552,000				
Stormwater Fund	\$40,000				
Water & Sewer Fund	3,500,000				



BARROW COUNTY

Georgia

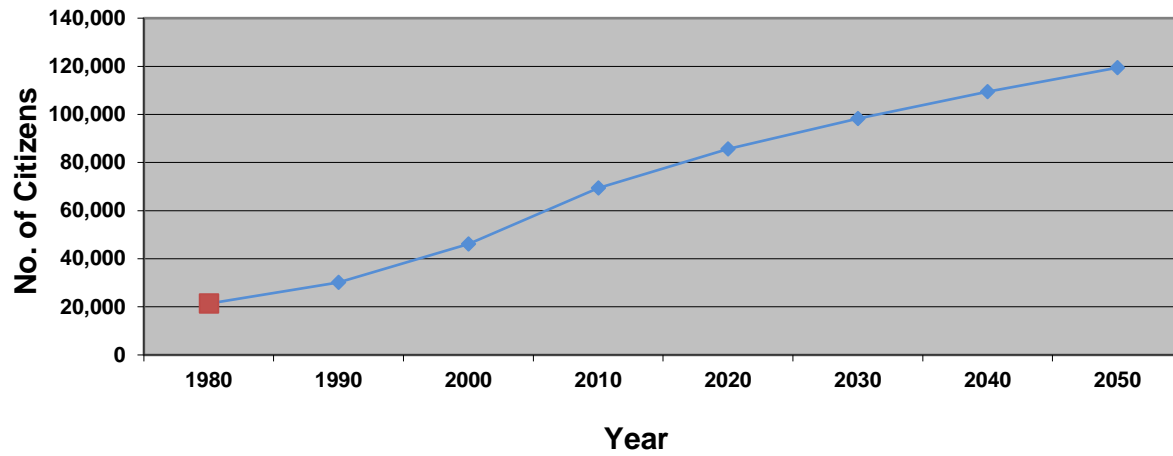
STATISTICAL INFORMATION

FY 2023 BARROW COUNTY EMPLOYEES BY TYPE

Department	Total Employees			Elected Official	Volunteer Board Member	Supplement Paid	Other
		Full-time	Part-time				
Board of Commissioners	7			7			
Board of Equalization	6				6		
Clerk of Commission	2	2					
County Manager	1	1					
Operations Manager	1	1					
Elections	13	3	5		5		
Finance	8	8					
County Attorney		On Contract					
Information Technology		On Contract					
Human Resources	3	3					
Tax Commissioner	12	10	1	1			
Tax Assessor	14	11			3		
Non-Departmental	0						
Buildings & Grounds	9	8	1				
Superior Court	15	3		4		2	6
Drug Court	2	2					
Clerk of Superior Court	17	15	1	1			
District Attorney	23	17		1		5	
State Court	2	1		1			
Solicitor General	5	4		1			
Magistrate Court	8	5		1		2	
Probate Court	5	4		1			
Juvenile Court		On Contract					
Public Defender		On Contract					
Sheriff's Office	120	119		1			
Detention Center	87	87					
Emergency Services/EMS	1	1					
Coroner	4		3	1			
Animal Control	15	11	4				
Emergency Management (EMA)	1	1					
Transportation	6	5	1				
Roads & Bridges	21	21					
Senior Citizens Center	6	5	1				
Parks, Rec, Leisure Svs	21	8	13				
Cooperative Extension	5					5	
Economic Development	2	1	1				
Planning & Community Development	24	10			14		
Emergency Telephone	25	25	0				
Emergency Services/Fire	83	76	7				
Wastewater	6	6					
Water	15	14	1				
Stormwater	5	5					
Total	600	493	39	20	28	14	6

County Population

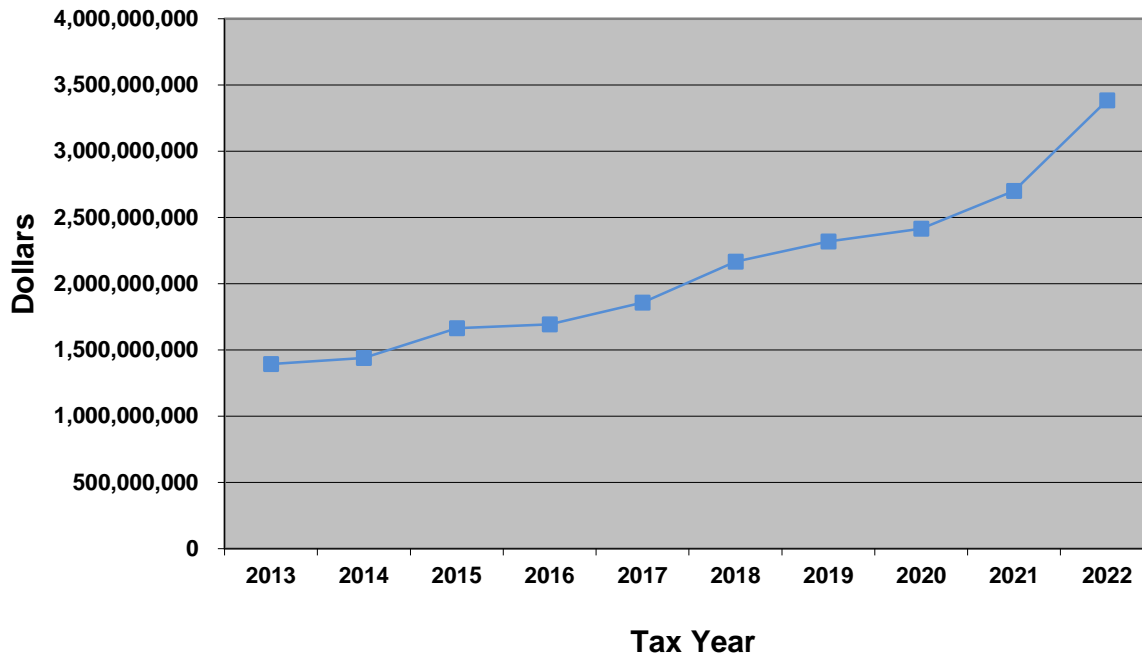
Including the Cities of Winder, Auburn, Statham, Braselton
Bethlehem, & Carl



<u>Calendar Year</u>	<u>Population</u>
1980	21,354
1990	30,106
2000	46,144
2010	69,367
2020	85,588
2030	98,204
2040	109,441
2050	119,407

Georgia Residential Population Projections by County:
2022 population estimate for Barrow County is 88,194.

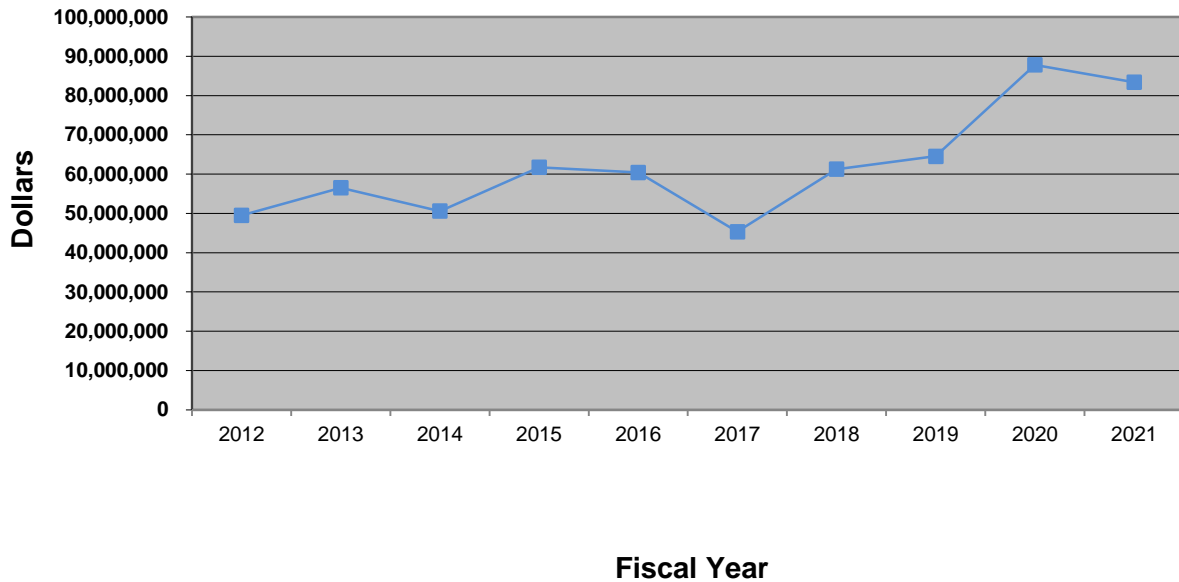
Total County Tax Digest Value



<u>Tax Year</u>	<u>Tax Digest Value</u>
2013	1,394,215,908
2014	1,439,839,458
2015	1,664,754,980
2016	1,692,820,359
2017	1,857,302,477
2018	2,165,450,166
2019	2,317,684,582
2020	2,416,385,671
2021	2,699,401,138
2022	3,383,567,923

Annual Audited Expenditures

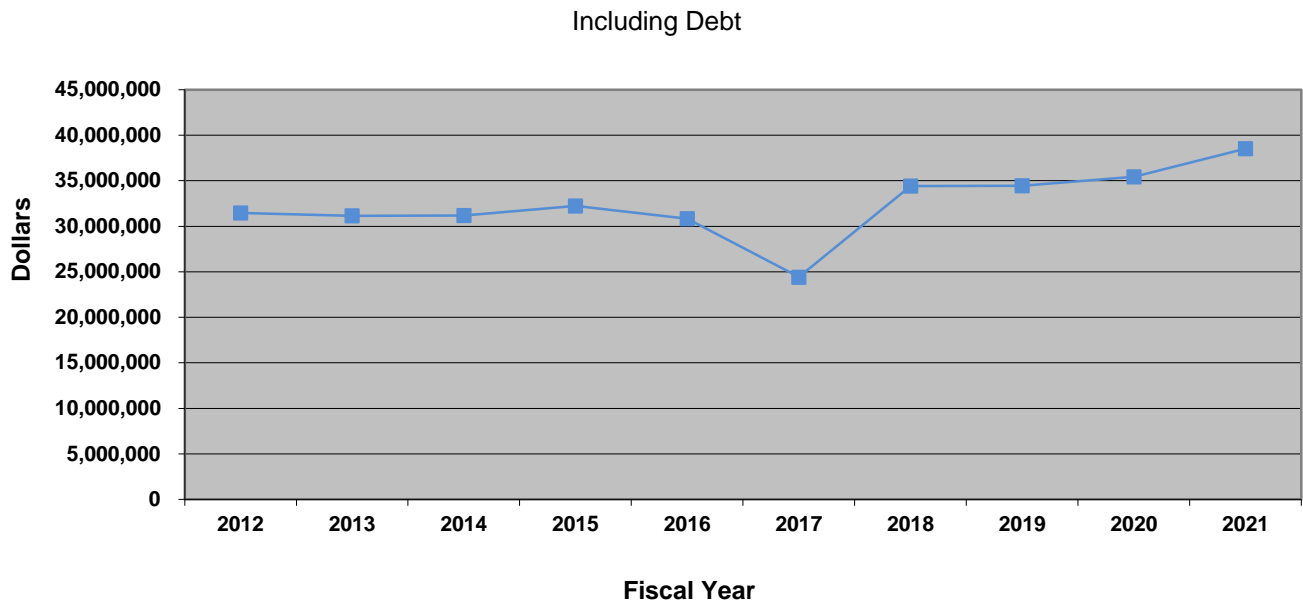
Audited Expenditures for the General, Special Revenue,
Capital Projects, Debt and Enterprise Funds



<u>Fiscal Year</u>	<u>Audited Expenditures</u>
2012	49,506,024
2013	56,496,157
2014	50,587,517
2015	61,763,987
2016	60,434,824
2017	45,321,177
2018	61,256,473
2019	64,543,749
2020	87,805,985
2021	83,394,560

Note: FY2014, \$6,686,784 was spent from 2001, 2005 & 2012 SPLOST projects
FY2015, \$11,892,776 was spent from 2001, 2005 & 2012 SPLOST projects
FY2016, \$13,225,420 was spent from 2001, 2005 & 2012 SPLOST projects
FY2017, \$5,040,389 was spent from 2001, 2005 & 2012 SPLOST projects
FY2017 was for 9 months, from October 1, 2016 through June 30, 2018.
FY2018, \$8,897,749 was spent from 2005 & 2012 SPLOST projects.
FY2019, \$3,971,022 was spent from 2005 & 2012 SPLOST projects.
FY2020, \$17,783,884 was spent from 2005; 2012; & 2018 SPLOST projects.
FY2021, \$15,843,040 was spent from 2012 & 2018 SPLOST projects.

Annual Audited General Fund Expenditures

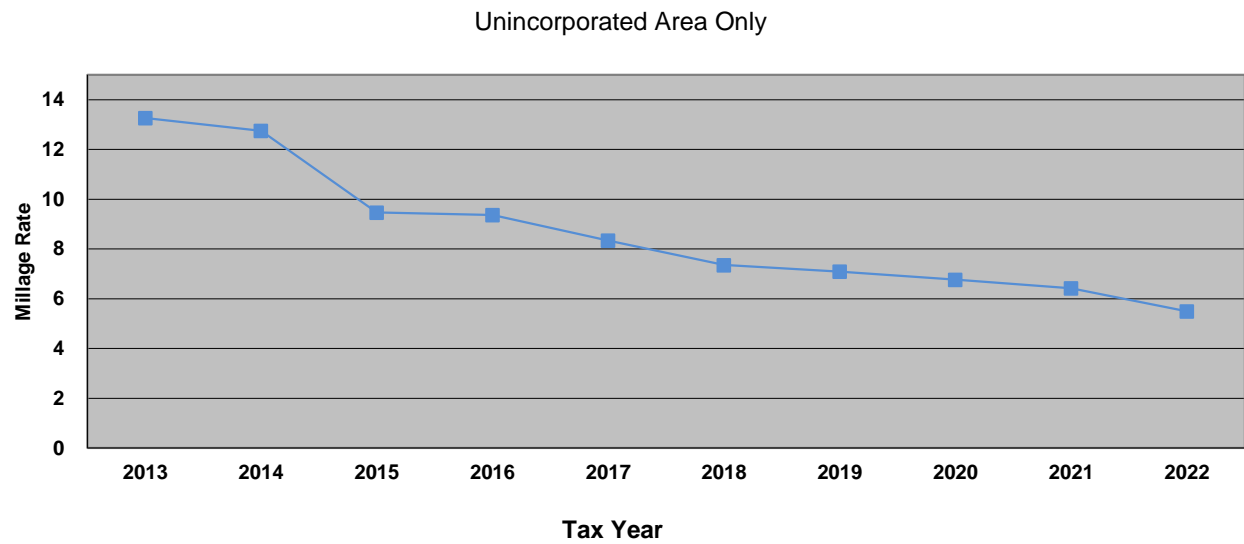


<u>Fiscal Year</u>	<u>Annual Audited General Fund Expenditures</u>
2012	31,456,503
2013	31,157,638
2014	31,176,684
2015	32,228,841
2016	30,840,950
2017	24,417,711
2018	34,427,728
2019	34,444,125
2020	35,425,391
2021	38,523,251

Note:

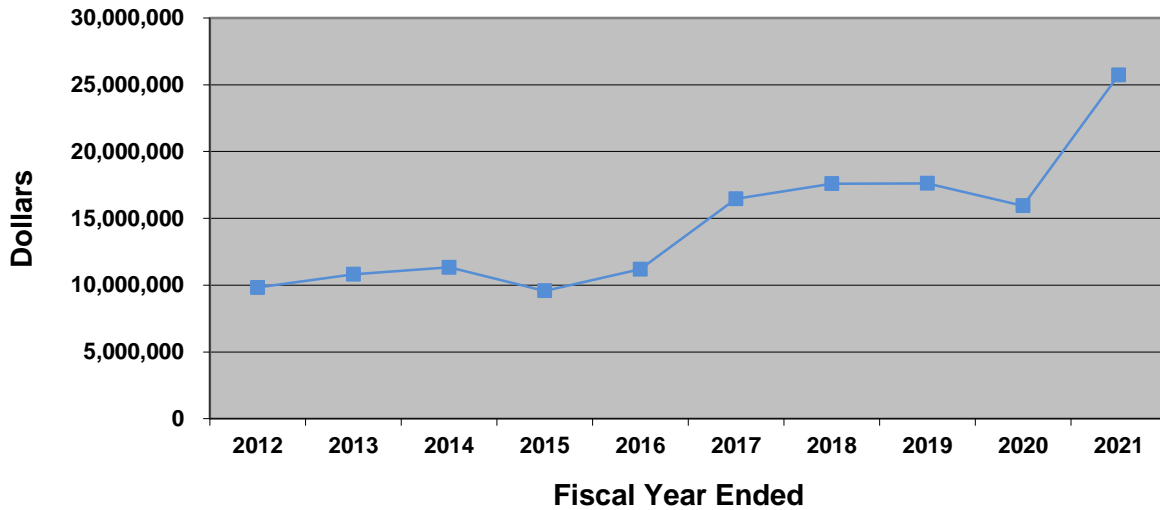
FY2017 was for 9 months, from October 1, 2016 through June 30, 2018.

Millage Rate History



<u>Tax Year</u>	<u>Unincorporated Area Millage Rate</u>
2013	13.259
2014	12.752
2015	9.465
2016	9.372
2017	8.336
2018	7.356
2019	7.089
2020	6.770
2021	6.424
2022	5.494

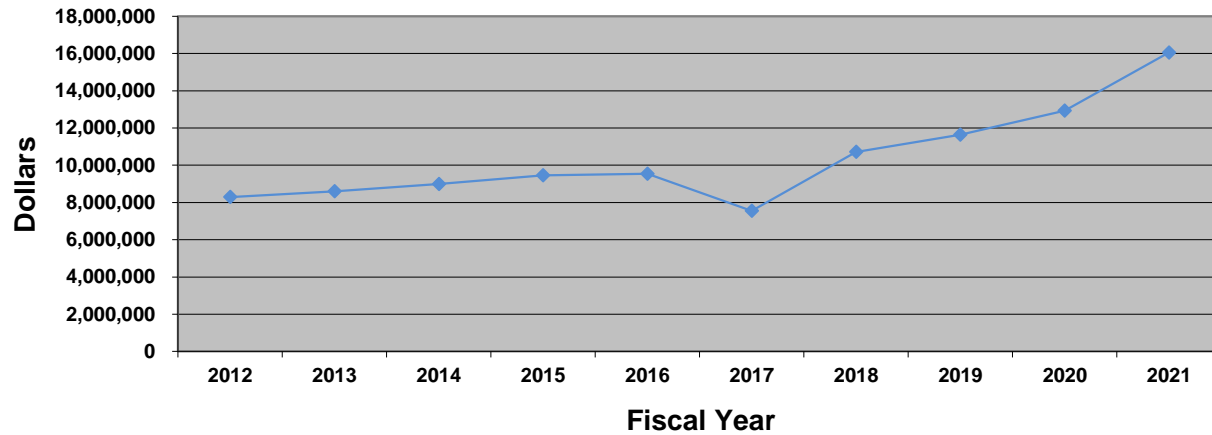
General Fund Fund Balance History



<u>Fiscal Year Ended</u>	<u>Fund Balance*</u>
2012	9,829,425
2013	10,812,603
2014	11,330,409
2015	9,578,838
2016	11,195,100
2017	16,460,352
2018	17,594,411
2019	17,613,166
2020	15,945,393
2021	25,736,937

Note: Nonspendable, Restricted, Committed and Nonrestricted Fund balance.
FY2017 was for 9 months, from October 1, 2016 through June 30, 2018.

1% SPLOST Revenue

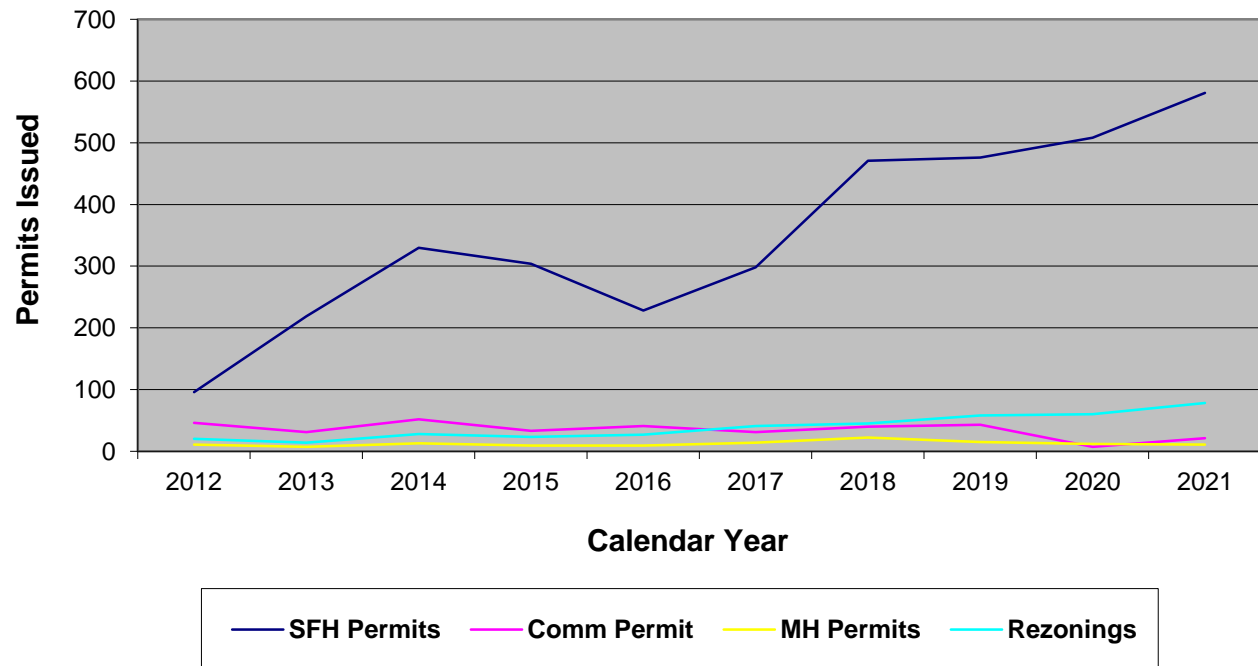


<u>Fiscal Year</u>	<u>SPLOST Funds Collected</u>
2012	8,295,320
2013	8,598,126
2014	8,996,225
2015	9,465,796
2016	9,539,054
2017	7,554,173
2018	10,714,261
2019	11,640,815
2020	12,934,690
2021	16,058,122

Note:

FY2017 was for 9 months, from October 1, 2016 through June 30, 2018.

Building Activity



<u>Calendar Year</u>	<u>SFH Permits</u>	<u>Comm Permit</u>	<u>MH Permits</u>	<u>Rezoning</u>
2012	96	46	11	20
2013	219	31	7	14
2014	330	52	13	28
2015	304	33	9	23
2016	228	41	9	27
2017	298	31	14	41
2018	471	40	22	45
2019	476	43	15	58
2020	508	7	12	60
2021	581	21	11	78

Principal Taxpayers & Employers

Principal Property Taxpayers for 2021

No.	Taxpayer	Taxable Assessed Value	Taxes Paid
1	Georgia Power Company	\$24,672,110	\$770,465
2	Jackson EMC	20,236,428	612,673
3	Stepan Company	21,840,980	530,694
4	WS CE Resort Owner LLC	16,153,230	511,637
5	Johns Manville International Inc.	18,910,448	485,509
6	Harrison Poultry	15,094,802	465,511
7	Schutz Container Systems, Inc.	18,322,793	392,377
8	Schutz Container Systems Inc	11,416,529	361,258
9	Comcast of CT/GA/MA/NH/NY/NC/VA/VT, LLC	10,528,503	334,357
10	Cole/Fasion MT of Bethlehem GA LLC	<u>9,727,670</u>	<u>302,769</u>
Total		<u>\$166,903,493</u>	<u>\$4,767,250</u>
		or 5.85% of the total County taxable assessed value.	

Note: The rankings are based on how much property taxes are paid as shown in the taxes paid column.

Principal Employers for 2021

No.	Employer	Number of Employees
1	Barrow County School System	2,036
2	Harrison Poultry, Inc.	755
3	Chico's Distribution Services, LLC	550
4	Barrow County Commission	490
5	Carvana, LLC	460
6	Price Industries	415
7	Johns Manville International, Inc.	314
8	Akins Ford	305
9	Chateau Elan Resort & Winery	294
10	ReaderLink	<u>250</u>
Total Principal Employees		<u>5,869</u>
		or 14.40% of total County employment

Source: Tax Commissioner
Barrow County Economic Development
Barrow County Chamber of Commerce

Notes: 2021 Total Employment - 40,771

INVENTORY OF COUNTY-OWNED PROPERTY

Property Name	Year Built/Acquired	Location
County Museum	1903	74 West Athens Street
Historic Courthouse/Courthouse Annex	1920	30 N Broad Street
Victor Lord Park	1970	82 Maynard Street
Parks & Rec. Concessions/Fields 1-4 Restrooms/Score Room	2000	175 Second Street; Winder
Multi-Purpose Recreation Ctr. (Parks & Rec)	2001	175 Second Street; Winder
Restrooms/Concession (Soccer and Tennis)-Field #5	2013	82 Maynard St., Winder
Fields 8-11 Concession/Restrooms (Armory)	2013	82 Maynard St.(Maynard & Lee);Winder
Fields 6 & 7 Concessions/Restrooms/Score Room/Storage	2013	82 Maynard St., Winder
Action /Coop. Extension Service	1975	90 Lanthier Street
Early Headstart	1991	55 Maynard Street
Animal Control (Old Bldg.)	1991	610 Barrow Park Drive; Winder
Animal Control (New Bldg.)	2009	616 Barrow Park Drive; Winder
Water Authority	1991	625 Hwy 211 NE
Fleet Maintenance	1994	261 Hal Jackson Road
Mental Health	1996	98 Lanthier Street
Custom Industries Inc.	2000	115 Lanthier Street
Headstart	2003	75 Maynard Street
Senior Center Outbuilding	2002	80 Lee Street
Senior Center	2000	80 Lee Street
Cains Courthouse	1980	1166 Hwy 124, Hoschton
Stormwater Equipment Building	2015	370 West Candler St.
Buildings & Grounds Shop	1970	47 Lee Street
Roads & Bridges Bldg.	1955	370 W. Candler St.
Adult Day Care	2007	63 Lee Street
CVS Pump Station	2006	643 Atlanta Hwy NW; Auburn
Tom Miller Pump Station	2004	1123 Tom Miller Road; Bethlehem
Hay Barn (Parcel # XX078007)	1993	1113 Briscoe Mill Road; Bethlehem
Autry Road Pump Station	2004	125 Autry Road; Auburn
Layer Pump Station	2005	1348 6 th Ave; Auburn
81/316 Pump Station	2006	956 Loganville Hwy; Bethlehem
Barrow County Water Pump Station (Barber Creek)	2006	695 Wylie McGuire Rd; Statham
Georgia Club Pump Station	2006	819 Barber Creek Rd; Statham
300,000 Gallon Elevated Tank	1998	1228 Perkins Road
300,000 Gallon Elevated Tank	1998	1160 Hwy 124; Hoschton
5M Gallon Ground Storage Tank	2002	1678 Carl Bethlehem Rd; Auburn
Booster Station #1	2004	1658 Carl Bethlehem Rd; Auburn
Booster Station #2	2004	299 Carl Cedar Hill Rd
Booster Station #3	2004	1158 Hwy 124; Hoschton
Exchange Blvd Pump Station	2008	432 Exchange Blvd; Bethlehem
Barrow Crossing Pump Station	2008	1462 Barrow Crossing Blvd; Bethlehem
316/53 Pump Station	2010	1147 Hog Mountain Rd
Land App System (OPS Bldg.)	1993	1113 Briscoe Mill Rd; Bethlehem
Land App (OPS Bldg.)	1990	1113 Briscoe Mill Rd; Bethlehem
Smith Mill Area (Wetlands)	2009	Winder, GA
Old 911 Bldg. (Elections Storage)(Veterans Office)	1972	66 McElroy St; Winder
Criminal Justice Center/Detention Center	2009	652 Barrow Park Drive
Sheriff's Office/CID Building	1965	233 E. Broad Street
Old Work Release Building	1960	59 Lee Street
Sheriff's Maintenance Shop/Wrap Garage	2018	233 East Broad Street
Statham Fire Station #1	2000	1625 Bethlehem Rd; Statham
Bethlehem Fire Station #3	1983	774 Christmas Ave; Bethlehem
Auburn Fire Station #4	2000	1335 Fourth Ave; Auburn
Countyline Fire Station #5	2002	1292 Hwy 211
Fire Headquarters/911 Center #6	2008	222 Pleasant Hill Ch Rd
Appalachee Fire Station #7	2002	1036 Carl-Bethlehem Rd
Tanner's Bridge WWTF (New Plant)	2022	293 Tanner's Bridge Rd., Bethlehem
Victor Lord Expansion-Football Restrooms/Concession	2020	236 Fire Tower Rd., Winder
Victor Lord Expansion-Football Storage/Score Room	2020	236 Fire Tower Rd., Winder
Victor Lord Expansion - Tennis Restrooms/Proshop	2020	236 Fire Tower Rd., Winder
Leisure Services Maintenance Shop	1980	175 Second Street; Winder
Health Department	1987	15 Porter St., Winder
Sheriff's Department Gun Range	1990	1059 Biscoe Mill Rd, Bethlehem
New Bethlehem Fire Station Property	2021	85 Manning Gin Rd., Winder
Metal Storage (R&B) Salt	1955	370 W. Candler St., Winder

INVENTORY OF COUNTY-OWNED VEHICLES AND EQUIPMENT

DATE PURCHASED	DESCRIPTION	VIN NUMBER	PURCHASE PRICE
ELECTIONS (1400)			
EQUIPMENT			
02/17/2020	SECURITY CARTS	SECURITY CARTS - QTY. 35	25,840
FINANCE (1510)			
EQUIPMENT			
11/13/2004	SOFTWARE AMAZON SWEET		28,900
12/01/2004	KRONOS PAYROLL SYSTEM	N/A	151,700.00
12/07/2007	DELL SERVER-KRONOS UPGRADES		6,763.23
12/17/2007	KRONOS UPGRADES		37,382.77
INFORMATION TECHNOLOGY (IT) (1535)			
EQUIPMENT			
01/01/1992	SOFTWARE GIS ARC/INFO		8,000
04/01/2015	DELL POWEREDGE PROCESSORS	JMFKN22	13,200
04/01/2015	DELL POWEREDGE R720 PROCESSOR	JMFJN22	13,200
04/01/2015	DELL EQUALOGIC DRIVES	9YKMV12	17,030
09/12/2014	WEBSITE DESIGN		17,595
09/30/2014	IT INFRASTRUCTURE		227,148
09/15/2015	DELL NETWORKING SWITCHES		23,850
04/01/2015	POWER VAULT	1FR7B42	8,721
06/09/2015	CANON PLOTTER PRINTER	AAKR1245	7,706
05/22/2017	NETWORK SWITCHES	PROJECT # CS016	24,699
02/27/2017	COURTROOM RECORDING EQUIPMENT	PROJECT # CS022	36,412
06/16/2017	POWERSHIELD MD3420 - STORAGE ARRAY	PROJECT # CS004	18,780
01/25/2018	KRONOS INTOUCH TIMECLOCKS (20)	KRONOS INTOUCH 9100 H4	59,215
06/22/2018	SCV3000 3UX16 DRIVE STORAGE ARRAY	288J0Q2	22,520
06/24/2018	POWEREDGE R540 SERVER	CS780Q2	12,467
06/24/2018	POWEREDGE R540 SERVER	CS790Q2	12,467
06/22/2018	POWEREDGE R530 SERVER	DL4MRP2	15,185
12/19/2017	BARRACUDA WEB FILTER	BAR-YF-977785	7,900
06/27/2019	VOIP TELEPHONE SYSTEM	MITEL PHONES & SYSTEM	227,639
05/01/2019	WATCHGUARD FIREWALL	801003CB4-059A	7,739
06/17/2020	6000K SERIES INTERACTIVE PANEL		8,760
09/20/2020	NETWORK SWITCHES INFRASTRUCTURE		107,096
03/31/2021	POWEREDGE R340 SERVER	8QT80C3	6,996
02/26/2021	POWEREDGE R740 SERVER		10,065
02/26/2021	POWEREDGE R740 SERVER		10,065
HUMAN RESOURCES (1540)			
EQUIPMENT			
01/01/1990	CABINET-3 UNITE-MOVEABLE SPACESAVER	N/A	10,000
12/23/2006	DM1000 POSTAGE METER	2200362 (INV S/N:0004228)	15,087
07/24/2018	PITNEY B. SENDPRO P1000 POSTAGE MACHINE	6010826	8,353
09/11/2018	PITNEY B. SENDPRO P1500 POSTAGE MACHINE	6013326	10,211

INVENTORY OF COUNTY-OWNED VEHICLES AND EQUIPMENT

DATE PURCHASED	DESCRIPTION	VIN NUMBER	PURCHASE PRICE
TAX ASSESSOR (1550)			
VEHICLES			
03/15/2007	2008 FORD ESCAPE	1FMCU02Z98KA29585	14,143
10/15/2015	2016 FORD ESCAPE S	1FMCU0F75GUB03452	18,898
10/27/2016	2017 FORD ESCAPE	1FMCU0F75HUB56444	19,354
BUILDINGS AND GROUNDS (1565)			
VEHICLES			
02/01/2005	AUTOMOBILE-2005 FORD TRUCK	1FTRF12215NA96032	11,987
02/01/2005	TRUCK-2005 FORD RCAB 4X2	1FTRF12235NA96033	11,987
03/08/2007	TRUCK 2007 FORD F-150	1FTRF12W17NA48486	14,235
03/15/2007	TRUCK 2008 FORD ESCAPE	1FMCU92Z58KA29586	16,061
10/30/2006	TRUCK 2007 FORD ESCAPE	1FMYU02Z97KB43008	13,780
09/19/2008	2008 TRUCK-E150 CARGO VAN	1FTNE14L28DB61200	18,869
EQUIPMENT			
01/01/2003	HVAC SYSTEM - OLD PUBLIC SAFETY BLDG	3064T3A3F	5,461
01/01/1991	POWER CONDITIONER GENESIS 440A	40014	5,300
01/01/2003	COOLING TOWER EVAPCO USS	M034389	46,875
07/28/2005	HVAC SYSTEM - 47 LEE STREET	47 LEE STREET	6,400
08/21/2006	VOICE IP SYSTEM-SHOREPHONE,SWITCH	VARIOUS	115,603
06/30/2018	ENERGY SAVINGS PROJECT - GA POWER	PROJECT # EQ042	725,790
04/06/2020	HVAC UNITS @ LEISURE SERVICES GYM	LEISURE SERVICES GYM	46,500
SUPERIOR COURT (2150)			
EQUIPMENT			
09/30/2013	WHEELCHAIR LIFT AT NEW COURTHOUSE		34,493
CLERK OF SUPERIOR COURT (2180)			
EQUIPMENT			
12/18/2003	SHELVING UNIT MECHANICAL STORAGE	N/A	16,898
08/10/2015	ST VIEWSCAN II UNIVERSAL BASE	15149-70359	6,685
MAGISTRATE COURT (2400)			
EQUIPMENT			
06/17/2020	6000K SERIES INTERACTIVE PANEL		8,760
SHERIFF'S OFFICE (3300)			
VEHICLES			
01/01/2003	AUTOMOBILE-2003 FORD 4X4	1FTRW08L63KD11073	27,221
09/15/2006	VEHICLE-FORD MUSTANG 2005	1ZVFT80N655183407	14,000
03/26/2007	2007 FORD CROWN VICTORIA	2FAFP71W97X146366	21,710
10/01/2007	2007 FORD CROWN VICTORIA	2FAFP71W27X146340	23,204
10/01/2009	2006 DODGE RAM TRUCK 1500	1D7HA16K76J145141	5,000
10/01/2009	2007 FORD TRUCK LGT CONVTLN'L	1FTPW14V77FA32685	5,000
02/25/2010	2010 DODGE CHARGER	2B3AA4CT5AH133169	21,553
03/29/2012	2012 DODGE CHARGER	2C3CDXAT6CH226486	32,725

INVENTORY OF COUNTY-OWNED VEHICLES AND EQUIPMENT

DATE PURCHASED	DESCRIPTION	VIN NUMBER	PURCHASE PRICE
SHERIFF'S OFFICE (Continued)			
VEHICLES			
02/17/2012	CHEVY TAHOE	1GNLC2E01CR192660	32,725
05/31/2013	2013 DODGE CHARGER 4 DR SDN BLK	VIN# 2C3CDXAT6DH686652	33,109
05/31/2013	2013 DODGE CHARGER 4 DR SDN BLK	VIN# 2C3CDXATXDH686654	33,109
05/31/2013	2013 DODGE CHARGER BLK	VIN# 2C3CDXAT2DH686647	33,756
05/31/2013	2013 DODGE CHARGER 4 DR SDN BLK	VIN# 2C3CDXAT4DH686648	33,756
05/31/2013	2013 DODGE CHARGER 4 DR SDN BLK	VIN# 2C3CDXAG5DH686645	26,967
02/01/2016	2015 DODGE CHARGER - PO #25911	2C3CDXAT1FH902099	27,669
02/01/2016	2015 DODGE CHARGER - PO #25911	2C3CDXATXFH902098	27,669
02/01/2016	2015 DODGE CHARGER - PO #25911	2C3CDXAT4FH902100	27,669
02/01/2016	2015 DODGE CHARGER - PO #25911	2C3CDXATXFH906894	27,669
02/01/2016	2004 FORD E350 - PURCHASED W/CONFISCATED	1FDWE35L84HB24018	8,000
04/01/2016	2016 DODGE CHARGER AND LAPTOP COMPUTER	2C3CDXKT9GH181160	41,565
04/01/2016	2016 DODGE CHARGER AND LAPTOP COMPUTER	2C3CDXKT2GH181159	41,565
04/01/2016	2016 DODGE CHARGER AND LAPTOP COMPUTER	2C3CDXKT0GH181158	41,565
04/01/2016	2016 DODGE CHARGER AND LAPTOP COMPUTER	2C3CDXK9GH181157	41,565
04/01/2016	2016 DODGE CHARGER AND LAPTOP COMPUTER	2C3CDXKT7GH181156	41,565
04/01/2016	2016 DODGE CHARGER AND LAPTOP COMPUTER	2C3CDXKT5GH181155	41,565
04/01/2016	2016 DODGE CHARGER AND LAPTOP COMPUTER	2C3CDXKT3GH181154	41,565
04/01/2016	2016 DODGE CHARGER AND LAPTOP COMPUTER	2C3CDXKTXGH181152	41,565
04/01/2016	2016 DODGE CHARGER AND LAPTOP COMPUTER	2C3CDXKT8GH181151	41,565
06/10/2016	2016 RAM 1500 - SEE PO #25921	1C6RR7XT0GS320866	38,200
06/10/2016	2016 RAM 1500 - SEE PO #25912	1C6RR7XT9GS320865	36,898
12/15/2016	2016 DODGE CHARGER	2C3CDXAT9GH356685	27,798
12/15/2016	2016 DODGE CHARGER	2C3CDXAT0GH356686	27,798
12/15/2016	2016 DODGE CHARGER	2C3CDXAT2GH356687	27,798
12/15/2016	2016 DODGE CHARGER	2C3CDXKT7GH348325	40,074
12/15/2016	2016 DODGE CHARGER	2C3CDXKT4GH348329	40,074
12/15/2016	2016 DODGE CHARGER	2C3CDXKT0GH348330	40,074
12/15/2016	2016 DODGE CHARGER	2C3CDXKT2GH348331	40,074
09/30/2016	2016 F150 FORD TRUCK	1FTEW1EP5GFB92376	35,000
06/21/2017	2017 FORD TRANSIT VAN 350	1FBAX2CVXHKB21769	42,995
06/21/2017	2017 FORD TRANSIT VAN 250	1FTYR2CMXHKB18107	47,765
06/21/2017	2017 FORD TRANSIT VAN 350	1FBAX2CV6HKB21770	42,995
06/30/2017	2017 DODGE RAM 1500	1C6RR7XT4HS798810	37,773
06/30/2017	2017 DODGE RAM 1500	1C6RR7XT6HS798811	37,773
06/16/2017	2017 DODGE CHARGER RWD	2C3CDXATXHH649481	26,618
06/16/2017	2017 DODGE CHARGER RWD	2C3CDXAT1HH649482	26,618
06/16/2017	2017 DODGE CHARGER RWD	2C3CDXAT3HH649483	26,618
06/16/2017	2017 DODGE CHARGER RWD	2C3CDXAT5HH649484	26,618
09/26/2017	2017 FORD INTERCEPTOR & CAMERA	1FM5K8AT6HGD44048	40,849
08/01/2017	2017 DODGE RAM 1500	1C6RR7XT0HS821421	35,874
05/03/2018	2018 DODGE CHARGER	2C3CDXKT7JH207696	37,594
05/03/2018	2018 DODGE CHARGER	2C3CDXKT9JH207697	37,594
05/03/2018	2018 DODGE CHARGER	2C3CDXKT1JH208794	37,388
05/03/2018	2018 DODGE CHARGER	2C3CDXKT3JH208795	32,543
02/23/2018	2018 FORD TRANSIT T-350 KUV	1FDBW5PM2JKA26713	39,790

INVENTORY OF COUNTY-OWNED VEHICLES AND EQUIPMENT

DATE PURCHASED	DESCRIPTION	VIN NUMBER	PURCHASE PRICE
SHERIFF'S OFFICE (Continued)			
VEHICLES			
05/03/2018	2018 DODGE CHARGER	2C3CDXKT5JH210953	27,359
08/02/2018	2018 FORD ESCAPE	1FMCU0F79JUC77693	20,404
06/22/2018	2018 DODGE CHARGER	2C3CDXBG5JH247990	24,000
06/14/2019	2019 DODGE CHARGER	2C3CDXKT2KH582316	37,326
06/14/2019	2019 DODGE CHARGER	2C3CDXKT6KH582318	37,326
06/12/2019	2019 DODGE CHARGER	2C3CDXKT7KH624883	37,326
06/14/2019	2019 DODGE CHARGER	2C3CDXKT0KH582315	37,326
06/14/2019	2019 DODGE CHARGER	2C3CDXKT7KH582313	37,326
06/14/2019	2019 DODGE CHARGER	2C3CDXKT8KH582319	37,203
09/05/2019	2019 DODGE CHARGER	2C3CDXKT3KH682330	33,713
06/12/2019	2019 DODGE DURANGO	1C4SDJFT6KC645371	44,516
06/14/2019	2019 DODGE DURANGO	1C4SDJFT8KC645372	44,516
06/12/2019	2019 DODGE DURANGO	1C4SDJFT8KC645369	47,266
08/23/2019	2019 DODGE RAM 1500	1C6RR7KT8KS668706	34,931
08/23/2019	2019 DODGE RAM 1500	1C6RR7KTXXKS668707	34,931
09/26/2019	2019 DODGE RAM 1500	1C6RR7KT1KS668708	34,931
04/30/2019	2019 DODGE CHARGER	2C3CDXATXKH627441	23,494
02/19/2020	2020 DODGE DURANGO	1C4SDJFT4LC215002	39,186
12/04/2019	2019 DODGE CHARGER	2C3CDXKT0KH755119	51,852
12/04/2019	2019 DODGE CHARGER	2C3CDXKT7KH755120	51,852
12/04/2019	2019 DODGE CHARGER	2C3CDXKT9KH755121	48,010
12/04/2019	2019 DODGE CHARGER	2C3CDXKT2KH755123	48,010
12/02/2019	2019 DODGE CHARGER	2C3CDXKT4KH755124	48,010
12/04/2019	2019 DODGE CHARGER	2C3CDXKT6KH755125	48,010
12/04/2019	2019 DODGE CHARGER	2C3CDXKT8KH755126	48,010
12/04/2019	2019 DODGE CHARGER	2C3CDXKTXXKH755127	48,010
12/20/2019	2019 DODGE CHARGER	2C3CDXKT1KH749622	45,031
01/28/2020	2020 DODGE DURANGO	1C4RDHFG9LC268868	30,449
01/28/2020	2020 DODGE DURANGO	1C4RDHFG0LC268869	30,449
01/28/2020	2020 DODGE DURANGO	1C4RDHFG7LC268870	30,449
01/28/2020	2020 DODGE DURANGO	1C4RDHFG9LC268871	30,449
12/02/2019	2019 DODGE CHARGER	2C3CDXAG9KH736752	31,315
12/02/2019	2019 DODGE CHARGER	2C3CDXAG0KH736753	31,315
12/02/2019	2019 DODGE CHARGER	2C3CDXAG2KH736754	31,315
03/12/2020	2020 FORD F-150	1FTEW1EB5LFA28639	38,525
03/12/2020	2020 FORD F-150	1FTEW1EB3LFA28638	38,525
07/21/2020	2020 DODGE DURANGO	1C4RDHFG7LC318599	32,864
08/14/2020	2020 FORD F-150 SUPERCREW 4X4	1FTEW1P47LKE43693	50,252
08/14/2020	2020 FORD EXPLORER	1FM5K8AC0LGC62583	53,068
08/14/2020	2020 FORD EXPLORER	1FM5K8AC2LGC62584	53,068
08/14/2020	2020 FORD EXPLORER	1FM5K8AC4LGC62585	53,068
08/14/2020	2020 FORD EXPLORER	1FM5K8AC6LGC62586	53,068
08/14/2020	2020 FORD EXPLORER	1FM5K8AC8LGC62587	53,068
08/14/2020	2020 FORD EXPLORER - K9 UNIT	1FM5K8ACXLGC62588	57,189
08/14/2020	2020 FORD EXPLORER	1FM5K8AC1LGC62589	53,068
08/14/2020	2020 FORD EXPLORER	1FM5K8AC8LGC62590	53,068

INVENTORY OF COUNTY-OWNED VEHICLES AND EQUIPMENT

DATE PURCHASED	DESCRIPTION	VIN NUMBER	PURCHASE PRICE
SHERIFF'S OFFICE (Continued)			
EQUIPMENT			
08/14/2020	2020 FORD EXPLORER	1FM5K8ACXLGC62591	53,068
08/14/2020	2020 FORD EXPLORER	1FM5K8AC1LGC62592	53,068
08/14/2020	2020 FORD EXPLORER	1FM5K8AC3LGC62593	53,068
09/29/2020	2020 FORD ESCAPE	1FMCU0F67LUB56428	21,464
09/07/2021	2021 FORD F-150	1FTFW1C55MKE55216	32,611
09/07/2021	2021 FORD EXPLORER	1FM5K8AC1MNA19622	61,790
09/08/2021	2021 FORD EXPLORER	1FM5K8AC3MNA19623	61,790
09/08/2021	2021 FORD EXPLORER	1FM5K8AC5MNA19624	59,133
09/08/2021	2021 FORD EXPLORER	1FM5K8AC7MNA19625	61,790
09/07/2021	2021 FORD EXPLORER	1FM5K8AC9MNA19626	59,133
09/07/2021	2021 FORD EXPLORER	1FM5K8AC0MNA19627	61,790
09/08/2021	2021 FORD EXPLORER	1FM5K8AC0MNA19630	59,133
09/08/2021	2021 FORD EXPLORER	1FM5K8AC2MNA19631	59,133
09/07/2021	2021 FORD EXPLORER	1FM5K8AC8MNA19634	59,133
6/30/2022	2021 FORD EXPLORER	1FM5K8AC2MNA19628	48,177
6/30/2022	2021 FORD EXPLORER	1FM5K8AC5MNA19638	48,177
6/30/2022	2021 FORD EXPLORER	1FM5K8AC6MNA19633	50,834
6/30/2022	2021 FORD EXPLORER	1FM5K8AC7MNA19639	48,177
09/20/2021	2021 FORD EXPLORER	1FM5K8AC4MNA19629	59,133
09/30/2014	SHERIFF SOFTWARE SYSTEM		560,401
09/15/2015	GREENBIT PALM SCANNER; SOFTWARE; STAND;		17,480
07/27/2016	BAGGAGE AND PARCEL SCREENING XRAY SYSTEM	007-16089	33,000
09/30/2016	CAD SOFTWARE FOR SHERIFF		73,188
08/26/2019	KEY CABINET		9,115
10/30/2019	GPS LIVE TRACKING & INTERIOR CONSOLE		7,307
10/30/2019	GPS LIVE TRACKING & INTERIOR CONSOLE		7,307
10/30/2019	GPS LIVE TRACKING & INTERIOR CONSOLE		7,307
10/29/2019	POWEREDGE R7425 SERVER	GR00BZ2	31,707
DETENTION (3326)			
EQUIPMENT			
02/16/2007	UNIMAC UC60BN2 WASHER EXTRACTOR	702004356	7,605
02/16/2007	UNIMAC UC60BN2 WASHER EXTRACTOR	702004357	7,605
02/16/2007	UNIMAC MODEL UTT30NQT B2 DRYER	702003305	5,630
02/16/2007	UNIMAC MODEL UTT30NQT B2 DRYER	702003306	5,630
11/01/2007	VACUUM SEALER-GUARDIAN PROP & EVIDENCE		7,717
05/06/2010	BAD BOY AOS MODEL 7200 AIR COOLED VANGUA	4104266	8,748
05/06/2010	BAD BOY AOS MODEL 7200 AIR COOLED VANGUA	4104265	8,748
03/27/2013	CONVECTION STEAMER-CLEVELAND RANGE	1304230000419	14,764
09/15/2015	SECURITY CAMERA		441,559
01/03/2017	BOILER @ DETENTION CENTER	PROJECT # EQ023	21,000
04/04/2017	WATER HEATERS @ DETENTION CENTER	PROJECT # EQ025	225,312
06/05/2018	CENTRAL EXCLUSIVE CONVECTION OVEN	16M55865	5,100
06/05/2018	CENTRAL EXCLUSIVE CONVECTION OVEN	16M55871	5,100
02/11/2019	SECURITY ELECTRONICS UPGRADE		259,150
06/30/2020	JAIL CARD ACCESS SYSTEM REPLACEMENT	JAIL CARD ACCESS SYST	105,000

INVENTORY OF COUNTY-OWNED VEHICLES AND EQUIPMENT

DATE PURCHASED	DESCRIPTION	VIN NUMBER	PURCHASE PRICE
DETENTION (3326) (Continued)			
EQUIPMENT			
06/30/2021	CAMERA SYSTEM UPGRADE	PROJECT # EQ070	50,342
06/30/2021	DETENTION BUILDING MANAGEMENT SYSTEM	PROJECT # EQ072	20,417

EMERGENCY SERVICES-FIRE DIVISION (3505)			
VEHICLES			
09/16/2005	TRUCK-2005 HME CUSTOM RESCUE	44KFT42875WZ20640	222,000
01/01/1997	TRUCK-RESCUE-1997 FORD F450	1FDLF47F0VEA90009	30,165
01/01/1997	TRUCK-RESCUE-1997 FORD F450	1FDLF47F7VEA90010	30,165
06/13/2006	TRUCK-PICKUP-2006 FORD F150 CREWCAB	1FTPW12V76KD75053	23,002
08/17/2007	FORD F250 4X4 CREW CAB	1FTSW21R68EC07863	37,725
06/21/2016	2016 FORD EXPEDITION	1FMJU1FT0GEF39078	34,134
07/11/2016	FIRE TRUCK - TYPHOON RESCUE PUMPER	4EN6AAA86G1000106	455,919
01/30/2019	E-ONE TYPHOON RESCUE PUMPER	4EN6AAA84K1001974	484,545
07/31/2018	2018 FORD EXPEDITION 2X4	1FMJU1FT7JEA37496	38,678
09/19/2019	E-ONE TYPHOON RESCUE PUMPER	4EN6AAA86K1002740	496,849
12/12/2019	2020 FORD F-250 SUPER DUTY	1FT7W2B64LEC23496	33,837
12/12/2019	2020 FORD F-250 SUPER DUTY	1FT7W2A69LEC23494	29,582
10/07/2020	2020 E-ONE TYPHOON PUMPER	4EN6AAA82L1003496	505,548
02/03/2021	E-ONE TYPHOON QUINT - 100'	4EN6ABA80M1003374	985,498
03/06/2020	2019 FORD F-550 MPV	1FD0W5HT9KEF05630	272,242
01/07/2021	2021 FORD F-150	1FTFW1E51MKD05892	44,914
12/15/2020	E-ONE TYPHOON QUINT - 78'	4EN6AAA83K1002632	820,067
01/01/2000	TRUCK-FIRE-TANKER-2000 FORD F450	1FDXF46F5YEA60379	42,818
01/01/1995	TRUCK-FIRE-PUMPER-1995 PIERCE SABRE	4T1CT02UXSA000306	160,056
01/01/1996	TRUCK-FIRE-PUMPER-1996 PIERCE SABRE	4P1CT02U3TA000228	164,800
08/29/2007	FIRE ENGINE-HME SILVER FOX	44KFT42887WZ21136	246,588
11/19/2008	2008 HME LADDER FIRE TRUCK	44KFT64858WZ21329	514,854
04/07/2015	FIRE TRUCK - RESCUE/PUMPER W/TYPHOON CAB	4EN6AAA80D1008018	380,789
01/01/1993	CASCADE SYSTEM BAUER UVE1	26626	12,143
11/08/2006	EQUIPPING FOR FIXED ASSET 6925	44KFT42846WZ20869	10,587
03/17/2015	THERMAL IMAGING CAMERA	X380-2255	10,000
03/17/2015	THERMAL IMAGING CAMERA	X380-2248	10,000
03/17/2015	THERMAL IMAGING CAMERA	X380-2257	10,000
03/17/2015	THERMAL IMAGING CAMERA	X380-2256	10,000
03/17/2015	THERMAL IMAGING CAMERA	X380-2251	10,000
03/17/2015	THERMAL IMAGING CAMERA	X380-2272	10,000
03/17/2015	THERMAL IMAGING CAMERA	X380-2225	10,000
09/30/2016	BREATHING APPARTUS - HARNESS; FACE MASK;		242,800
02/23/2017	LUCAS AUTOMATIC CHEST COMPRESSION DEVICE	3017J812	14,173
02/23/2017	LUCAS AUTOMATIC CHEST COMPRESSION DEVICE	3017J813	14,173
02/23/2017	LUCAS AUTOMATIC CHEST COMPRESSION DEVICE	3017J811	14,173
02/23/2017	LUCAS AUTOMATIC CHEST COMPRESSION DEVICE	3017J810	14,173
02/23/2017	LUCAS AUTOMATIC CHEST COMPRESSION DEVICE	3017J809	14,173
02/23/2017	LUCAS AUTOMATIC CHEST COMPRESSION DEVICE	3017J808	14,173
02/23/2017	LUCAS AUTOMATIC CHEST COMPRESSION DEVICE	3017J814	14,173
02/19/2018	MILNOR 40LB CAPACITY WASHER	AAA/170117665	7,935

INVENTORY OF COUNTY-OWNED VEHICLES AND EQUIPMENT

DATE PURCHASED	DESCRIPTION	VIN NUMBER	PURCHASE PRICE
EMERGENCY SERVICES-FIRE DIVISION (3505) (Continued)			
EQUIPMENT			
02/19/2018	AMERICAN FIREMAN'S TURNOUT GEAR DRYER	MC75100908	6,667
08/30/2018	EXTRICATION EQUIPMENT SET		45,374
08/30/2018	EXTRICATION EQUIPMENT SET		45,374
08/30/2018	EXTRICATION EQUIPMENT SET		45,374
08/30/2018	EXTRICATION EQUIPMENT SET		45,374
08/30/2018	EXTRICATION EQUIPMENT SET		45,374
08/30/2018	EXTRICATION EQUIPMENT SET		45,374
08/30/2018	EXTRICATION EQUIPMENT SET		45,374
08/30/2018	EXTRICATION EQUIPMENT SET		45,374
08/30/2018	EXTRICATION EQUIPMENT SET		45,374
08/30/2018	EXTRICATION EQUIPMENT SET		45,374
06/30/2018	MOBILE DATA TERMINAL - FIRE UNIT		5,254
06/30/2018	MOBILE DATA TERMINAL - FIRE UNIT		5,254
06/30/2018	MOBILE DATA TERMINAL - FIRE UNIT		5,254
06/30/2018	MOBILE DATA TERMINAL - FIRE UNIT		5,254
06/30/2018	MOBILE DATA TERMINAL - FIRE UNIT		5,254
06/30/2018	MOBILE DATA TERMINAL - FIRE UNIT		5,254
06/30/2018	MOBILE DATA TERMINAL - FIRE UNIT		5,254
06/30/2018	MOBILE DATA TERMINAL - FIRE UNIT		5,254
12/17/2020	FLASHOVER SIMULATOR	PROJECT # EQ060	54,825
07/17/2020	BREATHING APPARATUS - (4) SCBA'S		21,975
03/19/2021	LIFEPAK 15 CARDIAC MONITOR	49370296	28,163
03/19/2021	LIFEPAK 15 CARDIO MONITOR	49369976	28,163
03/19/2021	LIFEPAK 15 CARDIAC MONITOR	49370242	28,163
03/19/2021	LIFE PAK 15 CARDIAC MONITOR	49370066	28,163
03/19/2021	LIFEPAK 15 CARDIAC MONITOR	49370659	28,163
03/19/2021	LIFEPAK 15 CARDIAC MONITOR	49369680	28,163
03/19/2021	LIFEPAK 15 CARDIAC MONITOR	49369913	28,163
03/19/2021	LIFEPAK 15 CARDIAC MONITOR	49370654	28,163
07/15/2020	FIT TESTING MACHINE	86106831	8,389
10/30/2020	PS TRAX SOFTWARE		19,450
EMERGENCY SERVICES/EMS DIVISON (3600)			
VEHICLES			
06/21/2016	2016 FORD EXPEDITION	1FMJU1GT4GEF39079	36,891
EQUIPMENT			
06/30/2018	MOBILE DATA TERMINAL - MED UNIT		7,041.19
06/30/2018	MOBILE DATA TERMINAL - MED UNIT		7,041.19
06/30/2018	MOBILE DATA TERMINAL - MED UNIT		7,041.19
EMERGENCY SERVICES-E911 DIVISION (3800)			
VEHICLES			
04/05/2016	2016 FORD EXPLORER 4 DOOR	1FM5K7B88GGC61112	24,790.00

INVENTORY OF COUNTY-OWNED VEHICLES AND EQUIPMENT

DATE PURCHASED	DESCRIPTION	VIN NUMBER	PURCHASE PRICE
EMERGENCY SERVICES-E911 DIVISION (3800) (Continued)			
EQUIPMENT			
01/01/1991	TOWER-COMMUNICATIONS-180'	30 N. BROAD ST. - OLD JAIL	30,000.00
09/30/2014	SERVER EQUIPMENT FOR E911	GQCWX12/HNFB0Z1/BMXBO	23,544.50
09/15/2015	NEW WORLD CAD UPGRADE & GIS MAPPING		300,822.05
02/01/2017	EVENTIDE RECORDER SOFTWARE UPGRADE		26,158.00
03/02/2018	911 TELEPHONE SYSTEM		250,823.00
02/24/2020	MCC 7500 DISPATCH CONSOLE # 7		85,000.00
03/26/2021	PRIORITY DISPATCH EMD	PROJECT # SO021	119,078.64
CORONER (3700)			
VEHICLES			
05/17/2006	VAN-2006 FORD ECONOLINE	1FTRE14W36DA67187	15,755
10/29/2020	2020 FORD TRANSIT VAN	1FTYE1Y88LKB11537	27,000
EQUIPMENT			
9/15/2015	COOLER		11,200
ANIMAL CONTROL (3910)			
VEHICLES			
08/26/2016	2016 F250 FORD TRUCK WITH BODY	1FTBF2B68GEC17037	51,971
10/03/2017	2017 FORD F-250 PU	1FTBF2B66HEC80980	56,126
11/15/2017	2017 FORD F-250	1FTBF2B61HEF20775	25,895
02/02/2018	2017 FORD F-250	1FTBF2B69HEF21298	61,471
05/08/2019	2019 FORD F250 SUPER DUTY TRUCK	1FTBF2B66KED14178	61,471
10/19/2020	2020 FORD F-250	1FDBF2B68LEC73615	59,508
03/03/2021	2021 FORD F-250	1FTBF2B67MED05637	26,343
EQUIPMENT			
01/01/2003	STAINLESS STEEL CAT CAGE	N/A	18,727
09/30/2016	SLIDE-IN ANIMAL CONTROL 4 COMPARTMENT IN	16-00333	7,718
03/16/2021	2021 CM STOCKER 16' LIVESTOCK TRAILER	49TSB1629M1033200	8,732
08/25/2021	SLIDE-IN 4 COMPARTMENT TRUCK STORAGE		12,789
ANIMAL CONTROL (3910)			
VEHICLES			
12/23/2019	2020 FORD ESCAPE	1FMCU0F64LUA81784	21,005
EQUIPMENT			
09/30/2014	EOC UPDATE - EMERGENCY TELEPHONE SYSTEM		8,743
TRANSPORTATION (4101)			
VEHICLES			
01/01/1987	LEVEL/TRANSIT-SURVEYOR TOPCON GTS2B	J11125	5,500
01/01/2001	TRUCK-PICKUP-2001 FORD F150	3FTRF17W11MA62687	14,998
12/15/2003	AUTOMOBILE 2004 CHEVROLET MALIBU	1G1ZS52824F137194	14,446
02/16/2022	2021 FORD F-150	1FTFW1E58MFD12539	36,091
ROADS AND BRIDGES (4200)			
VEHICLES			
01/01/2003	AUTOMOBILE-2003 FORD F150	1FTRF17243NA58252	14,166
01/01/1996	TRAILER-FLATBED 12 TON-1996 (9921)	1B95D1028MS026012	32,000

INVENTORY OF COUNTY-OWNED VEHICLES AND EQUIPMENT

DATE PURCHASED	DESCRIPTION	VIN NUMBER	PURCHASE PRICE
ROADS AND BRIDGES (4200) (Continued)			
VEHICLES			
01/01/2001	TRUCK-DUMP-2002 STERLING LT9500	2FZHAZAS62AJ86450	69,944
01/01/2000	TRUCK-FLATBED-2000 FORD F350 (9840)	1FDWF36L2YEA62912	20,166
01/01/2000	TRUCK-FLATBED-2000 FORD F650 (9842)	3FDNF6545YMA13396	37,419
01/01/1998	TRUCK-PICKUP-1997 FORD F250 (9831)	3FTHF25H2VMA57526	21,618
01/01/2000	TRUCK-PICKUP-2000 FORD F150 (9843)	1FTRF17W2YNC11186 (FA #	15,882
01/01/2001	TRUCK-PICKUP-2001 FORD F150 (9847)	1FTZF17251NB98968	14,360
09/01/2005	TRUCK-2006 STERLING LT950	2FZHAZDL26AV86886	83,985
11/11/2004	AUTOMOBILE-2005 CHEVROLET MALIBU	1G1ZS52835F181237	14,499
03/16/2007	FORD F150 SUPERCREW	1FTRW12W97FA91564	22,001
01/01/1996	TRUCK-FLATBED-1996 INTERNATL (9828)	1HTSCAAN3TH277590	41,068
05/02/2008	2008 STERLING LT9513 DUMP TRUCK	2FZHAZCV68AY95749 (FA # 7	111,807
05/02/2008	2008 STERLING LT9513 DUMP TRUCK	2FZHAZCV28AY95750 (FA # 7	111,807
03/18/2014	2014 F250 4X4 CREW CAB WITH V8 ENGINE	1FT7W2B6XE6B7034	23,500
01/21/2016	2016 FORD F250 4X4 CREW CAB	1FT7W2B61GEB55194	24,979
12/07/2018	2019 FORD F-250	1FT7W2B60KED39485	27,680
12/07/2018	2019 FORD F-250	1FT7W2B62KED39486	27,680
11/30/2018	2019 FORD F-150	1FTEW1E58KFA36940	29,350
08/21/2020	2020 FORD F-350	1FDRF3G62LED68815	51,507
03/16/2020	2021 FORD F-750	1FDWF7DE5MDF01421	73,446
12/02/2019	2019 ROSCO RA-400 POTHOLE PATCHER TRUCK	3BPPHM7X6KF592462	203,950
07/15/2020	2020 RAM 4500	3C7WRKFL9LG127264	46,645
09/09/2020	2021 FORD F-750 FLATBED DUMP	1FDWF7DE1MDF00136	87,071
10/16/2020	2020 RAM 4500	3C7WRLEL0LG151962	54,129
09/08/2021	2021 RAM 4500	3C7WRLEL3MG645928	55,108
EQUIPMENT			
01/01/1995	CHIPPER/SHREDDER-SKID MTD HONDA GX6	38795820	5,270
01/01/2003	SOLAR POWERED CHANGEABLE SIGN CMST3	1A9BS331732228267	16,150
01/01/2003	PATCHER DURA	12859	34,000
01/01/1996	TRACK LOADER CATERPILLAR 320L 9949	9KK04979	139,419
01/01/2000	MOTORGRADER CATERPILLAR 140H 9971	2ZK05201	136,038
01/01/2000	BACKHOE/LOADER 9972 CASE 580L	JJG0276863	44,441
01/01/1992	MOTORGRADER CATERPILLAR 140G 9907	72V14231	98,363
01/01/1995	CHIPPER/SHREDDER-TRAILER MOUNTED VE	1VRC1413XS1005293	19,485
01/01/1997	STREET SWEEPER BROCE RJ300 9923	88318	26,971
01/01/2000	CHIPPER/SHREDDER-TRAILER MOUNTED VE	1VRN14168Y1007720	23,828
03/10/2004	BUSH HOG NEW HOLLAND TN70	1305097	20,500
02/26/2007	2007 FREIGHTLINER M2112 CAB TRACTOR	1FUJC5DE67HX52093	76,042
04/23/2007	CAT CB224E ASPHALT COMPACTOR	22402944	30,746
04/24/2007	PITTS LB25-33CS 70,000# TRAILER	5JYLB35207PO70880	24,735
04/30/2007	4000 GALLON EMULSION STORAGE TANK	40547	39,984
04/12/2007	LEE BOY 8515 PAVER	L8515T-48373	121,539
10/01/2011	HENDERSON REVERSIBLE SNOW PLOW		8,164
10/01/2011	HENDERSON REVERSIBLE SNOW PLOW		8,164
10/01/2011	HENDERSON FSH-II V-BOX SAND & SALT SPREA	FSH-29538	16,885

INVENTORY OF COUNTY-OWNED VEHICLES AND EQUIPMENT

DATE PURCHASED	DESCRIPTION	VIN NUMBER	PURCHASE PRICE
ROADS AND BRIDGES (4200) (Continued)			
EQUIPMENT			
10/12/2011	HENDERSON FSH-II V-BOX SAND & SALT SPR	FSH-29537	16,885
01/30/2014	JOHN DEERE 655K CRAWLER LOADER	1T0655KXCEE256055	168,000
02/19/2015	5075E CAB UTILITY TRACTOR 57 PRO HP	1LV5075ETHEY246371	33,974
02/19/2015	5075E CAB UTILITY TRACTOR 57 PRO HP	1LV5075EVEY245714	33,974
01/27/2016	JOHN DEERE 310L BACKHOE LOADER	1T0310LXKGF292483	61,123
01/12/2016	COMPACT TRACK LOADER	NEM482652	22,310
12/14/2016	JOHN DEERE 6105E TRACTOR	P06105EPG0001566	106,056
12/14/2016	JOHN DEERE 6105E W/22" SAMURI	1P06105EHG0001769	106,856
02/01/2017	JOHN DEERE 524K 4WD LOADER	1DW524KZCGF674856	127,000
09/21/2017	JOHN DEERE 5075E BUSH HOG	1PY5075EPHH401974	37,677
09/21/2017	JOHN DEERE 5075E BUSH HOG	1PY5075ECHH401972	37,677
01/25/2018	JOHN DEERE 323E COMPACT TRACTOR	1T0323EKJHJ323747	50,500
09/21/2018	2018 JOHN DEERE 60G EXCAVATOR	1FF060GXLJJ289687	29,500
09/21/2018	2018 JOHN DEERE 60G EXCAVATOR	1FF060GXLJJ289687	29,500
10/14/2019	HUSQVARNA SELF PROPELLED FLOOR SAW	20193100020	7,895
12/12/2019	CATERPILLAR CB36B COMPACTOR ROLLER	M3600320	61,000
08/26/2020	GRAVELY ZERO TURN MOWER	090550	7,377
04/23/2021	2021 JOHN DEERE 333GX COMPACT TRACK LOAD	1T0333GMVMF399464	69,942
03/14/2022	JOHN DEERE 200GLC EXCAVATOR	1FF200GXENF085218	196,890
02/28/2022	THERMOLAZER 200TC		8,500
STORMWATER (4320)			
VEHICLES			
01/15/2004	TRUCK 2004 FORD EXPLORER	1FMZU62K54UB04667	19,932
03/19/2007	2007 FORD E350XLT SD	1FBSS31L37DA81922	22,122
12/19/2016	2017 FORD F-250	1FT7X2B61HEC32550	28,946
02/22/2019	2019 CHEVROLET EXPRESS G3500 VAN	1GAZGNFG1K1226073	29,245
01/28/2020	2009 JETTER/VAC TRUCK	1HTWHAAT39J174527	77,700
03/22/2021	2021 FORD F-750 SUPER DUTY DUMP TRUCK	1FDWF7DE2MDF08715	85,283
02/02/2021	2021 FORD F-150	1FTFW1E59MKD05185	33,430
09/10/2020	2020 RAM 4500	3C7WRLEL9LG151961	54,129
10/28/2021	2022 WESTERN STAR 4700SF TRUCK	5KKHAVDV4NPNB3764	415,727
EQUIPMENT			
09/30/2011	MACHINERY & EQUIPMENT-GPS FIELD KIT	5034499628	7,305
10/11/2012	TORO GRANDSTAND 23HP KAWASAKI	312000254	6,494
01/30/2014	JOHN DEERE 323D COMPACT TRACK LOADER	IT0323DKACG236622	48,500
11/07/2018	TANDEM AXLE TILT DECK I-BEAM TRAILER	4ZETD242XK1177849	9,640
01/15/2019	GRAVELY PRO-QXT TRACTOR	000601	6,403
10/04/2019	2019 60G COMPACT EXCAVATOR	1FF060GXCKJ291185	67,925
10/09/2019	BLUE DIAMOND BRUSH CUTTER ATTACHMENT	83916	8,623
09/23/2021	TORO Z-MASTER 4000	409089438	9,319
12/21/2021	JOHN DEERE 325G COMPACT TRACK LOADER	1T0325GKCNJ413194	58,496
08/31/2021	FINN B40 STRAW BLOWER	MUA-2757	11,961

INVENTORY OF COUNTY-OWNED VEHICLES AND EQUIPMENT

DATE PURCHASED	DESCRIPTION	VIN NUMBER	PURCHASE PRICE
WASTE WATER (4335)			
VEHICLES			
02/01/2005	TRUCK-2005 FORD F150	1FTVX14535NA96035	20,207
03/08/2007	TRUCK 2007 FORD F-150	1FTRF12W87NA50722	13,949
01/01/1997	TRUCK-PICKUP-1997 FORD F250	1FTHG26H0VEB42210	19,505
07/31/2013	2013 FORD F-150 TRUCK	1FTMF1EM7DKG12515	19,038
04/01/2015	SINGLE/AXLE FLATBED DUMP 2004 FREIGHTLIN	1FVACXCSX4HN24446	22,848
01/28/2020	2009 JETTER/VAC TRUCK	1HTWHAAT39J174527	77,700
EQUIPMENT			
10/02/2018	AUTOMATED REFRIGERATED SAMPLER	182700498066	5,101
10/02/2018	AUTOMATED REFRIGERATED SAMPLER	182700498067	5,101
01/01/1992	BACKHOE CASE 580SK 9939	JJG0163599	27,657
01/01/1996	TRACTOR JOHN DEERE 2355	L02355A756630	16,000
01/01/1999	TRACTOR NEW HOLLAND 6610 9964	360308	35,400
08/15/2005	EQUIPMENT-- AQUA-LATOR AERATOR	N/A	5,859
05/31/2006	FLOATING AERATOR-AQUA-LATOR HP 1800	UNAVAILABLE	6,650
01/01/2003	SEWER LINE INSP SYS ARIES SATURNIII	3071803 (CAMERA TRAILER)	38,200
09/14/2007	7'X12' CARGO TRAILER	5E2B1122981035076	5,277
03/29/2007	CATERPILLAR GENERATOR SET 60KW	N4D00411	47,826
09/11/2008	TRAILER-HIGH PRESSURE JET TRAILER	1U9FS1319A044208	37,841
10/23/2013	10 TON EQUIP TRAILER 25' DUAL TRANDUM		6,500
06/13/2014	GRAVELY PROTURN 260 EPI LAWNMOWER	031101	8,398
06/16/2017	DRI-PRIME HL80M DIESEL PUMP	9814032-4	22,960
03/26/2019	JOHN DEERE COMPACT TRACK LOADER 333G	T033GM337542	68,189
02/10/2020	FAE UML175VTBL MULCHER	19-1751	28,700
07/30/2020	WET WELL WIZARD W/ COVER & BASE		7,355
09/02/2020	KUHN GMD 283 TG 9' MOWER		8,500
09/02/2020	KUHN 17' HYDRAULIC TEDDER		5,500
09/02/2020	JOHN DEERE 457 HAY BALER		11,500
WATER-WHOLESALE (4400)			
VEHICLES			
12/28/2006	VEHICLE 2007 FORD F-150	1FTRF12W57KB92303	13,424
06/27/2017	2017 FORD F150	1FTEX1CF5HFC46140	24,048
EQUIPMENT			
03/20/2007	CATERPILLAR GENERATOR SET 100KW	N4E00539	42,841
WATER-RETAIL (4401)			
VEHICLES			
04/13/2005	TRUCK-2005 FORD EXPLORER	1FMZU63K05UA19090	23,812
03/01/2003	2003 FORD TRUCK 350	1FDWF36L53EC57444	20,981
12/28/2006	VEHICLE 2007 FORD F-150	1FTRF12W17KB92301	13,424
12/28/2006	VEHICLE 2007 FORD F-150	1FTRF12W37KB92302	13,424
05/14/2008	2008 F150 TRUCK	1FTRF12588KE33392	14,166
06/21/2010	2011 FORD F450 CREW CAB TRUCK FLAT BED	1FD0W4GT0BEA10678	37,825

INVENTORY OF COUNTY-OWNED VEHICLES AND EQUIPMENT

DATE PURCHASED	DESCRIPTION	VIN NUMBER	PURCHASE PRICE
WATER-RETAIL (4401)			
VEHICLES			
04/19/2016	2016 FORD TRUCK F-150 SERIES - PO #26518	1FTMF1CF3GFC00707	20,930
12/29/2017	2018 FORD F-150	1FTEX1C54JFB32871	24,311
06/17/2020	2020 FORD F-150	1FTMF1E54LFB69708	26,969
06/17/2020	2020 FORD F-150	1FTMF1E56LFB69709	26,969
EQUIPMENT			
02/15/1996	OTHER--HAND HELD METER	N/A	5,200
03/30/1999	OTHER--UTILITY BILLING SOF	N/A	7,400
05/04/2006	MOBILE DATA COLLECTOR- MRX920	MRX1033	9,975
03/31/2009	SCADA SYSTEM UPGRADE		7,000
07/23/2010	BOBCAT COMPACT EXCAVATOR MODEL E42	ARM:AG3411058BUCKET:673	34,825
04/20/2010	HANDHELD COMPUTER DAP CE 5320B		6,000
09/30/2016	5 MG TANK MIXER		341,761
SENIOR CENTER (5404)			
VEHICLES			
02/16/2004	BUS 2004 FORD PACER II	1FDWE35S74HA08204	31,255
04/01/2014	2014 FORD GOSHEN COACH BUS	1FDEE3FS5EDA56576	34,907
05/09/2016	2016 FORD TRANSIT CONNECT VAN -	NMOGS9E74G1265878	21,718
05/09/2016	2016 FORD TRANSIT CONNECT VAN - PO#26366	NMOGS9E74G1265881	21,718
02/09/2018	2018 FORD ECONOLINE E-350 BUS	1FDEE3F66JDC09706	58,217
EQUIPMENT			
01/01/2002	DISHWASHER HOBART AM14C	231054139	6,300
PARKS & RECREATION (6100)			
VEHICLES			
01/01/2000	TRUCK-PICKUP-2000 FORD F150	2FTRF17W7YCA42918	15,562
03/23/2005	AUTOMOBILE-2005 FORD TAURUS	1FAFP53U75A283554	11,856
03/19/2007	2007 FORD E350XLT SD	1FBSS31L57DA81923	22,122
07/11/2008	2008 FORD F-250 4x2 SD CREW CAB TRUCK	1FTSW205X8EE25030	22,621
01/29/2020	2020 FORD F-150	1FTEX1CB4LFA99010	21,850
EQUIPMENT			
12/01/2001	BLEACHER 24 FT 3 ROW ALUM (16 EA)		14,400
12/01/2001	TIP-N-ROLL 15 FOOT (8 EA)		5,200
12/01/2001	TRASH RECEPTACLES EXP METAL 47EA		10,810
01/01/2002	BUNKER/FIELD RAKE-RIDING JD 1200A	TC1200A130284	8,885
01/01/2001	MOWER RIDING TORO Z255	210000225	6,399
01/01/2002	WHEELCHAIR LIFT	N/A	14,530
01/01/2003	4X2 GATOR JOHN DEERE	W004X2X2097510	5,892
03/10/2004	BUSH HOG NEW HOLLAND TN70	1317363	20,500
01/11/2005	SOFTWARE-RECWARE ACTIVE LICENSES		19,683
01/31/2006	LIFT-PERSONNEL/MANUAL JLG 20AM-DC	900025830	5,140
03/06/2006	NETTING-SAFETY BALL FIELDS	N/A	13,900

INVENTORY OF COUNTY-OWNED VEHICLES AND EQUIPMENT

DATE PURCHASED	DESCRIPTION	VIN NUMBER	PURCHASE PRICE
PARKS & RECREATION (6100) (Continued)			
EQUIPMENT			
03/28/2006	CAGES-BATTING (4 EACH)	N/A	28,970
09/10/2008	MOWER- MODEL 30826 TORO 3505-D TURF MOWE	280000125	24,662
09/30/2011	PROTECTIVE BSEBALL NETTING		6,790
04/01/2015	PROCORE 660 AEROATOR	210000056	5,190
02/01/2016	JOHN DEERE 1200A INFIELD MACHINE - SEE	1TC1200ATFT230019/T230019	11,387
02/01/2016	JOHN DEERE HPX GATOR - PO #25993	1MOHPXGSPGM140342/MOR	9,906
02/01/2016	TORO Z LAWN MOWER	314000614	8,602
09/30/2016	ROOF MOUNTED BASKETBALL GOAL		25,742
09/18/2017	TORO Z MASTER 3000 MOWER	401329374	7,946
10/16/2020	TORO Z-MASTER 5000 MOWER	408736352	8,849
01/13/2022	2022 JOHN DEERE GATOR	1M0560EALNM050119	7,829
01/01/1997	TOP DRESSER ATTACHMENT TORO 44501	70158	6,017
COOPERATIVE EXTENSION SERVICES (7110)			
VEHICLES			
03/15/2007	TRUCK 2008 FORD ESCAPE	1FMCU02Z78KA29584	14,143
05/14/2008	2008-E150 PASSENGER VAN	1FMNE11L48DB16694	16,648
06/22/2011	FORD - 12 PASSENGER VAN	1FBNE3BL2ADA68265	17,000
01/10/2018	2018 FORD TRANSIT T-350 VAN	1FBZX2CM0JKA35502	29,280
ECONOMIC AND COMMUNITY DEVELOPMENT (7510)			
VEHICLES			
10/30/2006	TRUCK 2007 FORD ESCAPE	1FMYU02Z77KB43007	13,780
03/02/2017	2017 FORD ESCAPE	1FMCU9GD1HUB64856	22,568
06/20/2019	2019 FORD ESCAPE	1FMCU9GD9KUC06990	23,243
01/06/2022	2021 FORD F-150	1FTFX1E56MKF08726	30,443
EQUIPMENT			
03/06/2008	PRINTER-SCANNER-PLOTTER WIDE FORMAT		14,949
09/30/2016	BSN LICENSE SOFTWARE - MUNIS	PROJECT # CS008 & CS009	104,687



BARROW COUNTY

Georgia

FY 2023 FEE SCHEDULES

**BARROW COUNTY BOARD OF COMMISSIONERS
MOTOR VEHICLE LICENSE BILL,
MAILING FEES
FOR FISCAL YEAR 2023**

The tax commissioner shall make a charge of \$1.00 for mailing decals/tags that are renewed through the mail or over the internet. Those funds are paid over to the Barrow County Board of Commissioners under collection fees noted as Mail/Duplicate fees.



Kevin Little
County Manager



Jessica Garrett
Tax Commissioner

**BARROW COUNTY BOARD OF COMMISSIONERS
CREDIT CARD PROCESSING FEES
FOR FISCAL YEAR 2023**

Tax Commissioner Office

Three (3) percent of the charge for each credit card transaction

Additional charge of \$1.00 for each debit card transaction

All Other Elected Offices / Departments

Additional charge of \$2.00 each credit card transaction

Additional charge of \$2.00 for each debit card transaction



Kevin Little
County Manager



Rose Kisaalita
Chief Financial Officer

BARROW COUNTY BOARD OF COMMISSIONERS

BUILDING FEES

FOR FISCAL YEAR 2023

On all buildings, structures and electrical, plumbing, mechanical and gas systems or alterations requiring a permit, a fee for each permit shall be paid as required at the time of filing application, in accordance with the fee schedules as set by the schedules of permit fees are as follows:

(1) Building permit fees.	<u>FY2022</u>	<u>FY2023</u>
Base Fee for all building permits	\$75.00	\$75.00
Plus.....		
a. Residential primary and accessory structures:	\$0.30	\$0.30
	Per sq. foot	
b. Commercial and Industrial structures:	\$0.20	\$0.20
	Per heated sq. foot	
	\$0.10	\$0.10
	Per non-heated sq. foot	

If any person commences work before obtaining the necessary permit and inspection, fees shall be doubled.

2) Plumbing permit fees.		
i. Base Fee	\$75.00	\$75.00
ii. Plus the following, when provided:		
1. For each plumbing fixture, floor drain or trap (including water and drainage piping)	\$2.50	\$2.50
2. For each cesspool	\$5.00	\$5.00
3. For each septic tank and seepage pit or drain field	\$10.00	\$10.00
4. For each water heater and/or vent	\$2.50	\$2.50
5. For installation, alteration or repair of water piping	\$5.00	\$5.00
6. For repair or alteration of drainage or vent piping	\$5.00	\$5.00
7. For vacuum breakers or backflow protection devices installed subsequent to the installation of the piping or equipment served:		
a. One to five	\$2.50	\$2.50
b. Over five, each	\$1.50	\$1.50

If any person commences work before obtaining the necessary permit and inspection, fees shall be doubled.

3) Electrical permit fees.		
i. Base Fee	\$75.00	\$75.00
ii. Plus the following:		
1. For each panelboard	\$2.50	\$2.50
2. For each receptacle	\$0.50	\$0.50
3. For each switch	\$0.50	\$0.50
4. For each lighting outlet	\$0.50	\$0.50
5. For each service	\$2.50	\$2.50
6. For each temporary service	\$10.00	\$10.00

If any person commences work before obtaining the necessary permit and inspection, fees shall be doubled.

4) Mechanical permit fees.		
i. Base Fee:	\$75.00	\$75.00
ii. Additional fees:		

1. For each HVAC system above one	\$50.00	\$50.00
-----------------------------------	---------	---------

If any person commences work before obtaining the necessary permit and inspection, fees shall be doubled.

	<u>FY2022</u>	<u>FY2023</u>
5) <i>Gas permit fees.</i>		
i. Base Fee:	\$75.00	\$75.00
1. The total fees for inspection of a consumer's gas piping at one location (including both rough and final piping inspection) shall be \$25.00 for one to four outlets, inclusive, and \$5.00 for each additional outlet.		
2. The fees for inspecting conversion burners, floor furnaces, incinerators, boilers or central heating or air conditioning units shall be \$5.00 for one unit and \$1.00 for each additional unit.		
3. The fee for inspecting vented wall furnaces and water heaters shall be \$5.00 for one unit and \$1.00 for each additional unit.		
4. If any person commences work before obtaining the necessary permit and inspection, fees shall be doubled.		
6) <i>Certificate of occupancy.</i>		
i. For issuing each permit, a fee of \$125.00 will be charged.	\$125	\$125
7) <i>Re-inspections.</i>	\$75	\$75
1. Any person violating any provisions of this article shall be liable for a civil penalty of \$75.00 per offense per re-inspection. Each re-inspection in which the violation continues shall constitute a separate offense.		
8) <i>Plan review fees.</i> For all occupancies except residential, the cost of plan review shall be one-half the total valuation of the building permit. The fee is due when the plans are submitted for plan review.		
9) <i>Demolition Fee.</i>	\$200	\$200
i. For issuing each permit, a fee of \$200.00 will be charged.		
10) <i>Appeal fee.</i>	\$100	\$100
The fee to file an appeal with the construction board of adjustments and appeals is \$100.00.		



Kevin Little
County Manager



Rebecca Whiddon
Department of Planning &
Community Development Director

**Barrow County Emergency Services
Fire Life Safety Code Services Fee Schedule
For Fiscal Year 2023**

<u>Type of Fees</u>		<u>Amount</u>	
Variances		<u>FY2022</u>	<u>FY2023</u>
Adminstrative Variance Application		\$100.00	\$100.00
Construction and Life Safety Codes Variance Application		\$300.00	\$300.00
Revisions			
Fire Permit Plan Review		\$50.00	\$50.00
Certificates			
Certificate of Occupancy (CO)	Tenant Buildings	\$100.00	\$100.00
	Tenant interior space alterations	\$100.00	\$100.00
	Tenant change	\$100.00	\$100.00
Certificate of Completion (CC)	Shell Building	\$50.00	\$50.00
	Spec Space	\$50.00	\$50.00
Temporary Certificate of Occupancy (TCO)		\$50.00	\$50.00
Burn Permit			
Commercial Burn Permit		\$500.00	\$500.00
Site			
Site Plan Review up to 5 acres		\$100.00	\$100.00
Above 5 acres		\$250.00	\$250.00
Shell Fire Permit			
Shell Building, New Building, and Additions (Sprinklers Present)	Up to 10,000 Sq. Ft. (floor area)	\$200.00	\$200.00
	10,001 - 30,000 sq. ft.	\$300.00	\$300.00
	30,001 - 100,000 sq. ft.	\$0.15/sq. ft.	\$0.15/sq. ft.
	Greater than 100,000 sq. ft.	\$.30/sq. ft.	\$.30/sq. ft.
Shell Building, New Building, and Additions (No Sprinklers Present)	Up to 10,000 Sq. Ft. (floor area)	\$300.00	\$300.00
	10,001 - 30,000 sq. ft.	\$450.00	\$450.00
	30,001 - 100,000 sq. ft.	\$.23/sq. ft.	\$.23/sq. ft.
	Greater than 100,000 sq. ft.	\$.30 sq. ft.	\$.30 sq. ft.
Interior Finish Fire Permit			
Assembly Occupancy (Sprinklers Present)	Up to 10,000 Sq. Ft. (floor area)	\$200.00	\$200.00
	Greater than 10,000 sq. ft.	\$250.00	\$250.00
Assembly Occupancy (No Sprinklers Present)	Up to 10,000 Sq. Ft. (floor area)	\$300.00	\$300.00
	Greater than 10,000 sq. ft.	\$375.00	\$375.00
Business, Mercantile, Daycare & Educational Occupancy (Sprinklers Present)	Up to 10,000 Sq. Ft. (floor area)	\$200.00	\$200.00
	10,001 - 25,000 sq. ft.	\$250.00	\$250.00
	25,001 - 50,000 sq. ft.	\$300.00	\$300.00
	Greater than 50,000 sq. ft.	\$400.00	\$400.00
Business, Mercantile, Daycare & Educational Occupancy (No Sprinklers Present)	Up to 10,000 Sq. Ft. (floor area)	\$300.00	\$300.00
	10,001 - 25,000 sq. ft.	\$375.00	\$375.00
	25,001 - 50,000 sq. ft.	\$450.00	\$450.00
	Greater than 50,000 sq. ft.	\$600.00	\$600.00
Industrial and Storage Occupancy (Sprinklers Present)	Up to 30,000 sq. ft. (Floor Area)	\$200.00	\$200.00
	30,001 - 50,000 sq. ft.	\$300.00	\$300.00
	50,001 - 100,000 sq. ft.	\$350.00	\$350.00
	Greater than 100,000 sq. ft.	\$400.00	\$400.00
Industrial and Storage Occupancy (No Sprinklers Present)	Up to 30,000 sq. ft. (Floor Area)	\$300.00	\$300.00
	30,001 - 50,000 sq. ft.	\$450.00	\$450.00
	50,001 - 100,000 sq. ft.	\$525.00	\$525.00
	Greater than 100,000 sq. ft.	\$600.00	\$600.00
Residential Occupancy including Hotel, Lodging/Rooming Houses, Multifamily, Group Homes, Personal Care Homes, (Sprinklers Present)	Up to 10,000 Sq. Ft. (floor area)	\$200.00	\$200.00
	10,001 - 25,000 sq. ft.	\$250.00	\$250.00
	Greater than 25,000 sq. ft.	\$300.00	\$300.00
Residential Occupancy including Hotel, Lodging/Rooming Houses, Multifamily, Group Homes, Personal Care Homes, (No Sprinklers Present)	Up to 10,000 Sq. Ft. (floor area)	\$300.00	\$300.00
	10,001 - 25,000 sq. ft.	\$375.00	\$375.00
	Greater than 25,000 sq. ft.	\$450.00	\$450.00
Supplemental Fire Permit			
Non High-Rise, Multi-Storied Buildings - All Occupancies	Sprinkler System Present	\$32.00 per floor	\$32.00 per floor
	No Sprinkler System Present	\$48.00 per floor	\$48.00 per floor
High-Rise Buildings - All Occupancies		\$1,280.00	\$1,280.00

**Barrow County Emergency Services
Fire Life Safety Code Services Fee Schedule
For Fiscal Year 2023**

Specialty Fire Permit

Hazardous Materials - quantities below the exempt amount		\$64.00	\$64.00
Hazardous Materials - quantities exceeding the exempt amounts		\$250.00	\$250.00
Commercial Kitchen Hood/Duct		\$100.00 per hood	\$100.00 per hood
Specialized Fire Extinguishing Systems	0-10 Devices	\$128.00	\$128.00
including FM-200, FE-36, Carbon Dioxide,	11-25 Devices	\$256.00	\$256.00
Dry Chem, Water-Foam, and Water Mist	26-50 Devices	\$384.00	\$384.00
	More than 50 Devices	\$512.00	\$512.00
New Fire Sprinkler System	Up to 10,000 sq. ft.	\$128.00	\$128.00
	10,001 - 30,000 sq. ft.	\$224.00	\$224.00
	30,001 - 75,000 sq. ft.	\$288.00	\$288.00
	75,001 -125,000 sq. ft.	\$416.00	\$416.00
	125,001 - 200,000 sq. ft.	\$576.00	\$576.00
	Greater than 200,000 sq. ft.	\$768.00	\$768.00
Modifications to Existing Fire Sprinkler	0-20 Devices	\$64.00	\$64.00
System for Tenant Alterations/Additions	21-50 Devices	\$128.00	\$128.00
	51-100 Devices	\$192.00	\$192.00
	More than 100 Devices	\$256.00	\$256.00
Fire Standpipe System	Up to 4 outlets	\$64.00	\$64.00
	Each Additional Riser Group	\$32.00	\$32.00
New Fire Alarm and Detection System	Up to 10,000 sq. ft.	\$128.00	\$128.00
	10,001 - 30,000 sq. ft.	\$224.00	\$224.00
	30,001 - 75,000 sq. ft.	\$288.00	\$288.00
	75,001 -125,000 sq. ft.	\$416.00	\$416.00
	125,001 - 200,000 sq. ft.	\$576.00	\$576.00
	Greater than 200,000 sq. ft.	\$768.00	\$768.00
Modifications to Existing Fire Alarm and	0-20 Devices	\$64.00	\$64.00
Detection System for Tenant	21-50 Devices	\$128.00	\$128.00
Alterations/Additions	51-100 Devices	\$192.00	\$192.00
	More than 100 Devices	\$256.00	\$256.00
Fire Sprinkler Pump		\$250.00	\$250.00
Fireworks Retail Sales		\$500.00	\$500.00
Fireworks/Pyrotechnics		\$250.00 per event	\$250.00 per event
Tents and Temporary Structures		\$50.00	\$50.00
Storage Racks	Up to 500 sq. ft. (Floor Area)	\$0.00	\$0.00
	501-12,000 sq. ft.	\$100.00	\$100.00
	12,001-20,000 sq. ft.	\$150.00	\$150.00
	20,001 - 50,000 sq. ft.	\$200.00	\$200.00
	Greater than 50,000 sq. ft.	\$300.00	\$300.00
Storage Racks with In-Racks Sprinklers	0-20 Heads	\$64.00	\$64.00
	21-50 Heads	\$128.00	\$128.00
	51-100 Heads	\$192.00	\$192.00
	More than 100 Heads	\$256.00	\$256.00
Inspections			
Fire Re-Inspection Fee	First Follow Up Inspection	\$25.00	\$25.00
	Second Follow Up Inspection	\$50.00	\$50.00
	Third and Each Subsequent Follow Up	\$100 each	\$100 each
	Inspections		
Annual Inspection Operational Permit		\$150.00	\$150.00
Fee (Article III) Raw Wood Waste			
Penalty Fees			
Failure to have proper permit		\$500.00 plus permit fe	\$500.00 plus permit fee



Kevin Little
County Manager



Alan Shuman
Chief of Emergency Services

**Barrow County Emergency Services
Emergency Response Fee Schedule
For Fiscal Year 2023**

<u>Type of Fees</u>	<u>Amount</u>	
Hazardous Material Resource Recovery:	FY2022	FY2023
Fire Engine / hour / unit	\$ 300.00	\$ 300.00
Truck/Ladder / hour / unit	500.00	500.00
Squad / Haz Mat / hour / unit	300.00	300.00
Medical Unit / hour / unit	150.00	150.00
Tools/Equipment	25.00	25.00
Monitoring Equipment / each	100.00	100.00
Personnel/Technicians - \$25/hr/Ind	25.00	25.00
Additional Resources:		
All contaminated equipment, consumables and special equipment	Cost Plus 10%	Cost Plus 10%
Treatment and Transport Fees:		
Advanced Life Support	844.09	844.09
Basic Life Support	-	-
Advanced Life Support 2	1,221.74	1,221.74
Mileage (per mile of transport)	12.36	12.36
Miscellaneous:		
Address Signs	15.00	15.00



County Manager



Alan R. Shuman
Chief of Emergency Services


**Barrow County Emergency Services
Open Records Fee Schedule
For Fiscal Year 2023**

<u>Type of Fees</u>	<u>Amount</u>	
	<u>FY2022</u>	<u>FY2023</u>
Hourly Rate (Minimum 1 hour)	\$ 19.12	\$ 19.12
Copy (per page, letter or legal)	0.10	0.10
Compact Disk (CD)	5.00	5.00
Mileage (per mile)	0.56	0.56

Flat Rates

Premise History Printouts	10.00	10.00
Environmental Checks	10.00	10.00
Lien Holder Requests	2.00	2.00
ISO Information Checks	10.00	10.00
Fire Reports	5.00	5.00
Shipping and Handling	6.00	6.00


County Manager


Alan Shuman
Chief of Emergency Services



Barrow County Environmental Health

10 West Williams St. or PO Box 1099

Winder, Georgia 30680 • 770-307-3502 • FAX 770-307-3835

Owner: _____
 Address: _____
 Phone Number: _____
 Subdivision Name _____ Lot # _____
 Paid by : _____

QTY CODE DESCRIPTION ON-SITE SEWAGE MANAGEMENT

SUBDIVISION

_____	SPR	Subdivision Plat Review	\$300.00
_____	SLR	Subdivision Lot Review	\$100.00

RESIDENTIAL

_____	RSTI1	Septic Tank Inspection	\$375.00
_____	RSTI2	Septic Tank Inspection \geq 5 bedrooms	\$425.00
_____	STR	Septic Tank Inspection Re-Inspection	\$200.00
_____	STE1	Septic Tank Evaluation	\$150.00
_____	SSLPR	Septic System Location Plan Review	\$50.00
_____	SSSPR	Septic System Site Plan Review	\$75.00
_____	RSTRP	Residential Septic Tank Repair Permit	\$200.00
_____	RSAD	Residential Addition/ Modification Inspection	\$150.00
_____	RSEXP	Expedited Service	\$75.00

COMMERCIAL

_____	CSTI1	Septic Tank Inspection 1–1000 gpd	\$500.00
_____	CSTI2	Septic Tank Inspection 1001–2000 gpd	\$800.00
_____	CSTI3	Septic Tank Inspection 2001–5000 gpd	\$1,300.00
_____	CSTI4	Septic Tank Inspection 5001–9999 gpd	\$2,100.00
_____	STRC	Septic Tank Re-inspection	\$300.00
_____	CSTE1	Septic Tank Evaluation	\$300.00
_____	CSTE2	Septic Tank Expedited Service	\$150.00
_____	CSPR1	Site Plan Review 1–1000 gpd	\$100.00
_____	CSPR2	Site Plan Review 1001–2000 gpd	\$150.00
_____	CSPR3	Site Plan Review 2001–5000 gpd	\$250.00
_____	CSPR4	Site Plan Review 5001–9999 gpd	\$350.00
_____	CSTRP	Commercial Septic Tank Repair Permit	\$ 315.00

SEPTAGE REMOVAL

_____	PTI	Pump Truck Inspection	\$200.00
_____	CTPR	Construction Trailer Plan Review	\$300.00
_____	CTOP	Construction Trailer Operational Permit (90 days)	\$500.00

OTHER

_____	PIRR	Permit / Inspection Report Replacement	\$25.00
_____	EHDOD	File Search / Copy Fee	\$5.00
_____	SF	Signature Fee	\$25.00

Amount Paid \$ _____ Check # _____ Date Paid _____
 Visa Master Card American Express Discover Debit Card Money Order# _____



Barrow County Environmental Health

10 West Williams St. or PO Box 1099

Winder, Georgia 30680 • 770-307-3502 • FAX 770-307-3835

Owner: _____
 Address: _____
 Phone Number: _____
 Subdivision Name _____ Lot # _____
 Paid by : _____

QTY CODE DESCRIPTION

FOOD SERVICE

PLAN REVIEWS

PRT1NF	Type 1 Facility – No Food	\$375.00
PRT1	Type 1 Facility – Food Served	\$400.00
PRT2<40	Type 2 Facility – < 40 Seats	\$450.00
PRT2≥40	Type 2 Facility – ≥ 40 Seats	\$500.00
PRT3<40	Type 3 Facility – < 40 Seats	\$550.00
PRT3≥40	Type 3 Facility – ≥ 40 Seats	\$600.00
EFS	Extended Food Service Facility	\$400.00
MFSF	Mobile Food Service Facility	\$400.00
MFSU	Mobile Food Service Unit	\$400.00
TFS	Temporary / Festival Review	\$150.00
HACCPR	HACCP Review	\$150.00

INSPECTION FEES

T1NF	Annual Type 1 Facility – No Food	\$300.00
T1	Annual Type 1 Facility – Food Served	\$400.00
T2<40	Annual Type 2 Facility – < 40 Seats	\$450.00
T2≥40	Annual Type 2 Facility – ≥ 40 Seats	\$500.00
T3<40	Annual Type 3 Facility – < 40 Seats	\$550.00
T3≥40	Annual Type 3 Facility – ≥ 40 Seats	\$600.00
EFS	Extended Food Service Facility	\$400.00
MFSF	Mobile Food Service Facility	\$500.00
MFSU	Mobile Food Service Unit	\$500.00
TFS	Temporary / Festival Review **PER BOOTH	\$150.00
RRI	Restaurant Re-Inspection	\$200.00
PCR	Preliminary/ Consultation Review	\$100.00
RPI	Restaurant Expedited Service	\$150.00

FOOD CLASS

FSCPP	Food Safety Class per person	\$50.00
SSC	Serve Safe Class per person	\$175.00
SSE	Serve Safe Exam only	\$75.00

OTHER

LATE	Late Fees (per 30 days)	\$30.00
RS	Resubmittal Fee	\$225.00
IH	Informal Hearing (add legal cost)	Legal cost \$250.00
FH	Formal Hearing (add legal cost)	Legal fees \$500.00

Amount Paid \$ _____ Check # _____ Date Paid _____
 Visa Master Card American Express Discover Debit Card Money Order# _____



Barrow County Environmental Health

10 West Williams St. or PO Box 1099

Winder, Georgia 30680 • 770-307-3502 • FAX 770-307-3835

Owner: _____
 Address: _____
 Phone Number: _____
 Subdivision Name _____ Lot # _____
 Paid by : _____

QTY CODE DESCRIPTION

TOURIST ACCOMODATIONS

TCI<50	Annual Inspection <50 rooms	\$350.00
TCI≥50	Annual Inspection ≥50 rooms	\$550.00
TCPR<50	Plan Review <50 rooms	\$350.00
TCPR≥50	Plan Review ≥50 rooms	\$600.00
TCRI	Re-Inspection Fee	\$200.00
TCRSUB	Re-Submittal Fee	\$150.00
TCEX	Tourist Accom Expedited Service	\$150.00

SWIMMING POOLS

SPA1	Annual Inspection	\$350.00
SPPR	Plan Review	\$500.00
SPPT	Pressure Test Inspection	\$150.00
WPCI	Construction Inspection	\$200.00
_SRI	Re-inspection Fee	\$150.00
SPPI	Expedited Service	\$150.00
SSPRUB	Re-Submittal Fee	\$150.00

INDIVIDUAL WATER SUPPLY

WSRS	Water Sample – Individual	\$40.00
WSLN	Water Sample – Loan	\$150.00
WSCS	Water Sample – non-public Facility	\$75.00
WSP	Water Sample – Priority Service	\$200.00
WLI	Water Location Inspection	\$75.00

OTHER

INST	Institutional Evaluation	\$150.00
TPPR	Tattoo Parlor Plan Review	\$350.00
TPAI	Tattoo Parlor Annual Inspection	\$400.00
TOP	Tattoo Operator Permit	\$75.00
TRI	Tattoo Reinspection	\$150.00
SF	Signature Fee	\$25.00
PR	Permit/ Inspection Report Replacement	\$25.00
LIST	Facility List	\$50.00
Late	Late Fee (per 30days)	\$30.00
OWP	Operating Without a Permit	Double fee
IH	Informal Hearing	Legal fees \$250.00
FH	Formal Hearing	Legal fees \$500.00

Amount Paid \$ _____ Check # _____ Date Paid _____
 Visa Master Card American Express Discover Debit Card Money Order# _____



Kevin Little
County Manager



Michelle Huff,
Environmental Health Manager

**BARROW COUNTY BOARD OF COMMISSIONERS
COMMUNITY DEVELOPMENT FEES
FOR FISCAL YEAR 2023**

Zoning Fees

	<u>FY2022</u>	<u>FY2023</u>
1. Individual Lot Split Rezoning	\$500	\$500
2. Minor Residential Subdivision	\$800	\$800
3. Major Residential Subdivision	\$1,500	\$1,500
4. Master Plan Development	\$2,000	\$2,000
5. Multi-family	\$1,500	\$1,500
6. Non-residential	\$1,500	\$1,500

Special Use	\$800	\$800
BOA Variance or Appeal	\$600	\$600
Administrative Variance	\$300	\$300
Zoning Confirmation Letter	\$50	\$50
Exemption Plat	\$50	\$50
Reinspection Fee	\$50	\$50
Development of Regional Impact	\$200	\$200

Erosion and Sediment Control: (each fee is applicable to each permit)

1. NRCS Review	\$30	\$30	per property acre (minimum \$150)
2. Tertiary Review	\$30	\$30	per property acre (minimum \$150)
2. Clearing	\$500	\$500	or \$50/property acre whichever is greater
3. Clearing and Grubbing	\$500	\$500	or \$50/disturbed acre whichever is greater
4. Grading	\$500	\$500	or \$50/disturbed acre whichever is greater
5. NPDES Local LIA Fee	\$40	\$40	per disturbed acre

Development Permit Fees

Subdivision Plats:			
Sketch or Concept Plan	\$300	\$300	or \$10/lot, whichever is greater
Preliminary Plat	\$500	\$500	or \$30/lot, whichever is greater
Final Plat	\$500	\$500	or \$30/lot, whichever is greater
Exemption Plat	\$200	\$200	or \$20/lot, whichever is greater
Amendments	\$300	\$300	
Multi-family	\$750	\$750	per development up to 5 acres plus \$30/acre > 5 acres
Non-residential	\$750	\$750	per development up to 5 acres plus \$30/acre > 5 acres

Development Plan Review Fees

Planning	\$500	\$500	or \$20/acre, whichever is greater
Storm Water	\$500	\$500	or \$20/acre, whichever is greater
Hydrology Study	\$500	\$500	or \$20/acre, whichever is greater
Transportation	\$500	\$500	or \$20/acre, whichever is greater
Architectural	\$500	\$500	or \$20/acre, whichever is greater
As-Built	\$500	\$500	or \$20/acre, whichever is greater

Construction Sign Fee

\$500 \$500

Driveway Permit Fee

\$100 \$100



Kevin Little
County Manager



Rebecca Whiddon
Planning & Community Development Director

**BARROW COUNTY BOARD OF COMMISSIONERS
ALCOHOL FEES
FOR FISCAL YEAR 2023**

		<u>FY2022</u>	<u>FY2023</u>
A.	Application Fee	\$500.00	\$500.00
B.	The basic fees for each type of license listed in subsection 6-51(b) of the Alcohol Ordinance shall be as follows:		
1)	Class A	\$2,000.00	\$2,000.00
2)	Class B:		
	a) Beer only	\$1,000.00	\$1,000.00
	b) Wine only	\$1,000.00	\$1,000.00
3)	Class C:		
	a) Beer only	\$1,000.00	\$1,000.00
	b) Wine only	\$1,000.00	\$1,000.00
4)	Class D:	\$4,000.00	\$4,000.00
5)	Class E:	\$5,000.00	\$5,000.00
6)	Class F:		
	a) Beer only	\$1,000.00	\$1,000.00
	b) Wine only	\$1,000.00	\$1,000.00
7)	Class G:	\$1,000.00	\$1,000.00
8)	Class H:		
	a) Malt beverages only	\$1,000.00	\$1,000.00
9)	Class I	\$1,000.00	\$1,000.00
10)	Class J	\$2,000.00	\$2,000.00
11)	Class K	\$3,000.00	\$3,000.00

All licensees who engage in Sunday sales as permitted shall pay, in addition to the above fees, a fee of \$1,000.00.

C. All license holders shall pay the renewal fee listed below:

Class	Flat Rate Renewal Fee
A	\$2,000.00
B BEER	\$750.00
B WINE	\$750.00
C BEER	\$750.00
C WINE	\$750.00
D	\$3,000.00
E	\$4,000.00
F BEER	\$2,500.00
F WINE	\$2,500.00
G	\$750.00
H MALT	\$750.00
I	\$750.00
J	\$2,000.00
K	\$2,000.00
Sunday	\$1,000.00



Kevin Little
County Manager



Rebecca Whiddon
Planning & Community Development Director

**BARROW COUNTY BOARD OF COMMISSIONERS
BUSINESS LICENSE/OCCUPATION TAX/ SIGN FEES/COPY FEES
FOR FISCAL YEAR 2023**

<u>Business License / Occupation Tax</u>	<u>FY2022</u>	<u>FY2023</u>
Administration fee	\$35.00	\$35.00
One employee	\$25.00	\$25.00
2 - 10 employees (\$50.00 + \$25.00 for each additional employee over 2)	\$50.00	\$50.00
> 10 employees (\$250.00 + \$10.00 for each additional employee over 10)	\$10.00	\$10.00
Fee Reductions for Start Up and New Businesses: 1st Year: 50% 2nd Year: 25%		

Late Penalty 10% of amount due effective Jan. 15th thru April 15th		
After April 15th must apply as new business + \$200.00 penalty	\$200.00	\$200.00

Regulatory Fees (in addition to business license/occupation tax):

Auctioneer \$100.00 per auction	\$100.00	\$100.00
Peddlers of produce including flowers or agriculture products \$40 per yr	\$40.00	\$40.00
Dealers gold, silver, precious metals \$200.00 per yr	\$200.00	\$200.00
Bail Bondsman \$100.00 per yr	\$100.00	\$100.00
Fortunetellers/Palm Readers \$100 per yr	\$100.00	\$100.00
Game Rooms/Pool Halls \$100 per yr	\$100.00	\$100.00
Pawnbrokers \$200.00 per yr	\$200.00	\$200.00
Carnivals, Circuses & Fairs \$100 per yr	\$100.00	\$100.00
Peddlers of all other products \$100.00 per yr	\$100.00	\$100.00
Scrap Metal/Salvage Dealers \$100 per yr	\$100.00	\$100.00
Taxicab & Limousine Operators \$100 per car per yr + \$50 per operator per yr	\$100.00	\$100.00

Sign Fees:

(The below Sign Permit Fees are in addition to any building permit/electrical permit fees which may be required)

Review/Application Fee	\$100.00	\$100.00
Temporary Signs	\$100.00	\$100.00

Permanent Signs

Principal Freestanding Signs (One Use on Property)

Agricultural Property		\$100.00	\$100.00
Single Family		\$50.00	\$50.00
Multi-Family, Commercial, Industrial, Public, Institutional	1 to 25.99 SF	\$200.00	\$200.00
	26 to 50.99 SF	\$400.00	\$400.00
	51 to 100.99	\$600.00	\$600.00

Principal Freestanding Signs (Planned Center)

Commercial/Industrial	1 to 25.99 SF	\$200.00	\$200.00
	26 to 50.99 SF	\$400.00	\$400.00
	51 to 100.99	\$600.00	\$600.00
	101 SF and larger	\$750 + \$10 per additional SF or portion thereof	\$750 + \$10 per additional SF or portion thereof

Project Entrance Signs (Fees per individual signs)

Single & Multi-Family Development		\$200.00	\$200.00
Commercial/Industrial	1 to 25.99 SF	\$200.00	\$200.00
	26 to 50.99 SF	\$400.00	\$400.00
	51 to 100.99	\$600.00	\$600.00
	101 SF and larger	\$750 + \$10 per additional SF or portion thereof	\$750 + \$10 per additional SF or portion thereof

**BARROW COUNTY BOARD OF COMMISSIONERS
BUSINESS LICENSE/OCCUPATION TAX/ SIGN FEES/COPY FEES
FOR FISCAL YEAR 2023**

Building Signs

Wall, Awning, Under-Canopy, Projecting and Window

Agricultural/Single Family	\$50.00	\$50.00
Multi-Family	\$200.00	\$200.00
Commercial/Industrial/Public/Institutional	\$300.00	\$300.00

Billboards (must be renewed yearly)	\$350.00	\$350.00
--	-----------------	-----------------

Copies:

Standard RICOH 2035 Black & White Paper Products:

8.5 x 11 each sheet	\$0.50	\$0.50
8.5 x 14 each sheet	\$0.75	\$0.75
11 x 17 each sheet	\$1.00	\$1.00

Black & White KIP Paper Products

36 x 48 per page	\$30.00	\$30.00
Less than 36 x 48 but greater than 8.5 x 14	\$20.00	\$20.00
8.5 x 14 or less	\$10.00	\$10.00

Cannon Color Plotted Paper Products

36 x 48 Zoning Map	\$100.00	\$100.00
36 x 48 Street Map	\$50.00	\$50.00



Kevin Little
County Manager



Rebecca Whiddon
Planning & Community Development Director

**BARROW COUNTY BOARD OF COMMISSIONERS
GIS MAPPING AND REPORTS FEES
FOR FISCAL YEAR 2023**

	<u>Amount</u>	
<u>PAPER MAP PRODUCTS</u>	<u>FY2022</u>	<u>FY2023</u>
Barrow Street Map = 36 X 48	\$50	\$50
Commissioners District Map = 36 X 48	\$50	\$50
Zoning Map = 36 X 48	\$100	\$100
Custom Map:		
(i) 8 X 11	\$20	\$20
(ii) 11 X 17	\$20	\$20
(iii) 22 X 36	\$40	\$40
(iv) 36 X 48	\$50	\$50
Map Book	\$100	\$100
<u>DIGITAL DATA PRODUCTS</u>		
2004 Ortho Photography - Tile (Med-6 inch) ½ Resolution, ½ foot or 6 inch pixel) - includes World File; GA NAD83 West Feet/Tile.	\$100	\$100
2' Lidar Contour Maps - Available in ESRI SHP Format/Tile.	\$100	\$100
Planimetric Data (Hydrology, Impervious Surfaces, Buildings, Street Centerlines) - Available in ESRI SHP Format/Tile	\$100	\$100
Barrow County Street Centerline (ESRI SHP Format)	\$100	\$100
Countywide Parcel Polygons with Parcel Key available in ESRI SHP Form.	\$1,000	\$1,000
Specific Area Digital Data	\$100	\$100
<u>REPORTS</u>		
Subdivision Listing/Page	\$0.50	\$0.50
Crossroad Listing/Page	\$0.50	\$0.50
MSAG Listing/Page	\$0.50	\$0.50
Address Listing/Page	\$0.50	\$0.50



Kevin Little
County Manager



Rebecca Whiddon
Planning & Community Development Director

**BARROW COUNTY BOARD OF COMMISSIONERS
ANIMAL CONTROL SHELTER FEES
FOR FISCAL YEAR 2023**

EFFECTIVE: JULY 1, 2022

	<u>FY2022</u>	<u>FY2023</u>	
Impound Fee	\$ 35.00	\$ 35.00	(first day)
Impound Fee (Altered Animal)	10.00	10.00	
*2 ND Impound	50.00	50.00	
Boarding of impounded animal	10.00	10.00	per day (after first day)
Boarding Fee after 5 Day Hold Period	15.00	15.00	
Rabies Vaccination Voucher	25.00	25.00	
Reclaim Vaccination (Bordatella)	0.00	5.00	
Reclaim Vaccination (DHPP or FVRCP)	\$5.00	\$5.00	
Microchipping	\$20.00	\$20.00	
Spay/Neuter Reclaim Incentive	\$25.00	\$25.00	(Includes Spay/Neuter, Rat
Adoption Fee:			Adoption includes basic health evaluation.
Female Canines Over 25lbs	85.00	85.00	Adoption includes basic health evaluation, sterilization, 1 year rabies vaccine, FVCP or DHPP, and Microchip
Female Canines Less than 25lbs	65.00	65.00	
Male Canines (\$15 additional for retained testicle)	55.00	55.00	
Female Feline	55.00	35.00	
Male Feline	35.00	35.00	
Canine Owner Surrender / Euthanasia Fee or Pick-up	125.00	125.00	
Canine Owner Surrender	50.00	50.00	
Feline Owner Surrender / Euthanasia Fee or Pick-up	100.00	100.00	
Feline Owner Surrender	30.00	30.00	
Small Animal Surrender Fee	\$10.00	\$10.00	
No More Litters Program	\$50.00	\$50.00	
Feline Mom and Unweaned Kittens	\$60.00	\$60.00	
Canine Mom and Unweaned Puppies	\$100.00	\$100.00	
Indigent/Hardship Owner Surrender	\$10 per animal	\$10 per animal	
Surrender of Aggressive/Biting Canine	Fee Waived	Fee Waived	
Humane Surrender	Fee Waived	Fee Waived	
Dangerous Dog Annual Registration	250.00	250.00	
Dangerous Dog Sign	10.00	10.00	
Vicious Dog Annual Registration	250.00	250.00	
Vicious Dog Sign	10.00	10.00	
Quarantine	150.00	150.00	(Required 10 days)
Boarding Fee after Quarantine Period	20.00	20.00	(Average 3 days)



Kevin Little
County Manager



Jackie Fryman
Animal Control Director

BARROW COUNTY BOARD OF COMMISSIONERS
LEISURE SERVICES FEES
FOR FISCAL YEAR 2023

				FY2022 Amount	FY2023 Amount
FALL		Youth Cross Country	individual	\$65	\$65
FALL		Baseball - Age 4	individual	\$55	\$55
FALL		Baseball - Ages 5-6	individual	\$85	\$85
FALL		Baseball - Ages 7-8	individual	\$100	\$100
FALL		Baseball - Ages 9-10	individual	\$110	\$110
FALL		Baseball - Ages 11-12	individual	\$115	\$120
FALL		Baseball - Ages 13-14	individual	\$130	\$130
FALL		Softball - Girls Fastpitch - Ages 5-6	individual	\$85	\$85
FALL		Softball - Girls Fastpitch - Ages 7-8	individual	\$105	\$100
FALL		Softball - Girls Fastpitch - Ages 9-10	individual	\$120	\$110
FALL		Softball - Girls Fastpitch - Ages 11-12	individual	\$120	\$120
FALL		Softball - Girls Fastpitch - Ages 13-14	individual	\$125	\$130
FALL		Softball - Adult Men	per team	\$480	\$480
FALL		Softball - Adult Co-Ed	per team	\$480	\$480
FALL		Girls Volleyball - Ages 9-16	individual	\$85	\$90
WINTER		Basketball - Ages 5-6	individual	\$70	\$70
WINTER		Basketball - Ages 7-8	individual	\$105	\$105
WINTER		Basketball - Ages 9-12	individual	\$110	\$110
WINTER		Basketball - Ages 13-14	individual	\$125	\$120
WINTER		Basketball - Ages 15-17	individual	\$125	\$125
WINTER		Jingle Jog 5K and Fun Run	per person	\$25	\$25
SPRING		Track & Field - Ages 7-14	individual	\$110	\$110
SPRING		Baseball - Age 4	individual	\$55	\$55
SPRING		Baseball - Ages 5-6	individual	\$85	\$85
SPRING		Baseball - Ages 7-8	individual	\$100	\$100
SPRING		Baseball - Ages 9-10	individual	\$110	\$110
SPRING		Baseball - Ages 11-12	individual	\$115	\$120
SPRING		Baseball - Ages 13-14	individual	\$130	\$130
SPRING		Softball - Girls Fastpitch - Ages 5-6	individual	\$85	\$85
SPRING		Softball - Girls Fastpitch - Ages 7-8	individual	\$105	\$100
SPRING		Softball - Girls Fastpitch - Ages 9-10	individual	\$120	\$110
SPRING		Softball - Girls Fastpitch - Ages 11-12	individual	\$120	\$120
SPRING		Softball - Girls Fastpitch - Ages 13-14	individual	\$125	\$130
SPRING		Softball - Adult Men	per team	\$480	\$480
SPRING		Softball - Adult Co-Ed	per team	\$480	\$480
SPRING		Girls Volleyball - Ages 9-16	individual	\$90	\$90
SPRING		Day Camp - Ages 5-12	individual	TBD	TBD
SUMMER		Volleyball/Basketball - Adult Team	per team	TBD	TBD
SUMMER		Softball - Adult Men	per team	\$480	\$480
SUMMER		Softball - Adult Co-Ed	per team	\$480	\$480

Field Rentals:				
Fields 1-4; 6-11	Full day - Field as is/Lights Included	per field	\$200	\$225
Fields 1-4; 6-11	90 minute min. - Field as is/Lights Included	per hour	\$20	\$20
Stadium Field 12	Per Hour/Per hour with Lights		\$40/\$50	\$40/\$50
Stadium Field 12	Stadium Facility Refundable Deposit		\$300	\$300
Fields 5, 13, 14	Per Hour/Per hour with Lights	per field	\$25/\$30	\$25/\$30
	Concession Stand Access	per day	\$75	\$80
Facility Rentals:				

**BARROW COUNTY BOARD OF COMMISSIONERS
LEISURE SERVICES FEES
FOR FISCAL YEAR 2023**

				FY2022 Amount	FY2023 Amount
		Meeting Room	per hour	\$35	\$20
		Two Adjoined Meeting Rooms	per hour	\$45	\$30
		Gym Sporting Events (2 Hour Min.)	per hour	\$20	\$20
		Parents & Special Event Building Rentals	per hour	\$0	\$65
		Kitchen	per event	\$40	\$40
Courts 1-8		Tennis Court (reservation)	per hour	\$10	\$8
Courts 9-14		Tennis Court (reservation)	per hour	\$5	\$5
		Pavilion (reservation)	per hour	\$20	\$10
		Pavilion - 4 hours (reservation)		\$35	\$35
Other:		Community Events	Per Space	TBD	TBD
		Association Per Player Fee (Cheer)	Per Season	\$15	\$15
		Association Per Player Fee (Football, Soccer)	Per Season	\$20	\$20
		Gate Fee for GRPA Tournaments - TBD	Adult/Child	TBD	TBD



Kevin Little
County Manager



Dan Magee
Leisure Services Director



SANITARY SEWER RATES – FY2023 EFFECTIVE: July 1, 2022

These rates and fees shall remain in effect from July 1, 2022 until June 30, 2023 unless amended by the Barrow County Board of Commissioners and shall continue in effect beyond June 30, 2022 if not otherwise supplanted by another rate resolution or amendments.

SANITARY SEWER RATES SCHEDULE

Service Type/Volume Treated*	FY22	FY23 (NE,S)
Monthly minimum (0 to 1000 gallons)	\$ 17.00 (1000 gal)	\$17.00 (0 gal)
Over 1000 gallons	\$ 5.85	\$5.85

* Volume treated is based on 100% of metered water use.

SANITARY SEWER RATES SCHEDULE Barrow County Sewer in the Town of Braselton Area

Service Type/Volume Treated*	FY22	FY23 (NW)
Monthly minimum	\$18.00 (0 gal)	\$18.00 (0 gal)
Rate per 1000 Gallons	\$ 6.85	\$7.05

* Volume treated is based on 100% of metered water use.

System Development Charges – A fee to cover the customer's pro-rated share of the costs incurred by Barrow County Utilities for the construction of the water and sewer infrastructure.

Base Charge – A monthly minimum charge, regardless of volume used.

Sewer Base Charge – Customers served by Lift Stations will have an additional O&M charge of \$ 5.00 per month.

Volume Charge - Rates for water passing through the water meter, based on the monthly billing cycle.

Multi-Family Base Water and Sewer Charge – For Multi-Family housing, an account receiving both water and sewer service shall be charged a base charge of \$10.00 per unit per billing period. Multi-Family housing on water only or sewer only accounts will be charged a base charge of \$7.50 per unit per billing period.

Irrigation Meters – ¾" Irrigation meters purchased at time of ¾" domestic meter purchase, that do not require a new tap on the main = \$800.00. ¾" Irrigation meters purchased alone that do not require a new tap on the water main = \$1200.00. The Price for a Larger Irrigation Meter will be determined by the Utility Manager.



Barrow County Water & Wastewater

625 Highway 211 NE Winder, Georgia 30680 Phone: (770) 307-3014 Fax: (770) 307-3118

SEWER CAPITAL CAPACITY FEE

Wastewater Treatment Plant	Minimum Fee for All Connections One (1) Equivalent Residential Unit		One (1) Equivalent Residential Unit	Commercial and Industrial Connections Daily Consumption Rate	
	FY22	FY23		FY 22	FY23
Tanner's Bridge	\$4,500	\$4,500	250 gallons / day	\$18.00/g	\$18.00/g
Barber Creek	\$4,500	\$4,500	250 gallons / day	\$18.00/g	\$18.00/g
City of Winder	\$4,500	\$4,500	300 gallons / day	\$15.00/g	\$15.00/g
Town of Braselton	\$4,750	\$4,750	250 gallons / day	\$19.00/g	\$19.00/g

- For Apartment buildings, each individual unit will be assessed as one residential connection.
- Commercial and Industrial connections shall provide an engineer's estimate of planned usage and will be subject to annual audits to confirm volume. If the audit determines volume exceeds the assessed tap fee, additional charges will be assessed. No reduction or refund will be given for overly conservative estimates.

SEWER CONNECTION FEE

Wastewater Treatment Plant	Residential Connections		Commercial and Industrial Connections	
	FY22	FY23	FY22	FY23
Tanner's Bridge	\$1,800	\$1,800	\$1,800	\$1,800
Barber Creek	\$1,800	\$1,800	\$1,800	\$1,800
City of Winder	\$2,200	\$2,200	\$2,200	\$2,200
Town of Braselton	\$1,800	\$1,800	\$1,800	\$1,800

SEWAGE PUMPING STATION FEE FOR FUTURE O&M COSTS

So that existing water and sewer customers are not burdened by the cost of future operation and maintenance of developer-installed sewage pumping stations, developers shall pay for such future operation and maintenance of sewage pumping stations contributed to the Barrow County Utility Department as follows:



Barrow County Water & Wastewater

625 Highway 211 NE Winder, Georgia 30680 Phone: (770) 307-3014 Fax: (770) 307-3118

Pump Station Category	Fee Assessment for Future Operations and Maintenance Costs	
	FY22	FY23
0-49 HP	\$160,000	\$160,000
50-100 HP	\$200,000	\$200,000
Over 100 HP	\$240,000	\$240,000

The Fee Assessment for Future Operations and Maintenance Costs may be waived by Barrow County only if an existing pump station is decommissioned and flows from said existing pump station are diverted to the new pump station at the Developers sole cost. In this case, the Director may determine that there will be no net increase in the total number of pump stations operated by Barrow County, and may waive the O&M Fee Assessment.

PAYMENT

Accepted methods of payment are cash, check, money order and credit/debit cards. Payments can be made in person, by mail or drop box, by phone, automated bank draft, or online. Fees may be applied based on payment method. Options and restrictions are described on the department's webpage and/or below.

Checks shall be made payable to the Barrow County Water & Wastewater Department.

The credit card machine closes out at 4:30 pm daily and at 4:00 pm on the last business day of the month.

SEWER TREATMENT SURCHARGES

A sewer treatment surcharge rate schedule is in effect for high strength wastewater dischargers.

To calculate a surcharge for BOD5, TSS, P or Ammonia as Nitrogen $\text{NH}_3 - \text{N}$, the analytical results of any composite sample for BOD5, TSS, P or $\text{NH}_3 - \text{N}$ shall be deemed representative of the User's discharge for the entire billing period in which the sample is taken, unless additional samples are taken either by Barrow County or the User during the same billing period in which event the average of each parameter's analytical results for that period shall be used to calculate the surcharge for that billing period.



Barrow County Water & Wastewater

625 Highway 211 NE Winder, Georgia 30680 Phone: (770) 307-3014 Fax: (770) 307-3118

Parameter	Surcharge Threshold	Surcharge Rate	
	(mg/L)	(\$ per 1,000 gallons per each additional mg/L above surcharge threshold)	
		FY22	FY23
Biochemical Oxygen Demand (BOD5)	250	\$0.00212	\$0.00212
Total Suspended Solids (TSS)	250	\$0.00212	\$0.00212
Total Phosphorus (TP)	10	\$0.085	\$0.085
Ammonia as Nitrogen (NH3 –N)	30	\$0.0212	\$0.0212

DEVELOPMENT PLAN REVIEW FEES

Provide one (1) hard copy and one (1) digital copy of the Development Plan to the Barrow County Water and Wastewater Department for the first review.

After Development Plan is approved by Barrow County engineers, provide three (3) hard copies and one (1) digital copy to the Water and Wastewater department.


Provide a minimum of two (4) weeks for the Department to complete the review. Larger developments, pump station and pretreatment system designs may require additional time.

Sewer Plan Review, Approval, Testing and Inspection:

Development Plan Type	1 to 67 Units		More than 67 Units	
	FY22	FY23	FY22	FY23
Residential*	\$1000.00	\$1000.00	\$15 per Unit	\$15 per Unit

Development Plan Type	1 to 10 Units		More than 10 Units	
	FY22	FY23	FY22	FY23
Commercial*	\$1000.00	\$1000.00	\$1250.00	\$1250.00

Additional Plan Reviews – Water	\$5.00 per Lot
Additional Plan Reviews – Wastewater	\$ 5.00 per Lot
Additional Plan Review - Commercial	\$ 250.00 each
Additional Inspections	\$250.00
Onsite Meetings with County Engineer	\$200 per Hour
Master Planned Development and Industrial	Charged at Hourly Rate (\$1,000 Minimum)
Initial Sewer Pump Station (includes first and second reviews)	\$1,400.00



Barrow County Water & Wastewater

625 Highway 211 NE Winder, Georgia 30680 Phone: (770) 307-3014 Fax: (770) 307-3118

FINAL CONSTRUCTION INSPECTION FEES

FIRST AND SECOND INSPECTIONS	INCLUDED
ANY ADDITIONAL INSPECTIONS	\$40 PER HOUR, 1 HOUR MINIMUM

Payment must be made at the time of application and at the Barrow County Water and Wastewater office located at 625 Highway 211 NE, Winder, Georgia, 30680.

WATER & WASTEWATER REGULATIONS

Water and Wastewater regulations may be picked up at the Barrow County Water and Wastewater office during normal business hours free of charge.

Handwritten signature of Kevin Little in blue ink.

Kevin Little
County Manager

Handwritten signature of Chris Yancey in blue ink.

Chris Yancey
Public Works Director



WATER RATES – FY2023 EFFECTIVE: JULY 1, 2022

These rates and fees shall remain in effect from July 1, 2022 until June 30, 2023 unless amended by the Barrow County Board of Commissioners and shall continue in effect beyond June 30, 2022 if not otherwise supplanted by another rate resolution or amendments.

WATER RATES SCHEDULE

User Type	Meter Size	Minimum Monthly Charge		Water Volume Charge* per 1,000 gallons					
				Tier 1		Tier 2		Tier 3	
Residential		FY22	FY23	FY22	FY23	FY22	FY23	FY22	FY23
		\$ 12.00	\$ 12.00	\$ 5.75	\$ 6.09	\$ 7.50	\$ 7.73	\$ 9.75	\$ 9.75
Commercial / Light Industrial									
	3/4"	\$ 12.00	\$ 12.00	\$ 5.75	\$ 6.09	\$ 7.50	\$ 7.50	\$ 9.75	\$ 9.75
				1 to 2,000 gallons		2,001 to 9,000 gallons		Over 9,000 gallons	
	1"	\$ 22.50	\$ 22.50	\$ 6.45	\$ 6.45	\$ 7.10	\$ 7.10		
				1 to 15,000 gallons		Over 15,000 gallons			
	2"	\$ 48.00	\$ 48.00	\$ 6.45	\$ 6.45				
Industrial									
	3"	\$ 175.00	\$ 175.00	\$ 5.70	\$ 6.09				
	4"	\$ 285.00	\$ 285.00	\$ 5.70	\$ 6.09				
	6"	\$ 495.00	\$ 495.00	\$ 5.15	\$ 6.09				
	8"	\$ 535.20	\$ 937.00	\$ 5.15	\$ 6.09				

* Usage charges are prorated to actual volume used.

Irrigation meter: No minimum monthly charge. Water usage applied as standard meter.

Municipal Wholesale Rate to be determined, per contract.



System Development Charges – A fee to cover the customer's pro-rated share of the costs incurred by Barrow County Utilities for the construction of the water and sewer infrastructure.

Base Charge – A monthly minimum charge, regardless of volume used.

Sewer Base Charge – Customers served by Lift Stations will have an additional O&M charge of \$ 5.00 per month.

Volume Charge - Rates for water passing through the water meter, based on the monthly billing cycle.

Multi-Family Base Water and Sewer Charge – For Multi-Family housing, an account receiving both water and sewer service shall be charged a base charge of \$10.00 per unit per billing period. Multi-Family housing on water only or sewer only accounts will be charged a base charge of \$7.50 per unit per billing period.

Irrigation Meters – ¾" Irrigation meters purchased at time of ¾" domestic meter purchase, that do not require a new tap on the main = \$800.00. ¾" Irrigation meters purchased alone that do not require a new tap on the water main = \$1200.00. The Price for a Larger Irrigation Meter will be determined by the Utility Manager.

WATER CONNECTION FEE

METER SIZE	CONNECTION FEE	
	FY22	FY23
¾"	\$2,400.00	\$2,400.00
¾" Irrigation Meter	\$1,200.00	\$1,200.00
¾"Meter with ¾" Irrigation Meter	\$3,200.00 (Installed at same time)	
1"	\$3,600.00	\$4,000.00
2"	\$8,400.00	\$12,799.00
3"	\$17,900.00	\$25,600.00
4"	\$20,700.00	\$40,000.00
6"	\$28,100.00	\$79,999.00
8"	\$45,900.00	\$127,999.00

WATER SERVICE ACTIVATION FEE: \$100.00



Barrow County Water & Wastewater

625 Highway 211 NE Winder, Georgia 30680 Phone: (770) 307-3014 Fax: (770) 307-3118

PAYMENT

Accepted methods of payment are cash, check, money order and credit/debit cards. Payments can be made in person, by mail or drop box, by phone, automated bank draft, or online. Fees may be applied based on payment method. Options and restrictions are described on the department's webpage and/or below.

Checks shall be made payable to the Barrow County Water & Wastewater Department.

The credit card machine closes out at 4:30 pm daily and at 4:00 pm on the last business day of the month.

FEE SCHEDULE

FEE TYPE	CHARGE	
	FY22	FY23
Late Fee	10% of current charges or \$2.00 whichever greater	
Disconnection Fee	\$50.00	\$25.00
Returned Check Fee	\$35.00	\$35.00
Convenience Fee (Credit/Debit Cards)	3.95%	3.95%
Water Transfer Fee	\$50.00	\$50.00
Meter Replacement Fee	\$80.00	\$80.00
Meter Testing Fee	\$75.00	\$75.00

- **Late:** Late fees are assessed on all payments that are not paid by the due date. All payments are due on the 20th of each month, unless it falls on a holiday or weekend and then payments are due the next business day. Late fees will not be removed once assessed.
- **Disconnection:** All accounts not paid by the due date shall be subject to disconnection. Payment shall be cash, money order, credit or debit card only to reconnect. No personal checks will be accepted when service has been disconnected for non-payment.
- **Returned Check:** All returned checks for NSF, closed accounts, etc., will be assessed the fee. This fee must be paid in addition to the amount of the returned check. For disconnects and reconnects associated with a returned check, see the Disconnection Fee above.
- **Convenience Fee:** Card processing fee is charged for debit and credit card payments.
- **Water Transfer Fee:** When a customer moves from one address to another within the Barrow County Water System, their account information can be transferred to another location and the water activation fee for the new location will be assessed as a transfer fee. This reduced fee applies when the new address replaces the previous address.
- **Meter Replacement:** A charge will be collected to replace any meter that has been removed from the meter box.



- **Meter Testing:** When a customer requests for a meter to be tested, the fee will be assessed on their bill if the meter is found to be operating within the manufacturer's specifications. If the meter is not within the manufacturer's specifications, Barrow County will replace the meter at no additional cost.

Full payment of all charges is required to restore service for accounts which have been disconnected for non-payment.

To restore service on the day of payment for accounts which have been disconnected for non-payment, payments must be received before 3:30 pm, otherwise the service may not be restored until the next business day.

FIRE PROTECTION METER

The monthly fire protection fee for all customers with a fire line meter will be assessed in addition to the monthly minimum charge at the following schedule.

Fire line Meter Size	Monthly Charge
4"	\$5.00
6"	\$10.00
8"	\$15.00

All water which passes through the fire line meter for purposes other than fire-fighting shall be billed for water and sewer. The volume charge for non-fire related water usage shall be equal to double (2 times) the respective volume charge.

All customers with a fire line meter shall provide certification of the required annual testing and maintenance check of the backflow prevention devices. This certification should state all parts and operation are without defect or deficiencies.

ADMINISTRATIVE FEES

Barrow County shall assess the following administrative fees for each instance of the described event:

	FY22	FY23
Raise or lower water meter and/or meter box to grade	\$200.00	\$200.00
Raise or lower fire hydrant to manufacturer's requirement	\$500.00	\$500.00
Raise or lower valve box to grade	\$200.00	\$200.00
Relocate water meter and meter box	\$500.00	\$500.00
Damaged or broken water meter	\$400.00	\$400.00



Barrow County Water & Wastewater

625 Highway 211 NE Winder, Georgia 30680 Phone: (770) 307-3014 Fax: (770) 307-3118

Damaged or broken meter box	\$150.00	\$75.00
Damaged or broken meter box lid	\$80.00	\$60.00
Damaged or broken R900 Transmitter	\$200.00	\$240.00
Damaged, broken or missing valve marker	\$100.00	\$100.00
Damaged, broken or missing valve box	\$75.00	\$75.00
Turn water on / off for home inspection	\$50.00	\$50.00
BacT Testing per sample location	\$75.00	\$75.00
BacT Testing delivery fee	\$100.00	\$100.00
After Hours Water Meter turn-on fee	\$125.00	\$125.00
Meter Re-read Fee – Customer requested	\$50.00	\$50.00

DEVELOPMENT PLAN REVIEW FEES

Provide one (1) hard copy and one (1) digital copy of the Development Plan to the Barrow County Water and Wastewater Department for the first review.

After Development Plan is approved by Barrow County engineers, provide three (3) hard copies and one (1) digital copy to the Water and Wastewater department.

Provide a minimum of two (4) weeks for the Department to complete the review. Larger developments may require additional time.

Water Plan Review, Approval, Testing and Inspection:

Development Plan Type	1 to 67 Units		More than 67 Units	
	FY22	FY23	FY22	FY23
Residential*	\$1000.00	\$1000.00	\$15 per Unit	\$15 per Unit

Development Plan Type	1 to 10 Units		More than 10 Units	
	FY22	FY23	FY22	FY23
Commercial*	\$1000.00	\$1000.00	\$1250.00	\$1250.00

*Includes 1st and 2nd Plan Reviews and 1st and 2nd Construction Inspections.

Additional Plan Reviews – Water	\$5.00 per Lot
Additional Plan Reviews – Wastewater	\$ 5.00 per Lot
Additional Plan Review - Commercial	\$ 250.00 each
Additional Inspections	\$250.00
Onsite Meetings with County Engineer	\$200 per Hour
Master Planned Development and Industrial	Charged at Hourly Rate (\$1,000 Minimum)



Barrow County Water & Wastewater

625 Highway 211 NE Winder, Georgia 30680 Phone: (770) 307-3014 Fax: (770) 307-3118

Payment must be made at the time of application at the Barrow County Water and Wastewater office.

WATER & WASTEWATER REGULATIONS

Water and Wastewater regulations may be picked up at the Barrow County Water and Wastewater office located at 625 Highway 211 NE, Winder, Georgia 30680 during normal business hours, free of charge.

A blue ink signature of Kevin Little, County Manager, written over a horizontal line.

Kevin Little
County Manager

A blue ink signature of Chris Yancey, Public Works Director, written over a horizontal line.

Chris Yancey
Public Works Director

**BARROW COUNTY BOARD OF COMMISSIONERS
STORM WATER FEE STRUCTURE
FOR FISCAL YEAR 2023**

Fee = Rate (\$48.00) X ERU (Impervious unit of 3478 sq. ft.)

ERU (Equivalent residential unit)

Impervious Surface (Hardened surface areas that either prevent or limit the natural entry of water into the underlying soil).

The average residential unit was determined to be 3478 square feet. This makes all residential parcels equal to one ERU thus a flat rate was set for all residential parcels. The same equation applies to commercial properties. Forty Eight dollars will be charged for every 3478 sq. ft. unit.

*Any parcel of land that has 50 sq. ft. or more of impervious surface shall get a Storm Water Bill.

*Any parcel of land that has less than 50 sq. ft. of impervious surface shall not get a Storm Water Bill

Residential: \$48 per year

Residential with Credit: \$28.80 per year

Commercial: Impervious surface/ 3478 x \$48 = Rate per year

Commercial with Credit: Impervious surface/ 3478 x \$48 = Rate per year with 40% reduction

Example for Commercial:

Parcel has 15000 Sq. Ft. of Impervious Surface.

$15000 / 3478 \times \$48 = \207.01 per year

Example for Commercial with credit:

Parcel has service fee of \$100 per year

40% reduction of \$100 = \$60 per year

**BARROW COUNTY BOARD OF COMMISSIONERS
STORM WATER FEE STRUCTURE
FOR FISCAL YEAR 2023**

Residential Storm Water Rates include, but are not limited to:

- Single family residential
- Two family residential
- Mobile Homes
- Chicken houses

Commercial Storm Water rates include, but are not limited to:

- Businesses or Commercial enterprises
- Industrial
- Apartments
- Public Buildings
- Non-Profits
- Schools
- Churches

Stormwater Credit:

A Storm Water Credit is a reduction in the storm water service fee for properties that meet certain requirements. Such properties shall be eligible for a 40% percent reduction in the storm water service fee.

Credit: 40% reduction in service fee per year



Kevin Little
County Manager



Matt Treeter
Storm Water Manager



BARROW COUNTY
Georgia

BARROW COUNTY GOVERNMENT OFFICIALS

Elected Officials

Pat Graham, Commission Chairman
Joe Goodman, Chairman Pro Tempore, Commission District 1
William J. "Bill" Brown, Commission District 2
Rolando Alvarez, District 3
Alex Ward, Commission District 4
Billy Parks, Commission District 5
Ben Hendrix, District 6
Joseph H. Booth, Chief Superior Court Judge
Nicholas Primm, Superior Court Judge
Currie Mingledorff, Superior Court Judge
Wayne McLocklin, Superior Court Judge
Janie Jones, Clerk of Superior Court
Caroline Evans, Magistrate Court Judge
Tammy Brown, Probate Court Judge
Brad Smith, District Attorney
Jud Smith, Sheriff
Jessica Garrett, Tax Commissioner
Kenneth Cooper, Coroner

Appointed Officials

Kevin Little, County Manager
Angela Davis, County Attorney
Vickie Short, County Clerk
Guy Rogers, Chief Appraiser
Bill Hicks, Juvenile Court Judge
Robert Gardner, State Court Judge
Kyle Sharry, Solicitor General

Department Directors

Rose Kisaalita, Finance Director
Rebecca Whiddon, Planning & Community Development Director
Lisa Maloof, Economic Development Director
Elizabeth Bailey, Human Resources Director
Alan Shuman, Chief of Emergency Services
Chris Yancey, Public Works Director
Dan Magee, Parks, Recreation, & Leisure Services Director
Jaclyn Fryman, Animal Control Director
Monica Franklin, Election Supervisor



BARROW COUNTY

Georgia

Barrow County Board of Commissioners
Historic Courthouse
30 N. Broad Street
Winder, Georgia 30680
(770) 307-3000

www.barrowga.org